


Creating lasting impact



Ontario
Trillium
Foundation



Fondation
Trillium
de l'Ontario

An agency of the Government of Ontario
Un organisme du gouvernement de l'Ontario

**2022–2023
Annual Report**

Board Approved: July 14, 2023

As non-profits in Ontario steadily rebuild in the wake of the pandemic, we are proud to share how the Ontario Trillium Foundation has remained steadfast in its support for the sector and played a critical role in supporting local organizations and communities.

In this report, we share the impact of OTF funding.

We remain committed to addressing the evolving needs of non-profits and providing meaningful support for their continued success.

Contents

- Our Mission 1
- Our Values and Guiding Principles..... 1
- Message from the Chair and CEO.....2
- OTF at a Glance 3
- Grant Investment Streams 4
- Action Areas..... 5
- 40 years of Granting 6
- State of the Non-profit Sector 9
- Review of Achievements 10
- Risk Events and Key Performance Indicators 24
- Grants Summary..... 27
- Organizations Supported: by Catchment Area 29
- Organizations supported through the Youth Opportunities Fund 57
- Volunteers with the Ontario Trillium Foundation..... 60
- Financial Statements 70

Our Mission

Our mission is to build healthy and vibrant communities throughout Ontario by investing in community-based initiatives and strengthening the impact of Ontario's non-profit sector.

Our Values and Guiding Principles

Our values direct our activities and shape our culture. They are reflected by our volunteers and staff in their actions and relationships.

- We act with integrity and fairness.
- We provide outstanding customer service.
- We lead change that matters to communities.
- We pursue excellence in all we do.
- We improve through knowledge and learning.
- We build trust through transparency and accountability.
- We pursue diversity, equity, and inclusion in everything we do.

Message from the Chair and CEO

Dear Supporters and Community,

As the Ontario Trillium Foundation reflects on the past year, we are proud to have played a vital role in supporting the non-profit sector across Ontario.

This year, OTF invested over \$112 million in community grants and partnerships. These funds have been instrumental in building resilience, capacity, sustainability, learning, engagement, and resources for organizations, enabling them to be there for the people of Ontario when they need it most.

We continue to adapt to the evolving needs of the non-profit sector. We understand the importance of addressing the "new normal" for organizations and communities, providing stability and adapting to the changing landscape. Providing relevant funding programs benefits communities and has a tangible impact on the lives of individuals.

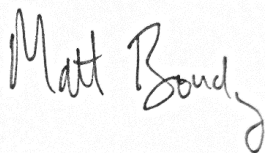
None of this work would be possible without the dedication and passion of our incredible staff and volunteers. Their commitment and hard work have been the driving force behind our achievements.

We would also like to express our appreciation to the Ontario government and our funding ministries, the Ministry of Tourism, Culture and Sport, and the Ministry of Children, Community and Social Services. Their continued support and collaboration have been instrumental in the achievements we have attained together.

Finally, we want to recognize the outstanding work of the community-based organizations that tirelessly support thousands of Ontarians in so many diverse ways. It is through their hard work that collectively we are able to make a lasting impact on the lives of individuals and communities across the province.

As we embrace the future with optimism, we remain steadfast in our commitment to building a strong, vibrant, and resilient Ontario. Together, we will continue to make a difference.

With gratitude,



Matthew Bondy
Chair

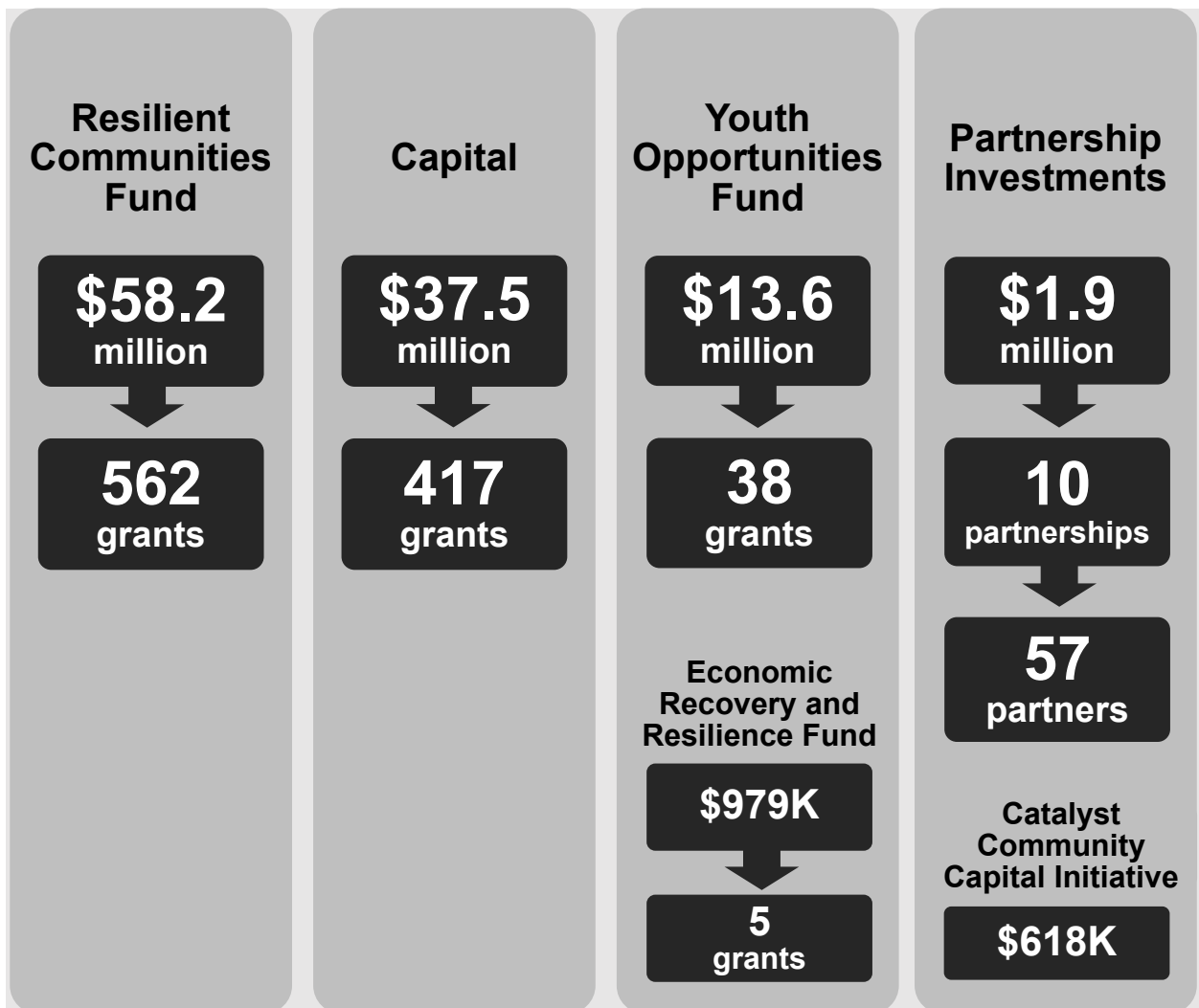


Katharine Bambrick
Chief Executive Officer

OTF at a Glance

2022–2023

The Ontario Trillium Foundation is an agency of the Government of Ontario and one of Canada’s leading granting foundations. Our investments in community non-profits help influence and enrich the cultural and economic landscape of communities across the province. This year OTF invested more than \$112 million into community organizations and partnerships through the following programs:



300+

volunteers

bring local knowledge and diverse perspectives to grant application assessments

2,310+

active (ongoing) grants,
a combined investment of

\$290 million

Grant Investment Streams

Our primary focus lies in investing in community-based initiatives that contribute to a healthy, vibrant and resilient Ontario — today and in the future.

Resilient Communities Fund

Now in its third year, the Resilient Communities Fund was launched in 2020-2021 to help the non-profit sector rebuild capacity and recover.

Building on its initial success, the fund underwent a strategic shift in its second year, transitioning from stabilization and capacity-building to meeting our communities' evolving needs. With its flexible funding, the Resilient Communities Fund supported new approaches to program and service delivery, essential equipment procurement, renovations and other necessary adaptations.

In 2022-2023, the fund provided support to community-based organizations that needed funding to recover, enhance their capacity, foster resilience, and ensure long-term stability.

This year, the fund has helped empower the non-profit sector to strengthen its capacity to be more resilient and better able to adapt. It enabled organizations to respond to changing community needs and evolve their strategies and plans to ensure the uninterrupted delivery of essential programs and services.

By embracing the challenges of the present and planning for future uncertainties, the Resilient Communities Fund has helped to bolster the resiliency of our grantees.

Capital Stream

By investing in community infrastructure, we help organizations create environments that are conducive to collaboration, learning, and engagement where Ontarians can thrive.

Through capital grants, OTF supports impactful projects that contribute to the betterment of communities by helping organizations purchase equipment, build new spaces, or complete renovations, retrofits or repairs. By enabling the improvement and construction of community spaces, capital stream grants are helping meet Ontarians' evolving needs. What's more, OTF also supports initiatives that leverage tech solutions that maximize the impact and reach of programs and services.

Youth Opportunities Fund

The Youth Opportunities Fund offers grants and capacity-building support to grassroots groups and community-based collaboratives working to improve the wellbeing of children, youth and families who face systemic barriers, with a particular focus on Indigenous and Black communities. OTF administers the Youth Opportunities Fund on behalf of the Ministry of Children, Community and Social Services. Since 2013, the Youth Opportunities Fund has provided more than \$110 million in funding to 353 groups across the province, making an impact on more than 300,000 people.

The Youth Opportunities Fund provides grants through three investment streams:

Youth Innovations

Grants that help youth-led grassroots groups and youth-adult partnerships with the resources they need to design and deliver inspiring solutions to issues that matter to them.

Family Innovations

Grants that help grassroots groups deliver culturally anchored projects that empower and support parents, guardians and caregivers.

System Innovations

Grants that support collaboratives working to strengthen the quality and responsiveness of systems so they work better for youth facing systemic barriers.

Economic Recovery and Resilience Fund

Administered by the Youth Opportunities Fund on behalf of the Ministry of Citizenship and Multiculturalism, and in alignment with the vision of the Ontario government's Black Youth Action Plan, the \$1 million fund targeted Black-led and Black-focused organizations outside the GTA. Through one-time, two-year grants, this initiative supported locally developed projects across Ontario with a focus on empowering Black children, youth and young adults at various stages of their lives and careers so they can forge individual pathways to success.

Eligible projects helped to:

- build skills and knowledge
- create opportunities for safe, meaningful work
- provide access to relevant networks

Action Areas

These action areas align with the sectors OTF is mandated to fund: arts and culture, the environment, sports and recreation, and human and social services. They are based on long-term indicators of community wellbeing defined in the Canadian Index of Wellbeing (CIW).

Active People

Fostering more active lifestyles

Inspired People

Enriching people's lives through arts, culture and heritage

Connected People

Building inclusive and engaged communities together

Promising Young People

Supporting the positive development of children and youth

Green People

Encouraging people to support a healthy and sustainable environment

Prosperous People

Enhancing people's economic well-being

40 years of granting

The Ontario Trillium Foundation commemorated its 40th anniversary on Nov. 17, 2022, as an opportunity to look back and celebrate its impact on communities. Since 1982, OTF has been investing in the transformative work of Ontario's non-profit organizations, improving the well-being of communities throughout the province.

Over the course of four decades, OTF's unwavering commitment has resulted in more than \$2.6 billion invested across 28,000+ grants, cultivating meaningful social and economic progress across Ontario. By focusing on people and communities, OTF continues to drive positive change, helping to foster a healthy and vibrant Ontario.

Established to support social service organizations, OTF launched on Nov. 17, 1982, with an initial budget of \$15 million. In 1983, the first round of grants was awarded, benefiting 15 deserving organizations and setting the stage for the impactful work that would follow. Over the years, we have continued to engage with the non-profit sector, delivering grants and essential support to help organizations fulfill their mandates and address critical needs. As the sector evolved, so did we, by remaining a trusted partner, and helping to create lasting impact.

From east to west, north to south, non-profit organizations in communities across the province operate for the good of all Ontarians. They deliver essential programs and services to meet the needs of our diverse communities.

- 10.7 million sq ft of infrastructure has been built or improved for community space.
- More than \$300 million has been invested in non-profit organizations impacted by COVID-19.
- 80,000 people have received training, gained employment or became entrepreneurs.
- \$86.1 million has been invested into diverse communities including Indigenous, Black, Francophone and 2SLGBTQIA+ programs.

Additionally, recognizing the immense challenges brought on by the COVID-19 pandemic, we have also invested \$300 million through the Resilient Communities Fund and in 2021-2022, the Community Building Fund, into organizations directly impacted by the crisis, ensuring their sustainability and ability to continue serving the community.

The Ontario Trillium Foundation would like to thank the Ontario government for its ongoing support of the province's non-profit sector and the trust it bestows in OTF over the last forty years, to deliver community grants to non-profits in Ontario. We would also like to express our deep gratitude to OTF volunteers and staff for their dedication to the province's non-profit organizations and the many communities they serve.

Key Milestones

A shared vision

1982

Formed on November 17, 1982, The Trillium Foundation is established to support social services organizations in Ontario with an **initial budget of \$15 million**.

1983

First year, first grants: With funding from the Ministry of Tourism and Recreation, OTF awards its first round of granting – investing in **15 social service organizations**.

1994

Updated mission: To work with others to create conditions of social progress for people in Ontario who are socially or economically disadvantaged.

By 1994, OTF has invested over **\$195 million** into communities and wins the **Canada Award for Excellence**.

Impact and Collaboration

1999

Growth of mandate: Funding from the Ontario government **increases to \$100 million** to further support the non-profit sector. OTF expands eligibility to include organizations in the arts, culture, sports, recreation, and the environment sectors, as well as increases funding to rural communities.

2013

OTF grows its granting impact: OTF begins to administer the Youth Opportunities Fund on behalf of the Ministry of Children and Youth Services (now the Ministry of Children, Community and Social Services). The fund improves the wellbeing of children, youth, and families facing systemic barriers, with a focus on Black and Indigenous communities.

Since 2013, the Youth Opportunities Fund supports 315 grassroots groups and community collaboratives with close to \$96 million in funding, benefitting 300,000 people.

Adapt and Respond

2015

Renewed Investment Strategy:

OTF's new Investment Strategy allows us to make strategic investments through our granting - making a deeper impact in Ontario across hundreds of projects annually.

Rebuild and Recover

2020

Supporting Ontario's recovery: COVID-19 recovery support is essential for the non-profit sector as many organizations struggle to meet organizational and community needs.

- OTF launches the Resilient Communities Fund to support Ontario's non-profit sector as it rebuilds its capacity from the impacts of COVID-19.
- On behalf of the Ontario government, OTF delivers the \$105 million Community Building Fund to support Ontario's recovery from the impacts of COVID-19. The fund supports organizations in the arts and culture, heritage, tourism, sport and recreation sectors to remain viable and support needed capital upgrades and improvements.

State of the Non-profit Sector

In 2022, as Ontario moved toward recovery, non-profit organizations continued to cope with the lasting impact of the COVID-19 pandemic. The State of the Sector survey¹ (conducted June 2022) revealed the following:

1. Financial forecasts of Ontario non-profit organizations remained alarming. Over a third of non-profit organizations (34 per cent) reported they were unable to sustain for more than 12 months.
2. Demand for non-profits services is higher than ever before. Almost three-quarters of organizations (74 per cent) experienced increased demand for services in 2022.
3. Non-profits faced the dual challenge of escalating expenses driven by inflation and rising employment costs, at the same time as a decrease in donations and earned income.
4. Two-thirds of Ontario non-profits experienced staffing challenges. Organizations pointed to staff burnout and a skills shortage (lack of candidates with required skill sets) as the main factors affecting their ability to recruit and retain staff.
5. Two-thirds of non-profits lost volunteers over the past year and had difficulty recruiting new volunteers or getting previous ones to return.
6. Half of non-profits had to scale back programming due to staffing and volunteer shortages.

State of Communities

While the recovery of jobs and businesses in the province was slowly approaching pre-pandemic levels, 2022 proved challenging for many communities:

- The cost of living increased at a rapid rate (just over eight per cent in June, for example).
- Housing continued to be a pressing concern, accompanied by food insecurity and the need for income support.
- Physical activity levels plummeted among children and youth, due to limited access to school and community-based programs during the more than two years of the pandemic.
- Mental health, particularly among young people, remained a major issue magnifying the importance of targeted support.
- The loss of social connections and community engagement reverberated throughout communities, significantly affecting overall quality of life.

Ongoing demand for support from non-profits

Demand for funding to support recovery and resilience remained high, not only from non-profit organizations striving to sustain, but also from the communities relying on their vital services. Non-profits play a critical role in meeting the needs of Ontarians, and the importance of ongoing support to help them continue to serve their communities.

Looking forward

Throughout the past two-and-a-half years, the non-profit sector has demonstrated agility and resilience in navigating a multitude of challenges. These organizations have adapted to evolving circumstances, continuously addressing the needs of the communities they serve.

In 2023 we are seeing a shift in focus to adapting to a "new normal". As we enter the next phase of recovery from the pandemic, OTF is committed to helping non-profit organizations thrive by

¹ Conducted by the Ontario Nonprofit Network

supporting them as they navigate this transition. By fostering collaboration, innovation and adaptability, OTF aims to empower non-profit organizations to create sustainable, impactful change for the betterment of communities across Ontario.

Review of Achievements

2022–2023

OTF achievements are guided by the three strategic goals and supporting objectives as set out in our annual business plan. Here is what we achieved in 2022-2023:

Goal 1:

Deliver grants that improve the lives of Ontarians

Objective: Invest granting budget into Ontario communities in line with OTF’s investment strategy

Resilient Communities Fund

Building Resilience

The Resilient Communities Fund provided critical support to organizations as they continue to navigate ongoing challenges and uncertainties. Demand for these grants remained very high in 2022-2023 as organizations strive to adapt, reimagine and innovate in response to changing circumstances. A total of 3,188 applications were received over two deadlines, requesting \$370,501,300 in funding. This equates to a demand ratio of \$7.16 in requests for every dollar granted.

OTF awarded 562 grants, making a total investment of \$58,166,200 to support non-profit organizations throughout Ontario. Notably, OTF saw an increase in submissions from diverse groups, including 2SLGBTQIA+, women, Black and racialized, Indigenous and Francophone communities.

The Resilient Communities Fund has been instrumental in strengthening community resilience and empowering organizations to continue their work to create positive change.

The financial support and resources provided by the fund have enabled organizations to adapt, recover and continue serving their communities amid the ongoing impacts of the COVID-19 pandemic. Grantees used these funds for projects with multiple projected outcomes:

Expand previously adapted programs and services to meet the changing needs of the community because of COVID-19

Examples: Continue program/service previously adapted to meet needs arising from COVID-19, scale access to program/service previously adapted to meet needs arising from COVID-19, continue programs meeting a community need arising from COVID-19, improve quality of programs already being delivered

50%

Develop and implement medium to long-term plans to address new organizational needs related to COVID-19 and/or prepare for change such as: revenue generation, strategic planning, research and development, and resource, knowledge and data sharing

48%

Examples: Organizational training and coaching, strategic planning and implementation, operational planning, reopening planning, develop fundraising plans, strategic planning for mergers, seek opportunities for public-private partnerships and social finance

Adapt or add-new program and service delivery to meet the changing needs of the community because of COVID-19

46%

Examples: Examples: adapted programs, identify new health and safety processes and required personal protective equipment, technology supports, staffing and volunteer recruitment and training

Provide supports to staff and volunteers to adapt to organizational changes related to COVID-19

22%

Examples: Mental and physical health and wellbeing supports, peer learning, professional development, networking

Meet public health guidelines, safely deliver programs and services and/or prepare for future disruptions through the purchase of necessary equipment and/or technological infrastructure

22%

Examples: Identify fundraising and financial technology resource, equipment to meet changing technology, or convert to cloud-based data systems to enable business continuity in future work disruptions, procure technology to effectively transition between office and home working conditions, planning and/or procurement needed to meet relevant public health standard

Note: Percentages do not total 100%, as grantees could select more than one outcome.

Capital Grants

Investing in vital community infrastructure

Capital grants help non-profit organizations address community needs by improving the infrastructure necessary for thriving communities. For example, these grants play a vital role in helping non-profits purchase equipment, construct new spaces, or undertake renovations, retrofits or repairs to community spaces. Grant help to enhance access to community spaces, facilities, programs, activities and services and enable residents to fully participate in the life of their communities.

In 2022-2023, OTF received 1,332 applications amounting to \$124,671,100 in funding requests. To support these critical needs, 417 grants were awarded, valued at \$37,453,100.

Youth Opportunities Fund

Supporting Ontario's children, youth and families

Since it launched in 2013, the Youth Opportunities Fund (YOF) has awarded close to \$110 million, supporting 353 projects dedicated to enhancing the well-being of youth and families facing barriers across Ontario.

This year, a total of \$13.5 million was awarded to 38 projects dedicated to helping children youth and their families overcome systemic barriers that limit access to necessary social and financial supports. Funds were invested across the YOF's three streams:

| Youth Innovations | Family Innovations | System Innovations |
|--------------------------|--------------------------|-------------------------|
| 19 grants \$6,126,300 | 14 grants \$4,466,100 | 5 grants \$2,955,900 |

Across the fund's three streams, 266 Expressions of Interest and grant applications were received, totalling \$88.4 million in funding requests. Among them:

- 233 Expressions of Interest were received for Youth Innovations and Family Innovations,
- 33 grant applications for Systems Innovations.

This year's YOF grants are projected to have an impact on 7,590 youth, parents, guardians, and caregivers throughout the province. Grants were awarded to create safe spaces for youth to build community and cultural connections, to provide parents and caregivers with the support they need to ensure the well-being of their families, and to youth entering the labour market and transition to sustainable career pathways.

Just over 14 per cent of the funds supported children and youth in northern and remote communities. Furthermore, Indigenous-led and Black-led organizations accounted for 52.6 per cent and 18.4 per cent respectively of all new YOF grantees.

Where a majority of funds were invested:

- 52.6% Indigenous-led organizations
- 18.4% Black-led organizations
- 14.5% Children and youth in northern and remote communities

Economic Recovery and Resilience Fund

The funding provided by the Economic Recovery and Resilience Fund empowered locally developed projects to strengthen ongoing economic resilience for Black children, youth, and young adults at various stages in their lives and careers. A total of \$979,000 was invested in five grants, contributing to a more equitable and prosperous future for Black communities across the province.

Snapshot: Black History Ottawa

Black History Ottawa was awarded \$197,000 over two years to deliver a culturally relevant personal development and academic mentoring program, benefiting 40 Black teens (aged 15-19) annually in Ottawa. This program is designed to instill confidence among participating Black youths, to give them the opportunity to build stronger connections, and to excel in school and in the job market. The anticipated outcomes include improved grades, expanded networks, and enhanced employability skills.

Grant Spotlights

Throughout Ontario, grantees are making an impact in their communities. These grant spotlights reflect the diversity of projects across our grant streams.

1) A Capital grant of \$106,400 was awarded to the **Municipality of Machin*** to install an accessible playground and fitness equipment.

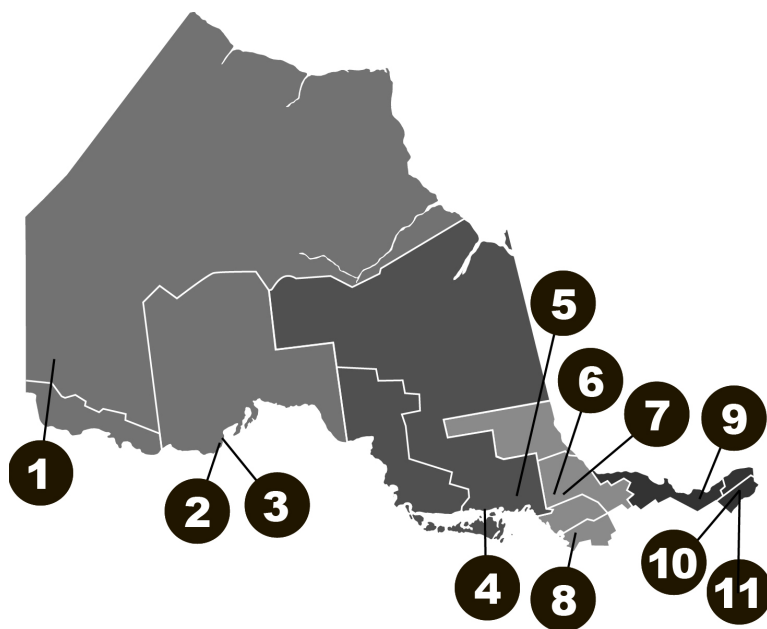
Catchment: Northwestern

2) **Nishnawbe-Aski Legal Services Corporation** was awarded a \$121,500 Resilient Communities Fund grant to purchase equipment to help deliver safe in-person services.

Catchment: Northwestern

3) A \$500,000 YOF Youth Innovations grant will help **Neechee Studio** deliver art and cultural workshops for Indigenous youth.

Catchment: Northwestern



4) **Eshki-nishnaabemjig** received a \$254,400 YOF Family Innovations grant for an Anishinaabemow and cultural immersion program to support language skills.

Catchment: Algoma, Cochrane, Manitoulin & Sudbury

5) A \$148,400 Resilient Communities Fund grant helped **Reseau Access Network** create an accessible and safe space while shifting to digital program delivery.

Catchment: Algoma, Cochrane, Manitoulin & Sudbury

6) The **Royal Canadian Legion Branch 225*** with their \$17,900 Capital grant will provide a safer building environment by upgrading the ventilation system.

Catchment: Muskoka, Nipissing, Parry Sound & Timiskaming

7) A \$22,400 Capital grant will help the **North Bay and Area Potter's Guild*** purchase new pottery equipment for their studio.

Catchment: Muskoka, Nipissing, Parry Sound & Timiskaming

8) A \$124,600 Resilient Communities Fund grant helped **Muskoka Chautauqua** acquire technology and expertise to provide safe outdoor programming.

Catchment: Muskoka, Nipissing, Parry Sound & Timiskaming

9) **Habitat for Humanity's*** \$94,300 Capital grant will be used to purchase a truck for ReStore and help to build affordable housing.

Catchment: Champlain

10) A \$149,900 Resilient Communities Fund grant supported the **Parkdale Food Centre** as it safely delivers adapted programming virtually and outdoors and purchase meal kits.

Catchment: Champlain

11) The **Ottawa Fringe Festival*** was awarded a \$25,200 Capital grant to purchase technology to support their programming and offer assistive listening and audio.

Catchment: Champlain

* Active projects.

Objective: Supporting our grantees

Providing excellent customer service

Throughout 2022-2023, OTF continued to prioritize effective customer service to support organizations throughout the application process. OTF remained committed to empowering applicants every step of the way.

For both the Resilient Communities Fund and Capital grant stream, we offered a range of bilingual supports and resources to enhance applicants' understanding of the granting process and to increase their chances of success across all grant streams. These include:

- One-on-one coaching sessions
- Comprehensive website
- Support Centre
- Workshops and information sessions
- User-friendly and accessible website

To facilitate applicants' understanding of OTF's granting process, so they can successfully complete applications for funding that include the required information and demonstrate how their project aligns with the program's goals, OTF conducted 75 outreach sessions in English and 23 in French, engaging with 3,614 applicants to provide insights into the Resilient Communities Fund and Capital stream.

OTF Program Managers further provided 3,060 one-on-one coaching calls, which allowed applicants to ask knowledgeable OTF staff specific questions related to completing their applications. One-on-one calls were also available to provide valuable feedback to declined applicants to help guide their future applications.

The team at OTF's Support Centre, staffed with knowledgeable bilingual program administrators, handled more than 10,350 phone calls and responded to more than 4,890 emails from applicants and grantees alike.

Increasing customer satisfaction

OTF values the input of our applicants and continuously strives to improve its customer service. To gather feedback, OTF conducted a customer satisfaction survey with the following results:

- 89% of respondents reported being satisfied overall with OTF.
- 92% of respondents said OTF was helpful when providing support.
- 83% of respondents said OTF understands their organization's work and needs.

These results highlight our efforts to foster understanding of OTF's funding programs and address the unique requirements of each applicant.

Youth Opportunities Fund: Building engagement and capacity

In the past year, the YOF program demonstrated its commitment to capacity-building and high engagement by providing extensive support and resources to prospective applicants. Approximately 269 hours were dedicated to offering application coaching and networking support, giving applicants the opportunity to strengthen their proposals and enhance their chances of success. To further assist applicants, more than 292 people participated in online information sessions, design workshops, and application writing webinars.

Additionally, the program actively engaged 316 community members through information webinars, drop-in Q&A sessions on Zoom, and live 'Ask Me Anything' sessions hosted by YOF grassroots grantees.

Onboarding and supporting grantees

OTF continues to provide an onboarding and orientation process that ensures grantees are well-equipped with the necessary information to initiate and deliver their projects successfully. OTF conducted one-on-one sessions for all 979 Resilient Communities Fund and Capital grantees. Grantee onboarding and orientation covers key expectations and requirements, helping guide grantees as they initiate their grants.

Additionally, YOF successfully onboarded the 38 new grantees. To fulfil the mandate of the YOF program by further supporting these grantees in launching their grassroots and systems change initiatives, OTF provided access to various resources including participation in evaluation circles with the Students Commission of Canada and a successful two-day virtual Launch Summit. The summit brought together 55 youths and parents, guardians and caregivers for networking, knowledge sharing, and skill building.

Active Resilient Communities Fund grants

OTF staff have regular touchpoints with grantees to stay updated on their progress and support them with any challenges they may encounter. For multi-year grants, grantees regularly engage with Program Managers and submit annual Progress Reports. All grantees submit a comprehensive Final Report at the conclusion of their project. These reports serve as valuable tools to assess the collective impact of OTF grants.

At the end of the 2022-2023 fiscal year, approximately 1,500 Resilient Communities Fund grants were active. As various grants close and new grants open, the number of grants being monitored continually fluctuates. And 786 Resilient Communities Fund grants closed successfully.

Active Seed, Grow and Capital stream grants

More than 500 grants provided through our Seed, Grow and Capital streams are active and continue to be monitored.

Active YOF grants

Thirty-six grants were closed successfully, while 175 grants remain active across the YOF's three grant streams.

Active Community Building Fund grants

In 2021-2022, a total of \$96.9 million was disbursed across 844 Community Building Fund grants. Of these grants, just over 100 grants are in their final stages. At the 2022-2023 fiscal year-end, 86 per cent have been successfully closed.

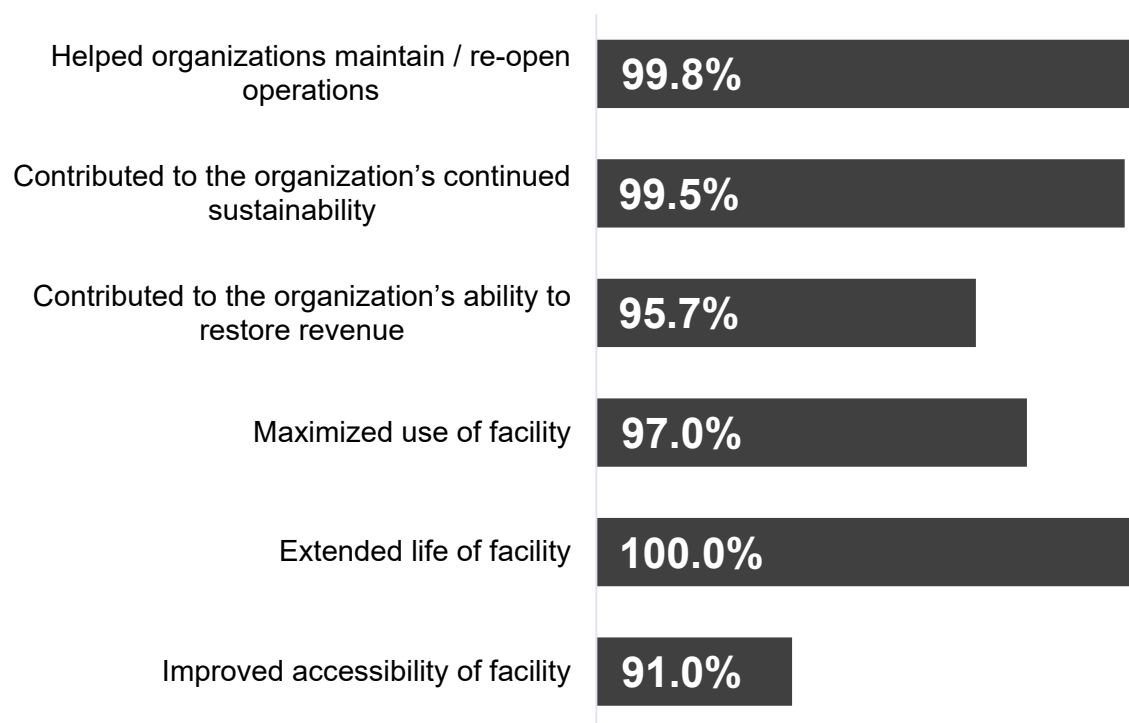
Impact of the Community Building Fund

The Community Building Fund was introduced as a vital component of *Ontario's Action Plan: Protect, Support, Recover*, outlined in the 2020 Budget. The fund played a crucial role in supporting the recovery of sectors heavily impacted by the pandemic, including sport and recreation, tourism, arts, culture, and heritage.

Of those Community Building Fund grants that closed, 580 organizations were able to increase their capacity:

- More than 6,000 staff were retained or rehired
- 962 new staff hired
- 1.4 million volunteer hours were realized
- 691,994 sq ft was renovated
- 540,823 additional hours in programming were added

As grants from the Community Building Fund reach completion, organizations reported the outcomes and results for their funded projects, highlighting the positive changes brought about by these investments:



Volunteers supporting the work of OTF

OTF has a dedicated team of more than 300 volunteers throughout the province, that include our grant review volunteers and Board members.

In the past year, we welcomed 41 new volunteers, who joined our Community Investments Grant Review Teams and Youth Opportunities Fund Grant Review Committee, actively engaging in assessing and making grant recommendations. We also had 60 volunteers who wrapped up their terms – and thanked them for their invaluable support.

These dedicated individuals play a crucial role in the grantmaking process. The diverse perspectives and local knowledge they contribute significantly enhances the application assessments and final funding recommendations for our Resilient Communities Fund, Capital stream, and Youth Opportunities Fund investment streams.

Objective: Demonstrate impact of our investments

Delivering results

As part of OTF's commitment to accountability and transparency, we measure the success and outcomes of funded projects. We are pleased to report that 92% of the grants delivered their projected results, exemplifying the dedication and effectiveness of the organizations we support. By consistently delivering on our grant objectives, OTF demonstrates its commitment to making a meaningful and lasting difference in the overall well-being of our communities.

Harnessing the power of data

Data plays a pivotal role in OTF's commitment to accurately track, measure and report on the impact of its investments in communities. By embracing a data-informed approach, we ensure our decisions are grounded in evidence, enabling effective resource allocation and strategic planning. This is particularly significant in the context of the Resilient Communities Fund, which has been instrumental in supporting non-profit organizations' recovery efforts, stabilization, and capacity building in the aftermath of the COVID-19 pandemic.

Collecting data on the non-profit sector

We continue to gather data on the state of the non-profit sector and have generated valuable insights from the data collected through research reports and grant applications.

Projects undertaken to improve our data collection and analysis:

To provide more flexibility in how Grow grantees can measure the impact of their programs, new customizable surveys have been integrated into OTF's grant measurement system. Moreover, improvements have been made to the reporting portal, allowing grantees to access survey results in a more user-friendly format.

OTF is also maintaining a Data Warehouse, a cloud-based solution the foundation uses to support accurate and efficient data analysis and sourcing for data dashboards used across the organization. Meanwhile, new data sources are continuously being incorporated to expand possibilities for future data projects.

Goal 2: Support Ontario's non-profit sector to innovate and deliver greater impact

Objective: Advance the sector's capacity in research and development, accessing social finance, and making better use of data and evidence

In 2022-2023, OTF added nine new partnerships under the umbrella of our Partnership Investments program, including partnerships focused on:

- Accelerating digital transformation in the non-profit sector and supporting organizations to build their digital capacity.
- Supporting community-based social finance intermediaries and building capacity to enable community organizations to qualify for financing opportunities.
- Building the capacity of the non-profit sector to share learning about broader trends in Ontario communities and the sector.

In total, OTF invested almost \$1.9 million in new partnerships. Our partner contributions amounted to \$5.4 million, including both financial and in-kind support. Through these partnerships, we were able to leverage \$2.65 for every dollar invested.

Our partnerships encompass a wide range of stakeholders, including foundations, businesses, networks, governments, Indigenous organizations, Francophone groups, academia, and non-profits among others. Together, these collaborations enable us to build capacity, foster innovation, and support the financial sustainability of Ontario's non-profit sector. Each year we ask our partnerships to tell us of our impact – and we're pleased that 100% of partners think OTF has a positive impact on the non-profit sector.

As part of our Partnership activities, we hosted or participated in 184 events throughout the year, including partner convenings, conferences, presentations, and webinars/workshops, creating opportunities for connection, engagement, and sector support.

In 2022-2023 six partnerships closed – they supported a number of strategic areas: mobilizing new sources of capital, investing in community led research and development (R&D), growing the health and resiliency of the non-profit sector through digital transformation and the animation of a virtual learning platform.

Snapshot - New Partnership: **Belonging Shared Measurement**

OTF is pleased to jointly support the development of shared measurement tools to help organizations better understand how their programs and services affect the sense of belonging of the children and youth they serve. The Belonging Shared Measurement Project will build the tools and supports to make it easier for community organizations to measure the outcomes of their work, share their learnings and utilize this knowledge to improve outcomes for Ontarians.

Key partners in this initiative include Children and Youth Planning Table (CYPT) of Waterloo Region, YMCA of Three Rivers, Well-being Shared Measurement Database (WBSMD) Task Group, The University of Waterloo, Mitacs, and United Way Waterloo Region Communities.

Snapshot: **Canadian Centre for Nonprofit Digital Resilience**

OTF has formed a partnership with the Canadian Centre for Nonprofit Digital Resilience (CCNDR) to advance a shared vision of a digitally enabled, non-profit sector that can leverage data and technology for greater impact.

This collaboration focuses on two key areas: First, the partnership will further build and develop the CCNDR, which serves as a hub for non-profits to use data and tech to advance their mission and multiply their impact. Second, it aims to advance strategic and operational priorities to create an enabling environment for non-profit digital development.

This partnership brings together a diverse group of organizations, including the Canadian Centre for Nonprofit Digital Resilience, Tamarack Institute, Ontario Nonprofit Network, RBC Community Investment, Canadian Internet Registration Authority, Community Foundations of Canada, Medavie Foundation, Sonor Foundation, Mastercard Changeworks and Okta.

Grant Spotlights

Throughout Ontario, grantees are making an impact in their communities. These grant spotlights reflect the diversity of projects across our grant streams.

1) Orillia Lawn Bowling Club received a \$26,900 Resilient Communities Fund grant to purchase lawn bowling equipment and upgrade technology.

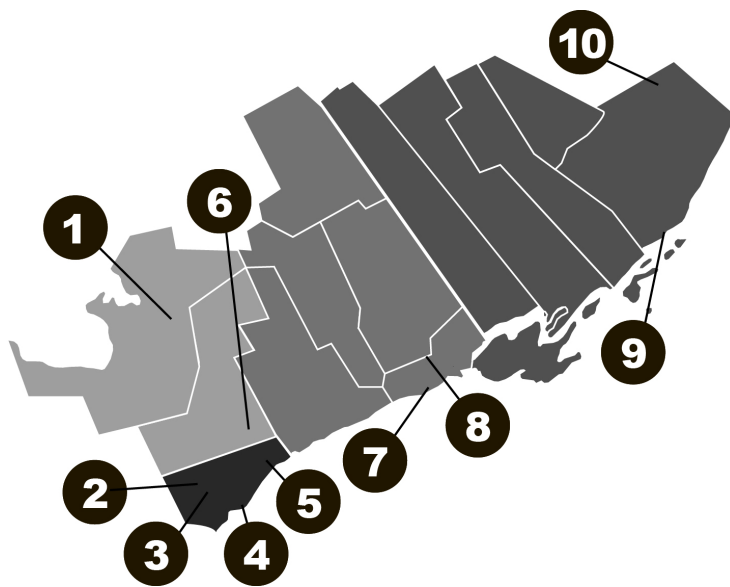
Catchment: Simcoe York

2) A \$36,600 Capital grant will help the **Nigerian Canadian Muslim Association*** purchase computer equipment to offer more digital resources, program and services.

Catchment: Toronto

3) YNOT* received a \$28,800 Capital grant to purchase computer equipment to support the Homework Club and Tutoring programs.

Catchment: Toronto



4) A Resilient Communities Fund grant for \$89,500 was awarded to **Alexandra Park Neighbourhood Learning Centre** to convert its programs to an online delivery model for adult literacy programs.

Catchment: Toronto

5) A YOF Systems Innovations grant of \$660,600 was awarded to **Urban Alliance on Race Relations** to support leadership opportunities within the education system for racialized, Black and newcomer youth.

Catchment: Toronto

6) A \$77,200 Capital grant was awarded to **360° Kids*** to create a training kitchen and support culinary skills programs.

Catchment: Simcoe York

7) A Capital grant for \$149,100 to the **Market Hall Performing Arts Centre*** will help upgrade existing equipment to improve production quality.

Catchment: Durham, Haliburton, Kawartha & pine Ridge

8) A \$147,600 Resilient Communities Fund grant will support **Cornerstone Family Violence Prevention Centre** to renovate a communal kitchen space.

Catchment: Durham, Haliburton, Kawartha & pine Ridge

9) A \$105,300 Resilient Communities Fund grant awarded to **Thousand Islands Playhouse** helped transition its theatre sales system to a cloud-based box office software.

Catchment: Quinte, Kingston, Rideau

10) A \$500,000 YOF Family Innovations grant was awarded to **Rural FASD Support Network** to offer parents and caregivers with support groups, workshops and respite care.

Catchment: Quinte, Kingston, Rideau

* Active grants.

Goal 3: Be a high-value partner in the delivery of public funds

Objective: Demonstrate effective and accountable stewardship of public funds

Optimizing efficiency

OTF's objective is to optimize the allocation of resources for community-based programs. By implementing effective and efficient systems and smart budgetary management, we ensure that more public funds are directed toward programs that directly benefit the communities we serve.

We are proud to announce the successful implementation of our new Location of Work model, which resulted in a 97 per cent reduction in the footprint of our Toronto office. By optimizing our operations and reducing our real estate footprint, we are able to allocate more resources towards impactful grants that contribute to the well-being and resilience of Ontario's communities.

Supporting Grantees

As part of OTF's commitment to effective and accountable stewardship of public funds, we enhance our supports for effective evaluation by our grantees.

To support our grantees, we provided assistance in generating simple logic models they can use to effectively describe their programs and desired outcomes. These models also provide OTF with important metadata for programs such as the population served and program description, enabling us to gain deeper insights into their impact.

Additionally, we partnered on various external research projects that are relevant beyond OTF. One notable collaboration was the third State of the Sector Survey with the Ontario Nonprofit Network. This ongoing survey has tracked key operational and organizational trends across the sector from 2020 to 2022 and has been a critical source of information for OTF in understanding challenges faced by the non-profit sector.

Furthermore, we worked closely with the Toronto Foundation on a second Social Capital Survey, which explored the strength of communities in terms of people's connections with one another and societal institutions. By comparing the results to a benchmark established before COVID-19, this survey provided valuable insights into the state of our communities and their resilience in the face of challenges.

These external research initiatives not only enhance our understanding but also contribute to the broader knowledge base, benefiting the non-profit sector and community development efforts across Ontario.

Ensuring Accountability

Our staff members engage with grantees during the life of the grant. This ensures we can address any gaps and support the successful and accountable completion of funded projects.

OTF's commitment to effective and accountable stewardship of public funds is exemplified through our rigorous internal audit processes. Each year, we conduct random audits to confirm our grantees adhere to the terms of grant contracts. This year, 98 grants were randomly

selected, approximately 10% of grants closing in 2022-2023, with the results revealing 97 percent of grantees complied with the terms and conditions of the grant contracts.

By maintaining a high level of accountability and transparency, we ensure that public funds are being used efficiently and effectively, ultimately making a meaningful impact on the communities we serve.

Connectivity and continuity

OTF is continuing its digital transformation and comprehensive business continuity planning. In the pursuit of digital-first adoption, we successfully implemented a fully cloud-based telephone and contact centre solution, ensuring seamless communication and accessibility for all staff members.

Furthermore, we are prioritizing business continuity planning and preparedness to safeguard OTF's operations. This includes regular disaster recovery testing, annual reviews of business continuity plans, and conducting business-impact analyses and cybersecurity response plans.

By embracing digital advancements and prioritizing business continuity measures, we ensure the efficient and secure management of public funds, ultimately enhancing our ability to make a positive impact on Ontario's communities.

Recognizing funding contributions

Throughout the year, a total of 1,178 recognition activities were organized by grantees to acknowledge investments made by OTF and the Ontario government. Notably, 816 of these activities included the participation of Members of Provincial Parliament (MPPs), highlighting the importance and support of our elected officials in recognizing the impact of community-based programs.

These events serve as platforms to celebrate the achievements of our grantees and provide opportunities for networking and celebrating. By facilitating these interactions, both in-person and virtually, we foster a sense of community and engagement while ensuring transparency and accountability in the management of public funds.

Inspiring excellence among our staff and volunteers

Staff continue to show high rates of engagement with OTF's cost-effective learning program, which is designed to ensure staff are equipped with the skills and knowledge to deliver on the priorities of the Ontario government.

We also incorporated education around significant recognition dates, including Black Heritage Month, Pride Month, Orange Shirt Day, National Day for Truth and Reconciliation, and Mental Health Week. In addition to fostering a culture of continuous learning, we prioritized staff health and wellness. To maximize employee engagement, we offered regular check-ins with CEO town halls, wellness sessions, and learning opportunities. These supportive measures have enabled our employees to remain agile, engaged, and resilient.

To gauge staff engagement, we conduct an employee pulse survey twice a year, and we are proud to share 82.3 per cent of our staff agreed or strongly agreed with the statement: "I am inspired to give my very best." With a response rate of 72.2% and an average survey score of 4.13 out of 5, the results reflect the dedication of our team to achieving our mission.

We also provided ongoing training and support to help our volunteers assess grant applications and use our grant management system effectively.

Objective: Explore new granting opportunities with government partners to deliver on shared priorities

In the fiscal year 2021-2022, OTF initiated a partnership with Employment and Social Development Canada (ESDC) to advance social innovation and social finance throughout the province and to strengthen the social finance system with a \$750,000 grant provided by ESDC and administered by OTF.

This funding allowed us to support individual and regional community capital partners in their efforts in 2022-2023:

Snapshot:

The Catalyst Community Capital Initiative and the Catalyst Community Finance Initiative

The Catalyst Community Capital Initiative has a shared objective of advancing social innovation and social finance nationwide. By providing invaluable guidance and resources tailored to the unique needs of non-profits, it empowers non-profits to access and participate in the federal government's Social Finance Fund (\$400M). These efforts facilitate the establishment and growth of community-based organizations that can provide credit and financial services to support non-profit organizations and help to contribute to the strength and resilience of our communities as a whole. OTF has taken on a lead role in ensuring Ontario non-profits have access to the Investment Readiness Program funded by Economic and Social Development Canada (ESDC).

This partnership is between OTF, Social Venture Connexion (SVX) as the project lead, 10C Shared Space, SETSI Canada Inc., Pillar Nonprofit Network, and the Community Foundations of Canada.

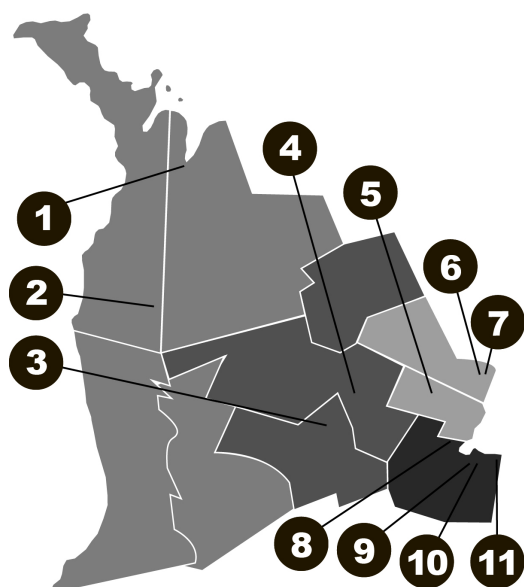
Grant Spotlights

Throughout Ontario, grantees are making an impact in their communities. These grant spotlights reflect the diversity of projects across our grant streams.

1) A \$69,600 Resilient Communities Fund grant helped **Georgian Bay Folk Society** provide live music performances and create virtual experiences.
Catchment: Grey, Bruce, Huron, Perth

2) A Capital grant of \$54,300 helped the **Walkerton Agricultural Society** replace the roof of its community space for safer delivery of programs, services and events.
Catchment: Grey, Bruce, Huron, Perth

3) A Capital grant of \$101,400 is supporting **Strong Start*** as it installs accessible doors and purchases program equipment.
Catchment: Waterloo, Wellington, Dufferin



4) **Guelph Symphony Orchestra** received a \$15,800 Resilient Communities Fund grant to redesign programs and create socially distanced concerts.
Catchment: Waterloo, Wellington, Dufferin

5) **Carrefour Interculturel de Peel-Halton c/o Centre Canadien pour l'unité de la famille** is providing workshops, coaching and networking opportunities for Black Francophone newcomer parents with a \$255,000 YOF Family Innovations grant.
Catchment: Halton Peel

6) **Achêv*** is using a \$37,300 Capital grant to purchase smart boards and other technology to increase access to its programs and services.
Catchment: Halton Peel

7) **Newcomer Centre of Peel**, with a \$66,200 Resilient Communities Fund grant, will hire an expert to train staff and re-design its office space to increase safety and accessibility.
Catchment: Halton Peel

8) The **Royal Canadian Legion Branch 551*** will repave their parking lot to create a safe, more accessible area with a \$126,200 Capital grant.
Catchment: Hamilton

9) With a \$117,300 Resilient Communities Fund grant, the **YMCA Hamilton/Burlington/Brantford** hired staff and upgraded its furniture and equipment to improve programs.
Catchment: Hamilton

10) A \$500,000 YOF Family Innovations grant is supporting **RAFIKI c/o Hamilton Centre for Civic Inclusion** as it offers language and computer literacy workshops and cultural events for newcomer Black Francophones.
Catchment: Hamilton

11) A \$107,200 Resilient Communities Fund grant was awarded to **Habitat Hamilton** to create a digital presence for ReStores with new technology and staff.
Catchment: Hamilton

* Active grants.

Risk Events and Key Performance Indicators

Risk events

Our risk-management processes include:

- A formal and structured approach to risk management
- Quarterly reviews of threats that could affect the successful outcomes of our grants
- Implementation of several mitigation activities to reduce identified risks
- Consideration of all business risks in our analysis and mitigation plans

We did not experience any risk events or other significant factors that affected our results in 2022-2023.







- The Finance & Audit Committee of the Board of Directors reviews the Enterprise Risk Management plan quarterly including any changes in the likelihood and/or impact of identified risks, with escalation to the full Board of medium-high risk events.
- With heightened global awareness and focus on cybersecurity as a key risk, management introduced in-depth semi-annual cybersecurity briefings to the Finance & Audit Committee and the Board.

Key performance indicators

We measure and track the overall performance of the Foundation through a series of key performance indicators:

OTF Key Performance Indicators Scorecard

Fiscal Year 2022-23 Year-End

| Goal | Metric* | Status | 2022-23 Annual Target | 2022-23 Year End |
|--|---|---|-----------------------|------------------|
| Goal 1: Deliver grants that improve the lives of Ontarians | Invest 100% of the annual grant allocation into communities** |  | 100% | 106% |
| | % of grantees delivering projected results |  | 80% | 92% |
| Goal 2: Support innovation in the not-for-profit sector to deliver greater impact | % of Partnership Investment beneficiaries who report OTF as having a positive impact on their field |  | 72% | 100% |
| | **NEW** Dollars leveraged through partnership investments |  | >\$1.00 | \$3.13 |
| Goal 3: Be a high-value partner in the delivery of public funds | Operating expenses do not exceed Board-approved targets |  | <100% | 93% |
| | Explore new granting opportunities with government partners on shared priorities |  | n/a | \$618k |

Financial Performance

OTF has achieved all key financial performance targets and commitments as outlined in the 2022-2023 Business Plan. Highlights of our financial performance include:

- **Balanced operational and granting budget:** OTF has effectively invested its entire allocated granting budget into programs that work towards building healthy and vibrant communities in Ontario while maintaining prudent operational costs.
- **Expense efficiencies:** Ongoing review of operating expenses enables OTF to identify and realize efficiencies. This year we reduced the real estate footprint of our head office by 97%. Savings from rental costs were redirected into grants to benefit communities across Ontario.
- **Economies of Scale:** OTF has achieved significant economies of scale while administering its core granting program along with Community Building Fund granting program. We maintained the targeted Operating Cost Ratio approved by the Board while managing the increased granting volume.
- **Maintaining clean audits:** OTF has continued to obtain clean audit opinions year over year from its external financial auditors and is fully compliant with Public Sector Accounting Standards (*PSAS*).

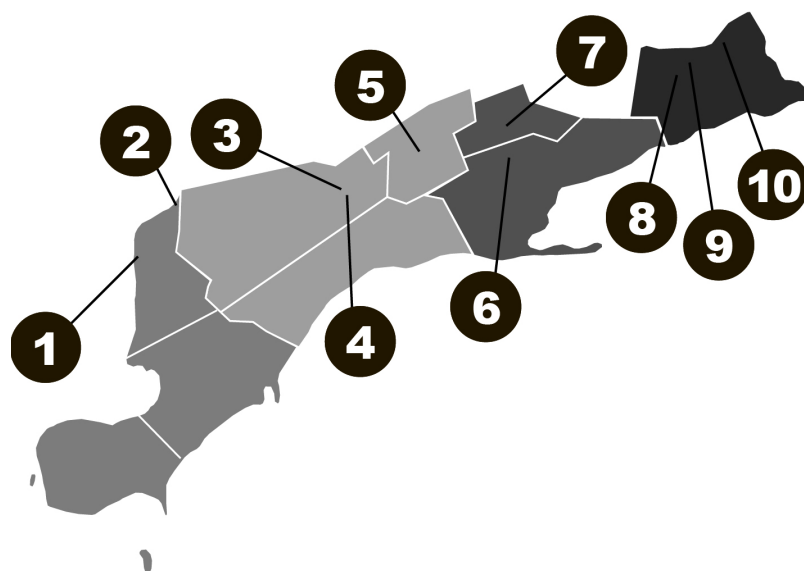
Grant Spotlights

Throughout Ontario, grantees are making an impact in their communities. These grant spotlights reflect the diversity of projects across all our grant streams.

1) With a \$32,400 Resilient Communities Fund grant, **Reseau-femmes du Sud-Ouest de l'Ontario** purchased computer software and hired experts to strengthen operations.
Catchment: Essex, Kent, Lambton

2) **Lambton Centre*** will replace windows and add air purifiers for improved air circulation and ventilation with the support of a \$26,200 Capital grant.
Catchment: Essex, Kent, Lambton

3) With a \$468,000 YOF Youth Innovations grant, **Black Youth Connect** expanded their programs for Black youth to help them explore their identities and connect to community leaders.
Catchment: Thames Valley



4) A \$19,600 Capital grant is helping **Across Languages Translation and Interpretation Service*** purchase phone and video equipment and update technological infrastructure.
Catchment: Thames Valley

5) The **Woodstock Curling Club** was awarded a \$15,000 Resilient Communities Fund grant to purchase point of sale equipment and help increase revenue.
Catchment: Thames Valley

6) A \$55,600 Resilient Communities Fund grant supported **Kids Can Fly** as it reopened a family drop-in program with new equipment.
Catchment: Grand River

7) **Alzheimer Society of Brant, Haldimand Norfolk, Hamilton Halton*** received a \$27,200 Capital grant to update the interior and exterior of its main building and make it fully accessible.
Catchment: Grand River

8) **Community Support Services of Niagara*** was awarded a \$52,000 Capital grant to purchase a van that will enhance capacity to support clients.
Catchment: Niagara

9) A \$13,700 Resilient Communities Fund grant was awarded to **Essential Collective Theatre** to hire new staff, purchase software and equipment, and expand theatre performances.
Catchment: Niagara

10) The **Niagara Pumphouse Arts Centre**, with a \$146,500 Resilient Communities Fund grant, will hire staff and purchase technological equipment to deliver more virtual arts programs.
Catchment: Niagara

* Active grants.

Grants Summary

2022–2023

Grants Approved - Investment Streams

| Investment Stream | Amount Invested | No. of Grants |
|---------------------------------------|----------------------|---------------|
| Resilient Communities Fund | \$58,166,200 | 562 |
| Capital | \$37,453,100 | 417 |
| Youth Opportunities Fund | \$13,550,300 | 38 |
| Economic Recovery and Resilience Fund | \$979,300 | 5 |
| Total | \$110,148,900 | 1,022 |

Grants Approved - Action Areas: Resilient Communities Fund and Capital

| Action Area | Amount Invested | No. of Grants |
|------------------------|---------------------|---------------|
| Active People | \$18,134,400 | 205 |
| Connected People | \$33,869,100 | 320 |
| Green People | \$2,194,000 | 20 |
| Inspired People | \$14,093,500 | 170 |
| Promising Young People | \$12,549,900 | 124 |
| Prosperous People | \$14,292,300 | 140 |
| Total | \$95,619,300 | 979 |

Grants Approved: Youth Opportunities Fund

| Investment Stream | Amount Invested | No. of Grants |
|---------------------------------------|---------------------|---------------|
| System Innovations | \$2,955,900 | 5 |
| Youth Innovations | \$6,128,300 | 19 |
| Family Innovations | \$4,466,100 | 14 |
| Sub-total | \$13,550,300 | 38 |
| Economic Recovery and Resilience Fund | \$979,300 | 5 |
| Sub-total | \$979,300 | 5 |
| Total | \$14,529,600 | 43 |

Grants Approved - Catchment Areas: Resilient Communities Fund and Capital

| Catchment Area | Amount Invested | No. of Grants |
|---|---------------------|---------------|
| Algoma, Cochrane, Manitoulin & Sudbury | \$3,283,500 | 34 |
| Champlain | \$8,843,700 | 97 |
| Durham, Haliburton, Kawartha & Pine Ridge | \$7,273,500 | 77 |
| Essex, Kent, Lambton | \$5,040,200 | 46 |
| Grand River | \$2,041,800 | 23 |
| Grey, Bruce, Huron & Perth | \$2,662,100 | 31 |
| Halton Peel | \$11,722,600 | 122 |
| Hamilton | \$3,452,800 | 37 |
| Muskoka, Nipissing, Parry Sound & Timiskaming | \$1,961,700 | 21 |
| Niagara | \$3,596,600 | 39 |
| Northwestern | \$2,125,000 | 19 |
| Quinte, Kingston, Rideau | \$4,374,100 | 46 |
| Simcoe York | \$11,571,400 | 98 |
| Thames Valley | \$4,909,900 | 43 |
| Toronto | \$16,840,200 | 185 |
| Waterloo, Wellington & Dufferin | \$5,920,200 | 61 |
| Total | \$95,619,300 | 979 |

Organizations Supported: by Catchment Area

| Algoma, Cochrane, Manitoulin & Sudbury | | | |
|---|-----------------------|-------------|----------------------------|
| Organization Name | Amount Awarded | Term | Stream |
| 4elements Living Arts | \$68,500 | 12 months | Resilient Communities Fund |
| Abitibi Golf Club | \$28,000 | 12 months | Capital |
| akinoomoshin | \$199,600 | 24 months | Resilient Communities Fund |
| Algoma Community Legal Clinic Inc. | \$199,900 | 24 months | Resilient Communities Fund |
| Algoma Paddlers Canoe & Kayak Club, Inc. | \$10,100 | 12 months | Resilient Communities Fund |
| Anti-Hunger Coalition Timmins | \$146,800 | 12 months | Capital |
| Anti-Hunger Coalition Timmins | \$173,300 | 24 months | Resilient Communities Fund |
| Big Brothers Big Sisters of Greater Sudbury | \$79,500 | 12 months | Resilient Communities Fund |
| Canadian Bushplane Heritage Centre | \$65,400 | 18 months | Resilient Communities Fund |
| Corporation of the Town of Cochrane | \$150,000 | 12 months | Capital |
| Corporation of the Township of Jocelyn | \$18,100 | 12 months | Capital |
| Habitat for Humanity Sault Ste. Marie and Area | \$25,300 | 24 months | Resilient Communities Fund |
| Habitat for Humanity Sault Ste. Marie and Area | \$124,000 | 12 months | Capital |
| Kapuskasing Golden Age Centre de l'Age d'Or | \$64,800 | 12 months | Capital |
| Kebsquasheshing Golf Club Inc. | \$39,800 | 18 months | Resilient Communities Fund |
| Laird Township | \$148,900 | 12 months | Capital |
| Le Carrefour francophone de Sudbury | \$189,400 | 24 months | Resilient Communities Fund |
| Municipalité de Mattice - Val Côté | \$149,700 | 12 months | Capital |
| Municipality of Killarney | \$45,300 | 12 months | Resilient Communities Fund |
| Municipality of St. Charles | \$24,000 | 12 months | Resilient Communities Fund |
| Rainbow Routes Association | \$48,400 | 18 months | Resilient Communities Fund |
| Salon du livre du Grand Sudbury | \$108,500 | 24 months | Resilient Communities Fund |
| Sault Community Theatre | \$193,000 | 24 months | Resilient Communities Fund |
| South Porcupine Food Bank | \$10,000 | 6 months | Capital |
| Sudbury Shared Harvest | \$67,000 | 12 months | Resilient Communities Fund |
| The Corporation of the Municipality of Wawa | \$130,000 | 12 months | Capital |
| The Corporation of the Township of Chapleau | \$88,400 | 12 months | Capital |
| Timmins Learning Centre | \$70,800 | 12 months | Resilient Communities Fund |
| Timmins Tennis and Squash Club | \$28,300 | 12 months | Resilient Communities Fund |
| Township of Assiginack | \$72,000 | 12 months | Resilient Communities Fund |
| Township of Hornepayne | \$150,000 | 12 months | Capital |
| Township of Sables-Spanish Rivers | \$18,100 | 12 months | Resilient Communities Fund |

| | | | |
|------------------------------|--------------------|-----------|----------------------------|
| Welcome Friend Association | \$199,600 | 24 months | Resilient Communities Fund |
| YMCA of Northeastern Ontario | \$149,000 | 12 months | Capital |
| Number of grants | 34 | | |
| Sub-total | \$3,283,500 | | |

| Champlain | | | |
|--|-----------------------|-------------|----------------------------|
| Organization Name | Amount Awarded | Term | Stream |
| ABLE2: Support for People with Disabilities | \$24,700 | 12 months | Capital |
| Algonquins of Pikwakanagan First Nation | \$70,400 | 12 months | Capital |
| Ami Jeunesse Inc | \$141,900 | 24 months | Resilient Communities Fund |
| Association canadienne-française de l'Ontario - Stormont, Dundas et Glengarry (ACFO-SDG) | \$191,800 | 24 months | Resilient Communities Fund |
| Association pour l'intégration sociale d'Ottawa | \$108,000 | 24 months | Resilient Communities Fund |
| Ausome Canada | \$195,000 | 24 months | Resilient Communities Fund |
| Beth Donovan Hospice | \$51,700 | 12 months | Capital |
| Boys and Girls Club of Ottawa | \$137,300 | 12 months | Capital |
| Bytown Beat Chorus | \$36,000 | 24 months | Resilient Communities Fund |
| Caldwell Family Centre | \$13,400 | 12 months | Capital |
| Carleton Heights Curling Club | \$150,000 | 6 months | Capital |
| Carty House | \$54,900 | 12 months | Capital |
| Carty House | \$179,100 | 24 months | Resilient Communities Fund |
| Causeway Work Centre | \$26,300 | 12 months | Capital |
| Centre Charles-Émile-Claude, centre polyvalent des aîné(e)s inc | \$149,900 | 12 months | Capital |
| Centre de ressources communautaires de la Basse-Ville | \$156,600 | 24 months | Resilient Communities Fund |
| Centre de services à la famille, Région de la capitale nationale | \$82,900 | 24 months | Resilient Communities Fund |
| Centre Novas-CALACs francophone de Prescott-Russell | \$115,900 | 24 months | Resilient Communities Fund |
| Centre York Centre | \$11,400 | 6 months | Capital |
| CHOD-FM 92.1 | \$150,000 | 12 months | Capital |
| Christie Lake Kids | \$157,000 | 24 months | Resilient Communities Fund |
| Community Resource Centre (Killaloe) Inc. | \$188,600 | 24 months | Resilient Communities Fund |
| Coopération intégration Canada | \$79,300 | 12 months | Resilient Communities Fund |
| Coopérative Enseignants Pas À Pas Incorporée | \$96,200 | 12 months | Resilient Communities Fund |
| Corporation de la ville de Hawkesbury | \$150,000 | 6 months | Capital |
| Corporation du Canton d'Alfred et Plantagenet | \$145,700 | 12 months | Capital |
| Deep River Yacht and Tennis Club | \$21,300 | 12 months | Resilient Communities Fund |
| DRLBC | \$144,200 | 12 months | Capital |
| Eastern Ottawa Resource Centre | \$102,400 | 18 months | Resilient Communities Fund |

| | | | |
|--|-----------|-----------|----------------------------|
| Epilepsy Ottawa | \$123,200 | 18 months | Resilient Communities Fund |
| Family Services Ottawa | \$155,400 | 18 months | Resilient Communities Fund |
| Festival de la Curd St-Albert | \$123,100 | 24 months | Resilient Communities Fund |
| Festival franco-ontarien (2006) INC | \$178,100 | 24 months | Resilient Communities Fund |
| Glengarry Fencibles Trust | \$73,500 | 12 months | Capital |
| Gloucester Pottery School | \$137,300 | 12 months | Capital |
| Habitat for Humanity Greater Ottawa | \$94,300 | 6 months | Capital |
| Heartwood House: Au coeur de la vie | \$144,000 | 12 months | Capital |
| Helping With Furniture | \$31,000 | 18 months | Resilient Communities Fund |
| Highland Park Lawn Bowling Club | \$75,000 | 12 months | Capital |
| iSisters Technology Mentoring Inc. | \$38,500 | 24 months | Resilient Communities Fund |
| Jericho Road Ministries | \$23,800 | 24 months | Resilient Communities Fund |
| John Howard Society of Ottawa | \$25,000 | 12 months | Resilient Communities Fund |
| Just Food Ottawa | \$29,900 | 12 months | Capital |
| Kanata Rhythmic Sportive Gymnastics Club | \$23,600 | 6 months | Capital |
| Killaloe and District Seniors Friendship Club Incorporated | \$69,800 | 12 months | Capital |
| Le Cap: Centre d'Appui et de Prevention | \$69,500 | 12 months | Resilient Communities Fund |
| Maison Marie-Louise | \$54,100 | 12 months | Resilient Communities Fund |
| Matthew House Ottawa | \$55,200 | 12 months | Resilient Communities Fund |
| MAX Ottawa | \$14,500 | 6 months | Capital |
| MIFO | \$200,000 | 24 months | Resilient Communities Fund |
| Minwaashin Lodge - Indigenous Women's Support Centre | \$122,800 | 12 months | Capital |
| Montfort Renaissance Inc. | \$150,000 | 12 months | Capital |
| Municipalité de Casselman | \$150,000 | 12 months | Capital |
| MUSÉE BYTOWN MUSEUM | \$38,200 | 12 months | Resilient Communities Fund |
| Museoparc Vanier Museopark | \$99,300 | 12 months | Resilient Communities Fund |
| Music and Beyond | \$100,000 | 12 months | Resilient Communities Fund |
| National Capital FreeNet | \$64,800 | 18 months | Resilient Communities Fund |
| National Capital Wrestling Club | \$37,900 | 6 months | Capital |
| Nepean, Rideau and Osgoode Community Resource Centre | \$11,000 | 6 months | Capital |
| Operation Come Home | \$36,800 | 12 months | Resilient Communities Fund |
| Operation Come Home | \$43,500 | 12 months | Capital |
| Ottawa Art Gallery | \$15,000 | 6 months | Resilient Communities Fund |
| Ottawa Children's Choir | \$79,700 | 24 months | Resilient Communities Fund |
| Ottawa Food Bank | \$100,000 | 12 months | Resilient Communities Fund |
| Ottawa Food Bank | \$41,500 | 12 months | Capital |
| Ottawa Fringe Festival | \$58,200 | 24 months | Resilient Communities Fund |
| Ottawa Fringe Festival | \$25,200 | 6 months | Capital |
| Ottawa Rape Crisis Centre | \$200,000 | 24 months | Resilient Communities Fund |
| Ottawa Regional Youth Choir | \$21,000 | 12 months | Resilient Communities Fund |
| Ottawa River Canoe Club | \$112,900 | 12 months | Capital |

| | | | |
|--|--------------------|-----------|----------------------------|
| Ottawa Riverkeeper/Garde-rivière des Outaouais | \$43,200 | 12 months | Capital |
| Ottawa Therapy Dogs | \$46,400 | 24 months | Resilient Communities Fund |
| Parkdale Food Centre | \$199,100 | 24 months | Resilient Communities Fund |
| Pembroke Curling Centre | \$150,000 | 12 months | Capital |
| Radio communautaire francophone d'Ottawa | \$77,600 | 12 months | Resilient Communities Fund |
| Retraite en Action | \$199,600 | 24 months | Resilient Communities Fund |
| Rideau Winter Trail of Ottawa | \$54,900 | 12 months | Resilient Communities Fund |
| Sentier récréatif Prescott-Russell Recreational Trail | \$150,000 | 12 months | Capital |
| Sentier récréatif Prescott-Russell Recreational Trail | \$54,200 | 6 months | Resilient Communities Fund |
| Services communautaires de Prescott et Russell | \$159,300 | 24 months | Resilient Communities Fund |
| Shepherds of Good Hope | \$111,700 | 12 months | Capital |
| Social Planning Council of Ottawa | \$13,800 | 6 months | Capital |
| St. Joseph's Parish | \$61,100 | 24 months | Resilient Communities Fund |
| St. Lawrence River Institute of Environmental Sciences | \$17,500 | 12 months | Capital |
| St. Lawrence River Institute of Environmental Sciences | \$70,000 | 18 months | Resilient Communities Fund |
| Suzart Productions | \$13,900 | 24 months | Resilient Communities Fund |
| The Council on Aging of Ottawa / Le Conseil sur le Vieillissement d'Ottawa | \$87,500 | 12 months | Resilient Communities Fund |
| The Elizabeth Fry Society of Ottawa | \$149,100 | 6 months | Capital |
| The Elizabeth Fry Society of Ottawa | \$190,300 | 24 months | Resilient Communities Fund |
| The Odawa Native Friendship Centre | \$150,000 | 24 months | Resilient Communities Fund |
| The Royal Canadian Legion Branch 593 | \$37,000 | 12 months | Capital |
| Township of North Stormont | \$60,400 | 12 months | Capital |
| Township of South Stormont | \$49,300 | 12 months | Capital |
| Tri-County Literacy Council | \$98,200 | 12 months | Resilient Communities Fund |
| Tungasuvvingat Inuit | \$65,600 | 12 months | Resilient Communities Fund |
| Wabano Centre for Aboriginal Health | \$138,000 | 12 months | Capital |
| Winchester Curling Club | \$17,500 | 12 months | Resilient Communities Fund |
| Number of grants | 97 | | |
| Sub-total | \$8,843,700 | | |

Durham, Haliburton, Kawartha & Pine Ridge

| Organization Name | Amount Awarded | Term | Stream |
|------------------------------------|----------------|-----------|----------------------------|
| 4th Line Theatre | \$100,000 | 12 months | Resilient Communities Fund |
| Abbey Gardens Community Trust Inc. | \$147,900 | 12 months | Capital |
| Abbey Retreat Centre | \$122,800 | 24 months | Resilient Communities Fund |
| Abbey Retreat Centre | \$105,000 | 12 months | Capital |

| | | | |
|---|-----------|-----------|----------------------------|
| Abilities Centre | \$95,900 | 6 months | Capital |
| Activity Haven Senior Centre (Peterborough) | \$19,600 | 12 months | Resilient Communities Fund |
| AIDS Committee of Durham Region | \$106,400 | 12 months | Capital |
| Big Brothers Big Sisters of Clarington | \$147,500 | 24 months | Resilient Communities Fund |
| Big Brothers Big Sisters of Kawartha Lakes-Haliburton | \$137,700 | 24 months | Resilient Communities Fund |
| Bobcaygeon Lawn Bowling Club | \$77,500 | 12 months | Capital |
| Bowmanville Older Adult Association | \$22,000 | 12 months | Capital |
| Boys and Girls Clubs of Kawartha Lakes | \$59,100 | 12 months | Resilient Communities Fund |
| Brain Injury Association of Durham Region | \$199,700 | 24 months | Resilient Communities Fund |
| Camp Kawartha Inc. | \$150,000 | 12 months | Capital |
| Camp Scugog | \$77,500 | 12 months | Resilient Communities Fund |
| Campbellford and District Curling and Racquet Club | \$114,700 | 12 months | Capital |
| Catholic Family Services of Durham | \$141,000 | 24 months | Resilient Communities Fund |
| Clarington Swim Club | \$32,800 | 12 months | Resilient Communities Fund |
| Coboconk, Norland & Area Chamber of Commerce | \$150,000 | 12 months | Capital |
| Community Care Durham | \$10,200 | 6 months | Capital |
| Community Care Northumberland | \$99,800 | 12 months | Resilient Communities Fund |
| Community Development Council Durham | \$60,100 | 12 months | Capital |
| Community Living Ajax Pickering and Whitby | \$44,300 | 12 months | Capital |
| Community Race Relations Committee | \$130,600 | 18 months | Resilient Communities Fund |
| Cornerstone Family Violence Prevention Centre | \$196,500 | 24 months | Resilient Communities Fund |
| County Town Singers | \$14,300 | 12 months | Resilient Communities Fund |
| Durham Community Action Group | \$95,000 | 24 months | Resilient Communities Fund |
| Durham Youth Housing and Support Services | \$180,600 | 24 months | Resilient Communities Fund |
| Elizabeth Fry Society of Peterborough | \$199,400 | 24 months | Resilient Communities Fund |
| Father Walsh Council 8911 Service Club | \$150,000 | 12 months | Capital |
| Globus Theatre | \$59,300 | 24 months | Resilient Communities Fund |
| HealthyPaks Canada | \$35,900 | 12 months | Resilient Communities Fund |
| Highlands Opera Studio | \$92,100 | 24 months | Resilient Communities Fund |
| IncrEdible Trent Hills | \$29,800 | 12 months | Resilient Communities Fund |
| Kawartha Haliburton Victim Services | \$138,900 | 24 months | Resilient Communities Fund |
| Kinark Outdoor Center | \$143,700 | 12 months | Capital |
| Lake Ridge Community Support Services | \$26,900 | 12 months | Capital |
| Literacy Network of Durham Region | \$159,500 | 24 months | Resilient Communities Fund |
| Market Hall Performing Arts Centre | \$149,100 | 6 months | Capital |
| Minds on Math | \$34,000 | 12 months | Capital |
| Municipality of Dysart et al | \$150,000 | 12 months | Capital |
| Municipality of Port Hope | \$141,300 | 12 months | Capital |
| Northumberland Fare Share Food Bank | \$149,600 | 24 months | Resilient Communities Fund |
| Northumberland Players | \$35,000 | 12 months | Capital |
| Norwood Curling Club | \$86,200 | 12 months | Capital |

| | | | |
|--|-----------|-----------|----------------------------|
| One City Peterborough | \$162,500 | 24 months | Resilient Communities Fund |
| Oshawa Lawn Bowling Club | \$37,100 | 6 months | Resilient Communities Fund |
| Oshawa Senior Citizens Centres | \$127,300 | 12 months | Capital |
| Percy Agricultural Society | \$24,000 | 12 months | Capital |
| Peterborough Canoe and Kayak Club | \$10,300 | 12 months | Capital |
| Peterborough Child and Family Centres (previously Peterborough Family Resource Centre) | \$23,800 | 12 months | Resilient Communities Fund |
| Peterborough Rugby Club | \$16,100 | 24 months | Resilient Communities Fund |
| Port Hope Northumberland Community Health Centre | \$56,000 | 12 months | Resilient Communities Fund |
| Showplace Peterborough Performance Centre | \$66,000 | 18 months | Resilient Communities Fund |
| Simcoe Hall | \$112,300 | 12 months | Capital |
| Sunrise Developmental Support Services | \$35,900 | 24 months | Resilient Communities Fund |
| Supportive Initiative for Residents in the County of Haliburton | \$190,000 | 24 months | Resilient Communities Fund |
| The Bridge Hospice | \$35,000 | 24 months | Resilient Communities Fund |
| The Charles H. Best Diabetes Centre | \$20,000 | 12 months | Resilient Communities Fund |
| The Highlands Squash Club | \$33,500 | 6 months | Capital |
| The Mount Community Centre | \$15,000 | 12 months | Resilient Communities Fund |
| The Robert McLaughlin Gallery | \$171,100 | 24 months | Resilient Communities Fund |
| The Robert McLaughlin Gallery | \$150,000 | 12 months | Capital |
| The Royal Canadian Legion Branch 497 | \$14,400 | 6 months | Capital |
| Township of Brock | \$51,900 | 18 months | Resilient Communities Fund |
| Township of Cavan Monaghan | \$118,200 | 12 months | Capital |
| Tyrone Community Centre | \$10,700 | 12 months | Resilient Communities Fund |
| Uxbridge Youth Centre | \$25,600 | 24 months | Resilient Communities Fund |
| Victim Services of Durham Region | \$177,000 | 24 months | Resilient Communities Fund |
| Westben Arts Festival Theatre | \$140,500 | 24 months | Resilient Communities Fund |
| Westben Arts Festival Theatre | \$60,300 | 12 months | Capital |
| WindReach Farm | \$77,500 | 6 months | Capital |
| Women's Resources of Kawartha Lakes | \$150,000 | 12 months | Capital |
| Women's Resources of Kawartha Lakes | \$132,900 | 24 months | Resilient Communities Fund |
| YES Shelter for Youth and Families | \$47,200 | 12 months | Resilient Communities Fund |
| YWCA Durham | \$200,000 | 24 months | Resilient Communities Fund |
| YWCA Peterborough Haliburton | \$162,200 | 24 months | Resilient Communities Fund |

Number of grants

77

Sub-total

\$7,273,500

Essex, Kent, Lambton

| Organization Name | Amount Awarded | Term | Stream |
|--|----------------|-----------|----------------------------|
| Alzheimer Society of Sarnia-Lambton | \$166,200 | 24 months | Resilient Communities Fund |
| Art Windsor-Essex | \$139,000 | 12 months | Capital |
| AWAW | \$26,100 | 12 months | Resilient Communities Fund |
| Big Brothers Big Sisters of Windsor Essex | \$84,800 | 12 months | Resilient Communities Fund |
| Cedar Island Yacht Club | \$21,200 | 24 months | Resilient Communities Fund |
| Centre communautaire francophone Windsor-Essex-Kent Inc | \$95,100 | 24 months | Resilient Communities Fund |
| Community Living Sarnia-Lambton | \$101,700 | 12 months | Capital |
| Connections Early Years Family Centre formerly known as The St. Mary's Family Learning Centre of Win | \$150,000 | 12 months | Capital |
| Connections Early Years Family Centre formerly known as The St. Mary's Family Learning Centre of Win | \$156,200 | 24 months | Resilient Communities Fund |
| Downtown Windsor Community Collaborative | \$94,800 | 12 months | Resilient Communities Fund |
| Essex County Chinese Canadian Association | \$84,500 | 12 months | Capital |
| Habitat for Humanity Windsor Essex | \$75,000 | 12 months | Capital |
| Harmony in Action | \$17,600 | 6 months | Resilient Communities Fund |
| Hiatus House | \$172,000 | 24 months | Resilient Communities Fund |
| John McGivney Children's Centre | \$184,000 | 24 months | Resilient Communities Fund |
| Julien's House | \$147,800 | 12 months | Capital |
| Kenesserie Camp | \$104,600 | 24 months | Resilient Communities Fund |
| Lambton Centre | \$26,200 | 6 months | Capital |
| Lambton Centre | \$97,900 | 12 months | Resilient Communities Fund |
| Leamington Lasers Swim Team | \$158,400 | 24 months | Resilient Communities Fund |
| Learning Disabilities Association of Chatham-Kent | \$197,700 | 24 months | Resilient Communities Fund |
| Life After Fifty | \$187,400 | 24 months | Resilient Communities Fund |
| Life After Fifty | \$86,200 | 12 months | Capital |
| Life's Seasons | \$197,000 | 24 months | Resilient Communities Fund |
| Maidstone Recreation Centre | \$150,000 | 12 months | Capital |
| Media City Film Festival | \$62,500 | 12 months | Resilient Communities Fund |
| Natural Pathways Learning Centre | \$178,100 | 24 months | Resilient Communities Fund |
| Nigerian Canadians for Cultural, Educational and Economic Progress | \$33,000 | 12 months | Capital |
| Rose City Athletic Organization | \$36,500 | 12 months | Capital |
| Rotary Club of Dresden | \$14,900 | 6 months | Resilient Communities Fund |
| Sarnia Lambton Rebound | \$200,000 | 24 months | Resilient Communities Fund |
| The Bridge Leamington Youth Resource Centre | \$200,000 | 24 months | Resilient Communities Fund |
| The Downtown Mission | \$59,500 | 24 months | Resilient Communities Fund |
| The House Youth Centre | \$29,300 | 12 months | Capital |
| The Mary Webb Cultural and Community Centre | \$139,600 | 12 months | Capital |
| The Municipality of Lambton Shores | \$79,000 | 12 months | Capital |

| | | | |
|--|--------------------|-----------|----------------------------|
| Theatre Sarnia | \$149,600 | 12 months | Capital |
| Township of Warwick | \$107,900 | 12 months | Capital |
| Wallaceburg Adult Activity Centre | \$136,400 | 24 months | Resilient Communities Fund |
| Welcome Centre Shelter for Women | \$65,500 | 6 months | Capital |
| Wheatley & District Friendship Club | \$66,000 | 12 months | Capital |
| Windsor Essex Child/Youth Advocacy Centre (WECYAC) | \$85,600 | 12 months | Resilient Communities Fund |
| Windsor Jewish Community Centre | \$109,200 | 12 months | Capital |
| Windsor Residence for Young Men | \$152,800 | 24 months | Resilient Communities Fund |
| Windsor Residence for Young Men | \$63,400 | 12 months | Capital |
| Windsor West Indian Association | \$150,000 | 12 months | Capital |
| Number of grants | 46 | | |
| Sub-total | \$5,040,200 | | |

Grand River

| Organization Name | Amount Awarded | Term | Stream |
|--|----------------|-----------|----------------------------|
| Alzheimer Society of Brant, Haldimand Norfolk, Hamilton Halton | \$27,200 | 12 months | Capital |
| Alzheimer Society of Brant, Haldimand Norfolk, Hamilton Halton | \$194,600 | 24 months | Resilient Communities Fund |
| Art with Heart Studio | \$35,400 | 12 months | Resilient Communities Fund |
| Bird Studies Canada | \$144,700 | 12 months | Capital |
| Brant Curling Club | \$32,300 | 24 months | Resilient Communities Fund |
| Brant Curling Club | \$98,900 | 12 months | Capital |
| Brantford Native Housing | \$89,200 | 12 months | Resilient Communities Fund |
| Community Living Access | \$28,800 | 18 months | Resilient Communities Fund |
| Crossing All Bridges Learning Centre | \$107,300 | 24 months | Resilient Communities Fund |
| Friendship House of Brant Inc. | \$10,000 | 12 months | Resilient Communities Fund |
| Norfolk Association for Community Living | \$39,100 | 6 months | Resilient Communities Fund |
| Norfolk Community Help Centre | \$65,400 | 24 months | Resilient Communities Fund |
| Norfolk County Agricultural Society | \$98,700 | 24 months | Resilient Communities Fund |
| Norfolk County Agricultural Society | \$149,000 | 12 months | Capital |
| Optimist Club of Dunnville | \$36,500 | 12 months | Capital |
| Paris Port Dover Pipe Band | \$71,600 | 12 months | Capital |
| Paris Presbyterian Church | \$128,600 | 12 months | Capital |
| RPlaces Transition Centre | \$57,200 | 24 months | Resilient Communities Fund |
| Ruthven Park | \$68,700 | 6 months | Capital |
| Sexual Assault Centre of Brant | \$150,000 | 24 months | Resilient Communities Fund |
| Society of St. Vincent de Paul Particular Council of Brant | \$10,400 | 12 months | Capital |
| St. Leonard's Community Services Inc. | \$198,600 | 24 months | Resilient Communities Fund |

| | | | |
|--------------------------------------|--------------------|-----------|----------------------------|
| Willowbridge Community Services Inc. | \$199,600 | 24 months | Resilient Communities Fund |
| Number of grants | 23 | | |
| Sub-total | \$2,041,800 | | |

| Grey, Bruce, Huron & Perth | | | |
|---|-----------------------|-------------|----------------------------|
| Organization Name | Amount Awarded | Term | Stream |
| Big Brothers Big Sisters of South Huron | \$110,600 | 24 months | Resilient Communities Fund |
| Bruce Grey Mentorship | \$55,800 | 24 months | Resilient Communities Fund |
| Choices for Change Alcohol, Drug & Gambling Counselling Centre | \$125,600 | 12 months | Capital |
| Community Living Kincardine & District | \$94,300 | 18 months | Resilient Communities Fund |
| Community Living Owen Sound and District | \$134,900 | 18 months | Resilient Communities Fund |
| Festival Sounds Chorus | \$29,300 | 24 months | Resilient Communities Fund |
| Gallery Stratford | \$114,200 | 24 months | Resilient Communities Fund |
| Georgian Bay Symphony | \$59,500 | 12 months | Resilient Communities Fund |
| Goderich Little Theatre | \$25,000 | 6 months | Capital |
| Huron Women's Shelter Second Stage Housing and Counselling Services | \$73,200 | 24 months | Resilient Communities Fund |
| Keystone Child, Youth & Family Services | \$149,600 | 12 months | Capital |
| Lake Huron Centre for Coastal Conservation (Coastal Centre) | \$36,000 | 12 months | Resilient Communities Fund |
| MacKay Centre for Seniors | \$23,200 | 24 months | Resilient Communities Fund |
| Municipality of Bluewater | \$100,000 | 12 months | Capital |
| Municipality of Bluewater | \$125,700 | 24 months | Resilient Communities Fund |
| Municipality of Huron East | \$20,800 | 24 months | Resilient Communities Fund |
| Municipality of South Huron | \$150,000 | 12 months | Capital |
| Municipality of West Perth | \$38,200 | 12 months | Capital |
| Off the Wall Stratford Artists Alliance | \$29,000 | 12 months | Resilient Communities Fund |
| Optimism Place Women's Shelter and Support Services | \$77,600 | 12 months | Capital |
| Owen Sound Little Theatre | \$197,000 | 24 months | Resilient Communities Fund |
| Owen Sound Roselawn Bowling Club | \$19,300 | 12 months | Resilient Communities Fund |
| Rural Response for Healthy Children | \$121,000 | 24 months | Resilient Communities Fund |
| Shelterlink | \$161,600 | 24 months | Resilient Communities Fund |
| The Georgian Bay Centre for the Arts | \$98,900 | 12 months | Resilient Communities Fund |
| The Royal Canadian Legion Branch 202 | \$25,900 | 12 months | Capital |
| Town of Blue Mountains | \$20,700 | 6 months | Resilient Communities Fund |
| Township of Ashfield-Colborne-Wawanosh | \$150,000 | 6 months | Capital |
| Township of Howick | \$125,900 | 12 months | Capital |
| Township of Perth East | \$115,000 | 12 months | Capital |

| | | | |
|--------------------------------|--------------------|-----------|---------|
| Walkerton Agricultural Society | \$54,300 | 12 months | Capital |
| Number of grants | 31 | | |
| Sub-total | \$2,662,100 | | |

| Halton Peel | | | |
|---|-----------------------|-------------|----------------------------|
| Organization Name | Amount Awarded | Term | Stream |
| Acclaim Health | \$148,100 | 24 months | Resilient Communities Fund |
| Acclaim Health | \$22,600 | 12 months | Capital |
| Achēv | \$37,300 | 6 months | Capital |
| Active Adult Centre of Mississauga | \$61,100 | 18 months | Resilient Communities Fund |
| Akwaba Community: Solidarite entre communauté francophone d'origine Africaine | \$85,600 | 12 months | Resilient Communities Fund |
| Aldershot Tennis Club | \$135,500 | 12 months | Capital |
| Archers of Caledon | \$79,000 | 12 months | Capital |
| Armagh | \$150,000 | 12 months | Capital |
| Art Gallery of Burlington | \$199,900 | 24 months | Resilient Communities Fund |
| Bandology | \$39,400 | 6 months | Capital |
| Bandology | \$97,800 | 12 months | Resilient Communities Fund |
| Bethell Hospice | \$84,800 | 12 months | Capital |
| BIAPH | \$191,800 | 24 months | Resilient Communities Fund |
| BOSS | \$10,600 | 24 months | Resilient Communities Fund |
| Burlington Food Bank | \$28,000 | 6 months | Capital |
| Burl-Oak Theatre Group | \$53,600 | 12 months | Resilient Communities Fund |
| Burl-Oak Theatre Group | \$43,500 | 6 months | Capital |
| Caledon Community Services | \$162,100 | 18 months | Resilient Communities Fund |
| Canadian Caribbean Association of Halton | \$72,400 | 6 months | Resilient Communities Fund |
| Carassauga Festival Inc. | \$30,500 | 12 months | Resilient Communities Fund |
| CASE Community Services Inc. | \$191,200 | 24 months | Resilient Communities Fund |
| CASE Community Services Inc. | \$99,100 | 12 months | Capital |
| Catholic Family Services of Peel-Dufferin | \$150,000 | 12 months | Capital |
| Centre canadien pour l'unité de famille (CCF) | \$200,000 | 24 months | Resilient Communities Fund |
| Child Development Resource Connection Peel | \$24,800 | 6 months | Resilient Communities Fund |
| Citizens for the Advancement of Community Development | \$50,000 | 24 months | Resilient Communities Fund |
| Community Living Oakville | \$168,300 | 24 months | Resilient Communities Fund |
| Compassion Society of Halton | \$60,000 | 6 months | Capital |
| Crane Creations Theatre Company | \$100,000 | 12 months | Resilient Communities Fund |
| Crusaders Rugby Club | \$150,000 | 12 months | Capital |
| Crusaders Rugby Club | \$159,500 | 24 months | Resilient Communities Fund |
| Dare to Be You | \$23,600 | 12 months | Resilient Communities Fund |

| | | | |
|--|-----------|-----------|----------------------------|
| Deen Support Services | \$143,500 | 24 months | Resilient Communities Fund |
| Deen Support Services | \$150,000 | 12 months | Capital |
| Distress Centre Halton | \$89,200 | 12 months | Resilient Communities Fund |
| Drury Lane Theatrical Productions Inc | \$150,000 | 12 months | Capital |
| EcoSource Mississauga | \$196,500 | 24 months | Resilient Communities Fund |
| Elizabeth Fry Society of Peel-Halton | \$100,000 | 24 months | Resilient Communities Fund |
| Erin Mills Soccer Club | \$105,000 | 12 months | Capital |
| Food for Life | \$82,000 | 6 months | Capital |
| Food for Life | \$195,000 | 24 months | Resilient Communities Fund |
| Free For All Foundation | \$133,200 | 24 months | Resilient Communities Fund |
| Friends of Gujarat | \$14,500 | 12 months | Resilient Communities Fund |
| Georgetown Choral Society | \$11,500 | 18 months | Resilient Communities Fund |
| Global 180 | \$20,600 | 6 months | Capital |
| Global 180 | \$127,100 | 24 months | Resilient Communities Fund |
| Global Family Community Centre | \$199,000 | 24 months | Resilient Communities Fund |
| Gymnastics Mississauga | \$83,100 | 12 months | Capital |
| Halton Food for Thought | \$76,400 | 12 months | Resilient Communities Fund |
| Halton Industry Education Council | \$41,500 | 6 months | Capital |
| Heritage Mississauga | \$64,200 | 12 months | Resilient Communities Fund |
| Indus Community Services | \$135,000 | 12 months | Capital |
| Joshua Creek Church | \$107,100 | 24 months | Resilient Communities Fund |
| Joshua Creek Church | \$150,000 | 12 months | Capital |
| Knights Table | \$200,000 | 18 months | Resilient Communities Fund |
| Lady Ballers Camp | \$200,000 | 24 months | Resilient Communities Fund |
| Learning Disabilities Association of Peel Region | \$159,500 | 18 months | Resilient Communities Fund |
| Malton Women Council | \$184,600 | 24 months | Resilient Communities Fund |
| Masterworks of Oakville Chorus and Orchestra | \$17,600 | 12 months | Resilient Communities Fund |
| MIAG Centre for Diverse Women & Families | \$200,000 | 24 months | Resilient Communities Fund |
| Milton Speed Skating Club | \$35,800 | 6 months | Capital |
| Mind Forward Brain Injury Services | \$117,900 | 12 months | Capital |
| Mind Forward Brain Injury Services | \$198,000 | 24 months | Resilient Communities Fund |
| Mississauga Aquatic Club | \$81,800 | 12 months | Resilient Communities Fund |
| Mississauga Aquatic Club | \$22,200 | 6 months | Capital |
| Mississauga Arts Council | \$69,200 | 12 months | Resilient Communities Fund |
| Mississauga Canoe Club | \$78,000 | 12 months | Capital |
| Mississauga Italfest | \$25,600 | 12 months | Resilient Communities Fund |
| Mississauga Music | \$24,900 | 12 months | Resilient Communities Fund |
| MonstrARTity | \$46,300 | 12 months | Resilient Communities Fund |
| Moyo Health and Community Services | \$23,200 | 6 months | Capital |
| MY Voice Canada | \$36,600 | 6 months | Resilient Communities Fund |
| Oak Park Neighbourhood Centre | \$67,100 | 6 months | Capital |
| Oakville Chamber Orchestra | \$12,000 | 12 months | Resilient Communities Fund |

| | | | |
|---|-----------|-----------|----------------------------|
| Oakville Choral Society | \$14,200 | 6 months | Capital |
| Oakville Choral Society | \$20,000 | 6 months | Resilient Communities Fund |
| Oakville Festivals of Film and Art | \$65,400 | 12 months | Resilient Communities Fund |
| Oakville Galleries | \$150,000 | 18 months | Resilient Communities Fund |
| Oakville Parent-Child Centre (OPCC) | \$150,000 | 12 months | Capital |
| Oakville Soccer Club | \$37,500 | 6 months | Resilient Communities Fund |
| Oakville Symphony | \$61,500 | 24 months | Resilient Communities Fund |
| Overcomer Community Development Centre (OCDC) | \$99,400 | 12 months | Resilient Communities Fund |
| Pak Pioneers Community Organization of Canada | \$20,800 | 6 months | Capital |
| PCHS | \$99,700 | 12 months | Resilient Communities Fund |
| Peel Adult Learning Centre | \$77,700 | 12 months | Capital |
| Peel Career Assessment Services Inc. | \$83,000 | 12 months | Capital |
| Peel Career Assessment Services Inc. | \$200,000 | 24 months | Resilient Communities Fund |
| Peel Multicultural Council | \$82,400 | 12 months | Capital |
| Polish National Union of Canada | \$141,000 | 12 months | Capital |
| Restoration and Empowerment for Social Transition Centres (R.E.S.T.) | \$45,000 | 6 months | Capital |
| Restoration and Empowerment for Social Transition Centres (R.E.S.T.) | \$179,200 | 24 months | Resilient Communities Fund |
| Rainbow's End Community Development | \$29,100 | 12 months | Resilient Communities Fund |
| Regeneration Outreach Community | \$39,400 | 12 months | Capital |
| Re-Imagine Ontario | \$18,200 | 6 months | Resilient Communities Fund |
| Sai Dham Canada - an institution of love | \$200,000 | 24 months | Resilient Communities Fund |
| Sakeenah Homes | \$200,000 | 24 months | Resilient Communities Fund |
| SAWITRI Theatre Group | \$188,500 | 24 months | Resilient Communities Fund |
| Study Circle for Math, Science and Languages (SCP for youth and children) | \$47,100 | 12 months | Resilient Communities Fund |
| Shifra Homes Inc. | \$125,000 | 6 months | Capital |
| Skills For Life Inc. | \$93,900 | 24 months | Resilient Communities Fund |
| SMILE Canada - Support Services | \$100,100 | 18 months | Resilient Communities Fund |
| Southside Shuffle Blues & Jazz Festival | \$75,600 | 12 months | Resilient Communities Fund |
| St. Luke's Anglican Church | \$73,600 | 12 months | Resilient Communities Fund |
| Studio.89 | \$56,800 | 6 months | Capital |
| Summit Housing and Outreach Programs | \$17,000 | 12 months | Capital |
| The Caledon Seniors Centre | \$19,700 | 12 months | Resilient Communities Fund |
| The Caledon Seniors Centre | \$148,000 | 12 months | Capital |
| The Chamber Music Society of Mississauga | \$77,700 | 12 months | Resilient Communities Fund |
| The Children's Aid Society of the Regional Municipality of Halton | \$22,500 | 12 months | Capital |
| The Festival of Literary Diversity (the FOLD) | \$133,600 | 24 months | Resilient Communities Fund |
| The International Soccer Club | \$68,800 | 12 months | Capital |
| The Learning Place | \$79,200 | 12 months | Resilient Communities Fund |
| The Oakville Curling Club | \$33,000 | 6 months | Capital |
| The Optimist Club of Halton Hills | \$47,100 | 6 months | Capital |

| | | | |
|---|-----------|-----------|----------------------------|
| The Riverwood Conservancy | \$195,500 | 24 months | Resilient Communities Fund |
| The Rose Orchestra | \$96,000 | 24 months | Resilient Communities Fund |
| Vita Centre | \$150,700 | 24 months | Resilient Communities Fund |
| Volunteer MBC | \$75,100 | 18 months | Resilient Communities Fund |
| Wellspring Chinguacousy Cancer Support Centre | \$61,000 | 12 months | Capital |
| Wellspring Chinguacousy Cancer Support Centre | \$199,100 | 24 months | Resilient Communities Fund |
| YMCA of Oakville | \$89,700 | 12 months | Resilient Communities Fund |
| YMCA of Oakville | \$150,000 | 12 months | Capital |

Number of grants

122

Sub-total

\$11,722,600

Hamilton

| Organization Name | Amount Awarded | Term | Stream |
|---|----------------|-----------|----------------------------|
| A Rocha Canada | \$52,600 | 24 months | Resilient Communities Fund |
| Ancaster Community Services | \$16,900 | 12 months | Resilient Communities Fund |
| Art Gallery of Hamilton | \$149,700 | 12 months | Capital |
| Association Canadienne-Française de l'Ontario - Conseil Régional Hamilton | \$56,700 | 12 months | Resilient Communities Fund |
| Catholic Children's Aid Society of Hamilton | \$91,300 | 12 months | Resilient Communities Fund |
| Centre français Hamilton | \$40,300 | 12 months | Resilient Communities Fund |
| Chorus Hamilton | \$44,400 | 12 months | Resilient Communities Fund |
| Eva Rothwell Centre | \$150,000 | 12 months | Capital |
| Goodwill, The Amity Group | \$65,000 | 12 months | Capital |
| Hamilton Children's Choir | \$26,400 | 12 months | Resilient Communities Fund |
| Hamilton Jewish Family Services | \$65,000 | 12 months | Resilient Communities Fund |
| Hamilton Literacy Council | \$10,000 | 12 months | Capital |
| Hamilton Music Collective | \$75,500 | 12 months | Capital |
| Hamilton Victory Gardens | \$25,000 | 12 months | Resilient Communities Fund |
| Immigrants Working Centre | \$195,300 | 24 months | Resilient Communities Fund |
| Interval House of Hamilton | \$71,200 | 12 months | Capital |
| Interval House of Hamilton | \$133,000 | 24 months | Resilient Communities Fund |
| Leander Boat Club | \$35,300 | 24 months | Resilient Communities Fund |
| Liberty for Youth | \$108,900 | 12 months | Capital |
| Mission Services Hamilton Inc. | \$200,000 | 24 months | Resilient Communities Fund |
| Royal Botanical Gardens | \$150,000 | 12 months | Capital |
| St. Matthew's House | \$176,600 | 24 months | Resilient Communities Fund |
| Student Open Circles | \$32,300 | 12 months | Resilient Communities Fund |
| T.E.A.D. Equestrian Association for the Disabled | \$29,700 | 24 months | Resilient Communities Fund |

| | | | |
|--|--------------------|-----------|----------------------------|
| T.E.A.D. Equestrian Association for the Disabled | \$82,400 | 12 months | Capital |
| The Bridge: From Prison to Community (Hamilton) | \$102,700 | 12 months | Capital |
| The Royal Canadian Legion Branch 551 | \$126,200 | 12 months | Capital |
| The Royal Canadian Legion Branch 551 | \$35,000 | 6 months | Resilient Communities Fund |
| Theatre Aquarius | \$100,000 | 12 months | Resilient Communities Fund |
| Welcome Inn Community Centre | \$132,600 | 24 months | Resilient Communities Fund |
| Wellwood | \$48,000 | 12 months | Resilient Communities Fund |
| Westdale Cinema Group | \$133,100 | 18 months | Resilient Communities Fund |
| Workers Arts and Heritage Centre | \$101,200 | 12 months | Capital |
| YMCA Hamilton/Burlington/Brantford | \$90,700 | 24 months | Resilient Communities Fund |
| YMCA Hamilton/Burlington/Brantford | \$150,000 | 12 months | Capital |
| YWCA Hamilton | \$199,800 | 24 months | Resilient Communities Fund |
| YWCA Hamilton | \$150,000 | 12 months | Capital |
| Number of grants | 37 | | |
| Sub-total | \$3,452,800 | | |

| Muskoka, Nipissing, Parry Sound & Timiskaming | | | |
|--|-----------------------|-------------|----------------------------|
| Organization Name | Amount Awarded | Term | Stream |
| Alzheimer Society of Muskoka | \$195,900 | 24 months | Resilient Communities Fund |
| Big Brothers Big Sisters of North Bay and District | \$131,000 | 24 months | Resilient Communities Fund |
| Bracebridge Senior Citizens Centennial Club Inc | \$74,900 | 12 months | Capital |
| Club Action 50+ East Ferris | \$150,000 | 12 months | Capital |
| Community Living North Bay | \$59,700 | 12 months | Capital |
| Community Living South Muskoka | \$25,600 | 12 months | Resilient Communities Fund |
| Conseil des Arts de Nipissing Ouest (CANO) | \$139,400 | 24 months | Resilient Communities Fund |
| Les Compagnons des francs loisirs | \$193,800 | 24 months | Resilient Communities Fund |
| Municipality of East Ferris | \$150,000 | 12 months | Capital |
| North Bay and Area Potters Guild | \$22,400 | 6 months | Capital |
| North Bay Nordic Ski Club | \$150,000 | 12 months | Capital |
| The Gathering Place | \$27,000 | 12 months | Capital |
| The Gathering Place | \$65,000 | 18 months | Resilient Communities Fund |
| The PADDLE Program | \$200,000 | 24 months | Resilient Communities Fund |
| The Royal Canadian Legion Branch 225 | \$17,900 | 12 months | Capital |
| The Royal Canadian Legion Branch 254 | \$52,900 | 12 months | Resilient Communities Fund |
| The Women's Own Resource Centre | \$70,000 | 24 months | Resilient Communities Fund |
| Township of James | \$13,900 | 12 months | Capital |

| | | | |
|------------------------------------|--------------------|-----------|----------------------------|
| Township of South Algonquin | \$13,000 | 12 months | Resilient Communities Fund |
| Township of The Archipelago | \$59,300 | 12 months | Resilient Communities Fund |
| Tri Town Ski and Snowboard Village | \$150,000 | 6 months | Capital |
| Number of grants | 21 | | |
| Sub-total | \$1,961,700 | | |

Niagara

| Organization Name | Amount Awarded | Term | Stream |
|--|----------------|-----------|----------------------------|
| Alzheimer Society of Niagara Region | \$189,000 | 24 months | Resilient Communities Fund |
| Athletics Niagara | \$30,400 | 12 months | Resilient Communities Fund |
| Autism Society Ontario | \$13,500 | 12 months | Capital |
| Big Brothers Big Sisters of North & West Niagara | \$132,200 | 12 months | Capital |
| Big Brothers Big Sisters of North & West Niagara | \$161,700 | 24 months | Resilient Communities Fund |
| Carousel Players | \$25,400 | 12 months | Resilient Communities Fund |
| Civiconnect | \$104,600 | 12 months | Capital |
| Community Care of West Niagara | \$60,000 | 12 months | Capital |
| Community Care St. Catharines and Thorold | \$195,600 | 24 months | Resilient Communities Fund |
| Community Care St. Catharines and Thorold | \$150,000 | 12 months | Capital |
| Community Support Services of Niagara | \$52,000 | 6 months | Capital |
| Epilepsy Niagara | \$183,600 | 24 months | Resilient Communities Fund |
| Food4Kids Niagara | \$113,200 | 24 months | Resilient Communities Fund |
| Foundation of Resources for Teens of West Niagara (FORT) | \$86,900 | 24 months | Resilient Communities Fund |
| Gillian's Place | \$153,900 | 24 months | Resilient Communities Fund |
| GROW Community Food Literacy Centre | \$92,200 | 12 months | Capital |
| Heartland Forest Nature Experience | \$49,400 | 12 months | Capital |
| Horse Cents for Kids | \$66,200 | 12 months | Capital |
| Horse Cents for Kids | \$112,000 | 24 months | Resilient Communities Fund |
| Hospice Niagara | \$77,200 | 12 months | Capital |
| Kristen French Child Advocacy Centre Niagara | \$55,000 | 12 months | Capital |
| Links For Greener Learning INC. (LGL) | \$193,000 | 24 months | Resilient Communities Fund |
| Niagara Cricket Club | \$36,300 | 12 months | Capital |
| Niagara Handweavers & Spinners | \$22,100 | 24 months | Resilient Communities Fund |
| Niagara Historical Society | \$33,700 | 12 months | Resilient Communities Fund |
| Niagara Symphony Orchestra | \$123,600 | 24 months | Resilient Communities Fund |
| Positive Living Niagara | \$41,000 | 6 months | Capital |
| Project SHARE | \$154,000 | 24 months | Resilient Communities Fund |

| | | | |
|--------------------------------------|--------------------|-----------|----------------------------|
| Project SHARE | \$35,000 | 12 months | Capital |
| Rose Cottage Community Hospice | \$24,300 | 6 months | Resilient Communities Fund |
| Southridge Homesless Services | \$150,000 | 6 months | Capital |
| St. Catharines Rowing Club | \$119,800 | 24 months | Resilient Communities Fund |
| The Hope Centre | \$129,000 | 24 months | Resilient Communities Fund |
| The Royal Canadian Legion Branch 230 | \$30,000 | 12 months | Capital |
| Thorold Community Activities Group | \$52,000 | 12 months | Capital |
| Thorold Community Activities Group | \$52,200 | 6 months | Resilient Communities Fund |
| Town of Pelham | \$150,000 | 12 months | Capital |
| YWCA Niagara Region | \$10,000 | 24 months | Resilient Communities Fund |
| YWCA Niagara Region | \$136,600 | 12 months | Capital |
| Number of grants | 39 | | |
| Sub-total | \$3,596,600 | | |

Northwestern

| Organization Name | Amount Awarded | Term | Stream |
|---|--------------------|-----------|----------------------------|
| Coopérative du regroupement des organismes francophones de Thunder Bay Inc. | \$130,800 | 12 months | Capital |
| Elizabeth Fry Society of Northwestern Ontario | \$155,000 | 24 months | Resilient Communities Fund |
| Fort Frances Volunteer Bureau | \$148,300 | 12 months | Capital |
| Image Studio of Dance - Northwestern Ontario | \$10,200 | 12 months | Resilient Communities Fund |
| Lakehead Social Planning Council | \$141,700 | 24 months | Resilient Communities Fund |
| Municipality of Machin | \$106,400 | 6 months | Capital |
| Municipality of Machin | \$178,800 | 24 months | Resilient Communities Fund |
| Nokiiwin Tribal Council | \$95,800 | 12 months | Resilient Communities Fund |
| Northwestern Ontario Women's Centre | \$63,800 | 24 months | Resilient Communities Fund |
| NorWest Community Health Centres | \$100,000 | 12 months | Resilient Communities Fund |
| Norwesters Alpine Club (NAC) | \$105,200 | 24 months | Resilient Communities Fund |
| Our Klds Count of Thunder Bay, Inc | \$56,900 | 12 months | Resilient Communities Fund |
| Regional Food Distribution Association of Northwestern Ontario | \$133,400 | 12 months | Capital |
| Roots to Harvest | \$94,500 | 24 months | Resilient Communities Fund |
| Thunder Bay Diving Club | \$77,800 | 24 months | Resilient Communities Fund |
| Thunder Bay Nordic Trails | \$150,000 | 12 months | Capital |
| Township of Manitouwadge | \$71,800 | 12 months | Capital |
| Township of Schreiber | \$150,000 | 12 months | Capital |
| Victim Services of Kenora & Area | \$154,600 | 24 months | Resilient Communities Fund |
| Number of grants | 19 | | |
| Sub-total | \$2,125,000 | | |

Quinte, Kingston, Rideau

| Organization Name | Amount Awarded | Term | Stream |
|---|----------------|-----------|----------------------------|
| BGC South East | \$200,000 | 24 months | Resilient Communities Fund |
| BGC South East | \$150,000 | 12 months | Capital |
| Big Brothers Big Sisters of Hastings and Prince Edward Counties | \$59,000 | 18 months | Resilient Communities Fund |
| Big Brothers Big Sisters of Kingston, Frontenac, Lennox & Addington | \$200,000 | 24 months | Resilient Communities Fund |
| Big Brothers Big Sisters of Leeds and Grenville | \$73,100 | 12 months | Resilient Communities Fund |
| Carleton Place Youth Centre | \$48,800 | 6 months | Capital |
| Central Frontenac Township | \$93,400 | 12 months | Capital |
| Committee for Innovative Thinking for Youth Inc. | \$100,000 | 12 months | Resilient Communities Fund |
| Community Development Council of Quinte | \$85,500 | 12 months | Resilient Communities Fund |
| Developmental Services of Leeds and Grenville | \$136,300 | 24 months | Resilient Communities Fund |
| Eastern Ontario Model Forest | \$50,000 | 6 months | Resilient Communities Fund |
| Enrichment Centre for Mental Health (ECMH) | \$155,200 | 24 months | Resilient Communities Fund |
| Elgin Lions Club 2002 INC | \$115,000 | 12 months | Capital |
| Extend-A-Family Kingston | \$95,200 | 12 months | Resilient Communities Fund |
| Gananoque Curling Club | \$141,700 | 12 months | Capital |
| Habitat For Humanity Thousand Islands | \$11,200 | 12 months | Resilient Communities Fund |
| Hastings Highlands | \$150,000 | 12 months | Capital |
| Highland Shores Children's Aid Society | \$85,000 | 12 months | Resilient Communities Fund |
| Joe's MILL (Musical Instrument Lending Library) | \$28,200 | 24 months | Resilient Communities Fund |
| John Howard Belleville | \$126,900 | 6 months | Capital |
| Kemptville Youth Centre (KYC) | \$20,500 | 6 months | Resilient Communities Fund |
| KEYS Job Centre | \$195,100 | 24 months | Resilient Communities Fund |
| Kingston Literacy & Skills | \$38,000 | 18 months | Resilient Communities Fund |
| Kingston School of Art and Window Art Gallery | \$13,200 | 6 months | Resilient Communities Fund |
| Kingston Symphony Association | \$16,700 | 6 months | Resilient Communities Fund |
| Lanark County Community Justice Program | \$168,800 | 24 months | Resilient Communities Fund |
| Loaves & Fishes | \$31,000 | 12 months | Capital |
| Loyalist Township | \$148,400 | 12 months | Capital |
| Martha's Table | \$44,100 | 12 months | Resilient Communities Fund |
| Mississippi Madawaska Land Trust | \$123,800 | 24 months | Resilient Communities Fund |
| North Hastings Community Trust | \$49,300 | 12 months | Capital |
| Ongwanada | \$170,300 | 24 months | Resilient Communities Fund |
| Rural Frontenac Community Services | \$46,200 | 12 months | Capital |
| Ryandale Shelter for the Homeless | \$95,500 | 24 months | Resilient Communities Fund |
| Tay Valley Township | \$54,500 | 12 months | Capital |
| Tay Valley Township | \$54,900 | 24 months | Resilient Communities Fund |

| | | | |
|--|--------------------|-----------|----------------------------|
| The Corporation of the Township of Addington Highlands | \$18,600 | 12 months | Resilient Communities Fund |
| The Ladies of Sacred Heart Batawa | \$47,800 | 12 months | Resilient Communities Fund |
| Thousand Islands Playhouse | \$150,000 | 12 months | Capital |
| Town of Perth | \$140,000 | 12 months | Capital |
| Township of Leeds and the Thousand Islands | \$34,300 | 12 months | Resilient Communities Fund |
| Township of Madoc | \$150,000 | 12 months | Capital |
| Township of Montague | \$143,500 | 12 months | Capital |
| Township of Tyendinaga | \$59,500 | 12 months | Capital |
| Tweed & Company Theatre | \$55,600 | 6 months | Resilient Communities Fund |
| Victim Services of Kingston and Frontenac | \$200,000 | 24 months | Resilient Communities Fund |
| Number of grants | 46 | | |
| Sub-total | \$4,347,100 | | |

Simcoe York

| Organization Name | Amount Awarded | Term | Stream |
|---|----------------|-----------|----------------------------|
| 360°kids | \$77,200 | 6 months | Capital |
| Alliston Curling Club | \$98,600 | 12 months | Capital |
| Alzheimer Society of York Region | \$185,200 | 24 months | Resilient Communities Fund |
| Askennonnia Senior Centre | \$25,800 | 12 months | Resilient Communities Fund |
| Autism In Mind Children's Charity (AIM) | \$198,100 | 24 months | Resilient Communities Fund |
| Barrie Area Native Advisory Circle | \$100,000 | 24 months | Resilient Communities Fund |
| Beeton Lawn Bowling Club | \$15,300 | 12 months | Capital |
| Big Brothers Big Sisters of North Simcoe | \$81,500 | 18 months | Resilient Communities Fund |
| Blue Door | \$199,100 | 24 months | Resilient Communities Fund |
| Camp Couchiching | \$117,200 | 12 months | Capital |
| Camphill Communities Ontario | \$199,600 | 24 months | Resilient Communities Fund |
| Canada One Family Network | \$71,200 | 12 months | Resilient Communities Fund |
| Canada One Family Network | \$34,800 | 12 months | Capital |
| Canadian Liver Foundation | \$133,900 | 18 months | Resilient Communities Fund |
| Catholic Family Services of Simcoe County | \$200,000 | 24 months | Resilient Communities Fund |
| CAYR Community Connections | \$12,900 | 12 months | Resilient Communities Fund |
| Child Advocacy Centre of Simcoe Muskoka | \$171,800 | 24 months | Resilient Communities Fund |
| Clarico Place of York Region | \$91,400 | 12 months | Resilient Communities Fund |
| Coldwater Canadiana Heritage Museum | \$150,000 | 12 months | Capital |
| Collingwood Lawn Bowling Club | \$73,200 | 12 months | Capital |
| Collingwood Music Festival | \$76,400 | 6 months | Resilient Communities Fund |
| Couchiching Jubilee House | \$68,300 | 12 months | Resilient Communities Fund |

| | | | |
|--|-----------|-----------|----------------------------|
| Creating Alternatives Day Program | \$199,000 | 24 months | Resilient Communities Fund |
| Developing And Nurturing Independence (DANI) | \$96,000 | 12 months | Capital |
| Deaf Access Simcoe Muskoka Inc. | \$198,000 | 24 months | Resilient Communities Fund |
| Evergreen Hospice | \$86,000 | 12 months | Resilient Communities Fund |
| Federation of Chinese Canadians in Markham | \$67,000 | 12 months | Resilient Communities Fund |
| Freestyle Skiing Ontario Inc. | \$108,500 | 12 months | Capital |
| Fuerza Latina Community Services | \$99,300 | 12 months | Resilient Communities Fund |
| Georgian Bay Cancer Support Centre | \$93,300 | 6 months | Capital |
| Georgian Bay Cancer Support Centre | \$72,900 | 12 months | Resilient Communities Fund |
| Georgian Bay Native Women's Association | \$200,000 | 24 months | Resilient Communities Fund |
| Georgian Bay Native Women's Association | \$135,700 | 12 months | Capital |
| Girls Incorporated of York Region | \$173,000 | 24 months | Resilient Communities Fund |
| GTTI -The Training Centre | \$175,700 | 24 months | Resilient Communities Fund |
| Hill House Hospice | \$196,600 | 24 months | Resilient Communities Fund |
| Home on the Hill Supportive Housing | \$177,400 | 24 months | Resilient Communities Fund |
| Hope House Community Hospice | \$24,000 | 12 months | Resilient Communities Fund |
| Horses At Heart Therapeutic Equestrian Adventures Inc. | \$130,400 | 24 months | Resilient Communities Fund |
| Hospice Georgian Triangle | \$116,900 | 24 months | Resilient Communities Fund |
| Hospice Vaughan | \$200,000 | 24 months | Resilient Communities Fund |
| I Challenge Diabetes | \$110,800 | 12 months | Capital |
| Inn From the Cold | \$199,100 | 24 months | Resilient Communities Fund |
| Job Skills | \$186,300 | 24 months | Resilient Communities Fund |
| John Howard Society of Simcoe Muskoka | \$127,900 | 18 months | Resilient Communities Fund |
| John Howard Society of York Region | \$100,000 | 24 months | Resilient Communities Fund |
| L'Arche Daybreak | \$192,400 | 24 months | Resilient Communities Fund |
| Learning Centre for Georgina | \$102,700 | 12 months | Capital |
| MacLaren Art Centre | \$200,000 | 24 months | Resilient Communities Fund |
| Making Change | \$97,500 | 12 months | Resilient Communities Fund |
| Markham Arts Council | \$68,000 | 12 months | Resilient Communities Fund |
| Markham District Veterans Association | \$100,000 | 12 months | Capital |
| Markham Wesley Community Services Centre | \$95,300 | 12 months | Capital |
| Matthews House | \$150,000 | 12 months | Capital |
| Muscular Dystrophy Canada | \$51,400 | 24 months | Resilient Communities Fund |
| New Leaf | \$133,500 | 12 months | Capital |
| Newmarket African Caribbean Canadian Association | \$167,100 | 24 months | Resilient Communities Fund |
| Newmarket Soccer Club | \$150,000 | 12 months | Capital |
| Oak Ridges Moraine Land Trust | \$132,000 | 18 months | Resilient Communities Fund |
| Ontario Water Centre | \$150,000 | 12 months | Capital |
| Orillia Museum of Art & History | \$112,000 | 24 months | Resilient Communities Fund |
| Orillia Rowing Club | \$84,200 | 24 months | Resilient Communities Fund |
| RCL Beaverbrook Branch 316 | \$150,000 | 12 months | Capital |

| | | | |
|---|---------------------|-----------|----------------------------|
| Reena | \$150,000 | 12 months | Capital |
| Refugee Women's Network | \$60,000 | 12 months | Capital |
| Richmond Hill Curling Club | \$150,000 | 12 months | Capital |
| Richmond Hill Lawn Bowling Club | \$129,300 | 12 months | Capital |
| Rose of Sharon Services for Young Mothers | \$17,200 | 12 months | Capital |
| Routes Connecting Communities Inc. | \$40,000 | 12 months | Capital |
| Sanatan Mandir Cultural Centre | \$135,500 | 6 months | Capital |
| Shining Through Centre for Children with Autism | \$200,000 | 24 months | Resilient Communities Fund |
| Social Enterprise for Canada | \$200,000 | 24 months | Resilient Communities Fund |
| Social Services Network | \$24,200 | 6 months | Resilient Communities Fund |
| Talk Is Free Theatre | \$195,300 | 24 months | Resilient Communities Fund |
| The Cross-Cultural Community Services Association (TCCSA) | \$98,900 | 12 months | Resilient Communities Fund |
| The Environmental Network | \$147,600 | 12 months | Capital |
| The Lighthouse | \$200,000 | 24 months | Resilient Communities Fund |
| The Richmond Hill Soccer Club | \$112,000 | 12 months | Capital |
| The Richmond Hill Soccer Club | \$67,100 | 24 months | Resilient Communities Fund |
| The Royal Canadian Legion Branch 68 | \$59,000 | 12 months | Capital |
| The Royal Canadian Legion Branch 147 | \$144,600 | 12 months | Capital |
| The Royal Canadian Legion Branch 262 | \$145,000 | 12 months | Capital |
| The Royal Canadian Legion Branch 356 | \$47,900 | 12 months | Capital |
| The Schwartz Reisman Centre | \$100,000 | 6 months | Capital |
| The Ship's Company of Penetanguishene | \$15,000 | 12 months | Capital |
| The Sutton Curling Club | \$10,400 | 12 months | Resilient Communities Fund |
| The Sutton Curling Club | \$55,700 | 12 months | Capital |
| Theatre Collingwood | \$62,400 | 12 months | Resilient Communities Fund |
| Town of Midland | \$149,800 | 12 months | Capital |
| Town of Penetanguishene | \$150,000 | 12 months | Capital |
| Township of Ramara | \$150,000 | 12 months | Capital |
| Township of Tiny | \$113,700 | 12 months | Capital |
| Victim Services of York | \$155,300 | 24 months | Resilient Communities Fund |
| Willowgrove | \$57,500 | 12 months | Resilient Communities Fund |
| Willowgrove | \$144,400 | 6 months | Capital |
| Wye Marsh Wildlife Centre | \$130,000 | 12 months | Capital |
| YMCA of Simcoe/Muskoka | \$150,000 | 12 months | Capital |
| York Chamber Ensemble | \$12,200 | 6 months | Resilient Communities Fund |
| Number of grants | 98 | | |
| Sub-total | \$11,571,400 | | |

Thames Valley

| Organization Name | Amount Awarded | Term | Stream |
|---|----------------|-----------|----------------------------|
| Across Languages Translation and Interpretation Service | \$19,600 | 6 months | Capital |
| Alzheimer Society Southwest Partners | \$25,000 | 12 months | Resilient Communities Fund |
| Anova: A Future Without Violence | \$99,900 | 12 months | Capital |
| ATN Access Inc. | \$182,100 | 24 months | Resilient Communities Fund |
| Big Brothers Big Sisters of Oxford County | \$80,200 | 12 months | Resilient Communities Fund |
| Big Brothers Big Sisters of St. Thomas-Elgin | \$148,700 | 24 months | Resilient Communities Fund |
| Boys and Girls Club of London | \$105,000 | 12 months | Capital |
| Carrefour communautaire francophone de London | \$66,100 | 12 months | Resilient Communities Fund |
| Chippewas of the Thames First Nation | \$147,000 | 12 months | Capital |
| Community Living London | \$175,400 | 24 months | Resilient Communities Fund |
| Corporation of the Township of Blandford-Blenheim | \$76,500 | 12 months | Capital |
| Crouch Neighbourhood Resource Centre | \$193,100 | 24 months | Resilient Communities Fund |
| Curinga Club | \$150,000 | 6 months | Capital |
| Family Service Thames Valley | \$100,000 | 24 months | Resilient Communities Fund |
| Forest City Film Festival | \$50,800 | 24 months | Resilient Communities Fund |
| Growing Chefs! Ontario | \$200,000 | 24 months | Resilient Communities Fund |
| Hutton House | \$198,600 | 24 months | Resilient Communities Fund |
| Ingamo Homes | \$67,200 | 6 months | Capital |
| Inn Out of the Cold, St. Thomas - Elgin | \$97,000 | 12 months | Resilient Communities Fund |
| Kee-mo-kee Camp Site of the United Church of Canada | \$53,300 | 12 months | Resilient Communities Fund |
| L'Arche London | \$25,800 | 24 months | Resilient Communities Fund |
| Learning Disabilities Association - London Region | \$140,200 | 24 months | Resilient Communities Fund |
| LIFE*SPIN | \$175,100 | 18 months | Resilient Communities Fund |
| London Abused Women's Centre | \$193,500 | 24 months | Resilient Communities Fund |
| London Children's Museum | \$150,000 | 12 months | Capital |
| London Cross Cultural Learner Centre (CCLC) | \$129,200 | 12 months | Capital |
| London Cross Cultural Learner Centre (CCLC) | \$10,100 | 6 months | Resilient Communities Fund |
| London Symphonia | \$75,000 | 12 months | Resilient Communities Fund |
| Oneida Nation of the Thames | \$150,000 | 12 months | Capital |
| Oneida Nation of the Thames | \$183,200 | 24 months | Resilient Communities Fund |
| Pearce Williams Christian Centre | \$110,000 | 12 months | Capital |
| Port Burwell Periscope Playhouse | \$150,000 | 12 months | Capital |
| ReForest London | \$140,300 | 12 months | Capital |
| STEAM Education Centres Incorporated | \$17,900 | 12 months | Capital |
| TAP Centre for Creativity | \$93,200 | 12 months | Capital |
| The Grand Theatre | \$179,300 | 24 months | Resilient Communities Fund |

| | | | |
|---|--------------------|-----------|----------------------------|
| The Woodstock Curling Club | \$111,600 | 12 months | Capital |
| Town of Ingersoll | \$150,000 | 12 months | Capital |
| Township of East Zorra - Tavistock | \$150,000 | 12 months | Capital |
| Why We March LGBT | \$11,100 | 12 months | Resilient Communities Fund |
| Woodstock and District Developmental Services | \$98,600 | 24 months | Resilient Communities Fund |
| Woodstock Badminton Club | \$40,000 | 12 months | Capital |
| YWCA St. Thomas-Elgin | \$190,300 | 24 months | Resilient Communities Fund |
| Number of grants | 43 | | |
| Sub-total | \$4,909,900 | | |

| Toronto | | | |
|--|-----------------------|-------------|----------------------------|
| Organization Name | Amount Awarded | Term | Stream |
| 5N2 Kitchens | \$148,000 | 6 months | Capital |
| Able Sail Toronto | \$37,200 | 12 months | Resilient Communities Fund |
| act2studioWORKS | \$24,400 | 12 months | Resilient Communities Fund |
| Alpha House Recovery Community | \$146,800 | 12 months | Capital |
| Aptus Treatment Centre | \$38,900 | 12 months | Resilient Communities Fund |
| ArtHeart Community Art Centre | \$29,500 | 6 months | Capital |
| ArtHeart Community Art Centre | \$121,200 | 24 months | Resilient Communities Fund |
| Arts Etobicoke | \$99,700 | 12 months | Resilient Communities Fund |
| Bangladesh Centre and Community Services | \$132,600 | 12 months | Capital |
| Barbra Schlifer Commemorative Clinic | \$199,600 | 24 months | Resilient Communities Fund |
| BFO Toronto | \$96,600 | 12 months | Resilient Communities Fund |
| Blackstone Foundation Library | \$199,700 | 24 months | Resilient Communities Fund |
| Brain Injury Society of Toronto | \$99,000 | 18 months | Resilient Communities Fund |
| Broad Reach Foundation for Youth | \$100,000 | 12 months | Capital |
| CAFCAN Social Services | \$137,800 | 18 months | Resilient Communities Fund |
| Canada International Children's Art Foundation | \$59,800 | 12 months | Resilient Communities Fund |
| Canadian Centre for Victims of Torture | \$61,900 | 12 months | Resilient Communities Fund |
| Canadian Language Museum | \$13,500 | 6 months | Resilient Communities Fund |
| caterToronto | \$75,900 | 12 months | Resilient Communities Fund |
| Centre for Indigenous Theatre | \$22,400 | 12 months | Capital |
| Centre for Social Innovation | \$150,000 | 12 months | Capital |
| Centre francophone de Toronto | \$150,000 | 12 months | Capital |
| Christie Ossington Neighbourhood Centre | \$43,700 | 6 months | Capital |
| Christie Refugee Welcome Centre | \$149,700 | 24 months | Resilient Communities Fund |
| Christie Refugee Welcome Centre | \$12,400 | 6 months | Capital |
| Citadel + Compagnie | \$63,800 | 12 months | Resilient Communities Fund |

| | | | |
|---|-----------|-----------|----------------------------|
| CJRU: 1280AM | \$10,600 | 6 months | Capital |
| CJRU: 1280AM | \$78,700 | 12 months | Resilient Communities Fund |
| Community Family Services of Ontario | \$27,000 | 12 months | Capital |
| Community Family Services of Ontario | \$199,300 | 24 months | Resilient Communities Fund |
| Community Head Injury Resource Services (CHIRS) | \$100,000 | 12 months | Capital |
| Community Music Schools of Toronto | \$47,000 | 12 months | Resilient Communities Fund |
| Covenant House Toronto | \$10,200 | 6 months | Resilient Communities Fund |
| Covenant House Toronto | \$92,300 | 12 months | Capital |
| Creating Together Child and Family Centre | \$120,700 | 24 months | Resilient Communities Fund |
| Doane Music School | \$27,800 | 12 months | Resilient Communities Fund |
| Downsview Community Legal Services | \$150,200 | 24 months | Resilient Communities Fund |
| Endless Possibilities And Hope Development Organization | \$49,900 | 24 months | Resilient Communities Fund |
| Epilepsy Toronto | \$116,500 | 18 months | Resilient Communities Fund |
| Ernestine's Women's Shelter | \$124,100 | 12 months | Capital |
| Etobicoke Services for Seniors | \$61,600 | 12 months | Resilient Communities Fund |
| Evangel Hall Mission | \$57,400 | 12 months | Resilient Communities Fund |
| Evergreen | \$149,900 | 12 months | Capital |
| Family Service Toronto | \$88,600 | 12 months | Resilient Communities Fund |
| FCJ Refugee Centre | \$149,000 | 12 months | Capital |
| Fontbonne Ministries | \$20,100 | 12 months | Capital |
| Fred Victor Centre | \$200,000 | 24 months | Resilient Communities Fund |
| Fred Victor Centre | \$55,300 | 6 months | Capital |
| Free Geek Toronto | \$34,200 | 12 months | Resilient Communities Fund |
| Frontline Community Centre | \$34,000 | 24 months | Resilient Communities Fund |
| Future of Film Showcase | \$15,000 | 12 months | Resilient Communities Fund |
| Gilda's Club Greater Toronto | \$99,700 | 6 months | Resilient Communities Fund |
| Good Shepherd Ministries | \$131,400 | 12 months | Capital |
| Harmony Place Support Services | \$35,000 | 6 months | Capital |
| Harmony Place Support Services | \$159,200 | 24 months | Resilient Communities Fund |
| Hindu Cultural Society Scarborough | \$60,400 | 12 months | Resilient Communities Fund |
| Horizons For Youth | \$72,400 | 12 months | Resilient Communities Fund |
| Horizons For Youth | \$73,100 | 6 months | Capital |
| Hospice Toronto | \$171,600 | 24 months | Resilient Communities Fund |
| Hot Docs | \$149,500 | 12 months | Capital |
| Irish Canadian Immigration Centre | \$14,600 | 6 months | Resilient Communities Fund |
| It's Ok | \$46,000 | 12 months | Capital |
| James Gardens Lawn Bowling Club | \$12,400 | 12 months | Capital |
| Jane/Finch Community and Family Centre | \$15,600 | 12 months | Capital |
| JAYU Festival Inc. | \$28,900 | 12 months | Capital |
| Jean Augustine Centre for Young Women's Empowerment | \$162,700 | 18 months | Resilient Communities Fund |
| Jumpstart-Refugee Talent | \$194,700 | 24 months | Resilient Communities Fund |

| | | | |
|--|-----------|-----------|----------------------------|
| JVS Toronto | \$58,000 | 6 months | Capital |
| Kennedy House Youth Services | \$158,600 | 24 months | Resilient Communities Fund |
| Kids Kicking Cancer Canada Corp. | \$122,300 | 24 months | Resilient Communities Fund |
| LAMP Community Health Centre | \$199,900 | 24 months | Resilient Communities Fund |
| Lao Association of Ontario | \$59,900 | 12 months | Capital |
| Latino Canadian Cultural Association | \$29,800 | 12 months | Capital |
| Lay-Up Youth Basketball | \$142,900 | 24 months | Resilient Communities Fund |
| Local Enhancement and Appreciation of Forests (LEAF) | \$115,500 | 18 months | Resilient Communities Fund |
| L'ensemble vocal Les voix du Coeur | \$19,900 | 24 months | Resilient Communities Fund |
| Licensed to Learn (L2L) Inc. | \$195,200 | 24 months | Resilient Communities Fund |
| LOFT Community Services | \$142,100 | 12 months | Capital |
| Luso Canadian Charitable Society (LUSO) | \$69,700 | 12 months | Capital |
| Malvern Family Resource Centre | \$83,700 | 12 months | Resilient Communities Fund |
| Malvern Family Resource Centre | \$25,200 | 12 months | Capital |
| Maple Leaf Theatre for Social Responsibility | \$67,000 | 12 months | Resilient Communities Fund |
| Matthew House | \$142,200 | 12 months | Capital |
| Mennonite New Life Centre of Toronto | \$58,200 | 12 months | Capital |
| Mental Health Mutual-aid Hub Canada | \$56,500 | 12 months | Resilient Communities Fund |
| Miles Nadal JCC | \$150,000 | 12 months | Capital |
| Momiji Health Care Society | \$122,300 | 6 months | Capital |
| Moorelands Kids | \$200,000 | 24 months | Resilient Communities Fund |
| Museum of Contemporary Art Toronto | \$100,000 | 12 months | Resilient Communities Fund |
| Native Child and Family Services of Toronto | \$200,000 | 24 months | Resilient Communities Fund |
| Neighbourhood Information Post (NIP) | \$100,000 | 12 months | Resilient Communities Fund |
| NeighbourLink North York | \$86,500 | 18 months | Resilient Communities Fund |
| NeighbourLink North York | \$57,300 | 6 months | Capital |
| Next Generation Arts | \$29,100 | 6 months | Resilient Communities Fund |
| Nigerian Canadian Muslim Association | \$36,600 | 6 months | Capital |
| North York Harvest Food Bank | \$200,000 | 24 months | Resilient Communities Fund |
| Oasis Dufferin Community Centre | \$51,000 | 12 months | Resilient Communities Fund |
| OneChurch.to | \$140,600 | 6 months | Capital |
| Opera Atelier | \$45,400 | 12 months | Capital |
| Opportunity for Advancement | \$177,000 | 24 months | Resilient Communities Fund |
| Parents Engaged in Education | \$82,100 | 12 months | Capital |
| Parents Engaged in Education | \$179,500 | 24 months | Resilient Communities Fund |
| Parkdale Golden Age Foundation | \$53,000 | 12 months | Resilient Communities Fund |
| Parkdale Project Read Inc. | \$10,100 | 6 months | Capital |
| Parkdale Project Read Inc. | \$91,700 | 24 months | Resilient Communities Fund |
| Prom-Edu-Val Society (PEV) | \$29,000 | 12 months | Resilient Communities Fund |
| Prosserman Jewish Community Centre | \$185,100 | 24 months | Resilient Communities Fund |
| R.I.S.E. Arts and Community Services | \$15,100 | 6 months | Capital |
| R.I.S.E. Arts and Community Services | \$39,500 | 12 months | Resilient Communities Fund |

| | | | |
|--|-----------|-----------|----------------------------|
| Red Nose Remedy | \$23,600 | 12 months | Resilient Communities Fund |
| Regenesys York | \$38,200 | 12 months | Capital |
| Riverdale Hub | \$149,900 | 12 months | Capital |
| Riverdale Hub | \$187,000 | 24 months | Resilient Communities Fund |
| Scarborough Centre for Healthy Communities | \$200,000 | 24 months | Resilient Communities Fund |
| Scarborough Music Theatre | \$40,000 | 24 months | Resilient Communities Fund |
| Scarborough Music Theatre | \$22,700 | 6 months | Capital |
| Scarborough Philharmonic Orchestra | \$25,000 | 12 months | Capital |
| Scarborough Philharmonic Orchestra | \$100,100 | 24 months | Resilient Communities Fund |
| Second Harvest | \$136,800 | 6 months | Capital |
| Shakespeare In the Ruff | \$10,400 | 6 months | Resilient Communities Fund |
| Sherbourne Health Centre | \$97,600 | 12 months | Capital |
| Silent Voice Canada Inc. | \$18,300 | 12 months | Resilient Communities Fund |
| Sinfonia Toronto | \$13,800 | 6 months | Capital |
| Singing Out, The Lesbian and Gay Chorus of Toronto | \$14,500 | 12 months | Resilient Communities Fund |
| Sistema Toronto | \$148,400 | 12 months | Capital |
| Skills for Change | \$150,000 | 12 months | Capital |
| Slovenian Home Association | \$146,500 | 12 months | Capital |
| Smile Theatre | \$85,100 | 12 months | Capital |
| South Asian Autism Awareness Centre | \$39,700 | 12 months | Resilient Communities Fund |
| St. James Town Community Arts | \$15,800 | 24 months | Resilient Communities Fund |
| Stage Centre Productions | \$39,100 | 12 months | Capital |
| Stolen From Africa / Volé D'Afrique | \$34,800 | 6 months | Resilient Communities Fund |
| Story Planet | \$15,800 | 12 months | Capital |
| Street Haven | \$200,000 | 24 months | Resilient Communities Fund |
| Street Health | \$134,200 | 12 months | Capital |
| Sunnyside Paddling Club | \$22,100 | 12 months | Resilient Communities Fund |
| Sunshine Centres for Seniors | \$55,800 | 12 months | Resilient Communities Fund |
| Tarragon Theatre | \$13,800 | 12 months | Capital |
| The Arab Community Centre of Toronto | \$143,100 | 18 months | Resilient Communities Fund |
| The Art Gallery at Harbourfront (operating as The Power Plant) | \$99,600 | 12 months | Resilient Communities Fund |
| The Bentway Conservancy | \$100,000 | 12 months | Resilient Communities Fund |
| The Bentway Conservancy | \$142,400 | 6 months | Capital |
| The Bernard Betel Centre for Creative Living | \$150,000 | 12 months | Capital |
| The Centre for Spanish-Speaking Peoples | \$60,400 | 24 months | Resilient Communities Fund |
| The Centre for Spanish-Speaking Peoples | \$150,000 | 12 months | Capital |
| The Children's Book Bank | \$23,500 | 24 months | Resilient Communities Fund |
| The Royal Canadian Legion Branch 22 | \$95,300 | 12 months | Capital |
| The Scott Mission | \$95,400 | 12 months | Resilient Communities Fund |
| The Theatre Centre | \$104,500 | 6 months | Capital |
| The Theatre Centre | \$44,900 | 6 months | Resilient Communities Fund |

| | | | |
|---|---------------------|-----------|----------------------------|
| The Thessalonikean Society of Metro Toronto Inc. | \$125,900 | 12 months | Capital |
| The Word On The Street | \$118,000 | 24 months | Resilient Communities Fund |
| The Yonge Street Mission | \$58,800 | 12 months | Capital |
| Theatre Passe Muraille | \$123,900 | 12 months | Capital |
| Theatre Passe Muraille | \$49,100 | 12 months | Resilient Communities Fund |
| Thunder Woman Healing Lodge Society | \$149,500 | 12 months | Capital |
| Times Change Women's Employment Service | \$51,400 | 6 months | Resilient Communities Fund |
| Toronto Council on Aging | \$74,400 | 24 months | Resilient Communities Fund |
| Toronto Fashion Incubator | \$148,300 | 24 months | Resilient Communities Fund |
| Toronto Foundation for Student Success | \$109,100 | 18 months | Resilient Communities Fund |
| Toronto Music, Arts and Nature Alliance | \$51,000 | 12 months | Capital |
| Toronto Reel Asian International Film Festival | \$72,800 | 24 months | Resilient Communities Fund |
| Toronto Triggerfish | \$10,400 | 24 months | Resilient Communities Fund |
| Tropicana Community Services | \$150,000 | 12 months | Capital |
| UforChange | \$90,000 | 12 months | Capital |
| Ukrainian Canadian Social Services (Toronto) Inc. | \$23,700 | 12 months | Capital |
| Unity Charity | \$83,000 | 12 months | Capital |
| Urban Rez Solutions | \$78,800 | 12 months | Capital |
| Voilà Community Help | \$199,000 | 24 months | Resilient Communities Fund |
| Volunteer Toronto | \$81,500 | 12 months | Resilient Communities Fund |
| WeeFestival of Arts and Culture | \$73,500 | 12 months | Resilient Communities Fund |
| West Neighbourhood House | \$147,200 | 12 months | Capital |
| West Scarborough Community Legal Services | \$99,900 | 12 months | Resilient Communities Fund |
| Weston King Neighbourhood Centre (WKNC) | \$12,200 | 6 months | Capital |
| Weston King Neighbourhood Centre (WKNC) | \$127,100 | 24 months | Resilient Communities Fund |
| Weston Silver Band | \$30,400 | 12 months | Resilient Communities Fund |
| White Ribbon | \$175,000 | 24 months | Resilient Communities Fund |
| Working Women Community Centre | \$137,000 | 12 months | Capital |
| Working Women Community Centre | \$199,200 | 24 months | Resilient Communities Fund |
| YMCA of Greater Toronto | \$187,900 | 24 months | Resilient Communities Fund |
| YNOT | \$28,800 | 6 months | Capital |
| Young People's Theatre | \$99,900 | 6 months | Resilient Communities Fund |
| Youth Assisting Youth | \$199,700 | 24 months | Resilient Communities Fund |
| Youth Empowering Parents | \$51,300 | 12 months | Resilient Communities Fund |
| YouthLink | \$46,200 | 12 months | Capital |
| Number of grants | 185 | | |
| Sub-total | \$16,840,200 | | |

Waterloo, Wellington & Dufferin

| Organization Name | Amount Awarded | Term | Stream |
|--|----------------|-----------|----------------------------|
| Adventure4Change | \$28,000 | 12 months | Capital |
| Art Not Shame | \$150,000 | 12 months | Capital |
| Big Brothers Big Sisters Assoc. of Dufferin & District | \$102,100 | 24 months | Resilient Communities Fund |
| Big Brothers Big Sisters of Centre Wellington | \$33,500 | 12 months | Resilient Communities Fund |
| Bring on the Sunshine (BOTS) | \$186,400 | 18 months | Resilient Communities Fund |
| CAFKA | \$149,600 | 24 months | Resilient Communities Fund |
| Cambridge Self-Help Food Bank | \$159,600 | 24 months | Resilient Communities Fund |
| Cambridge Shelter Corporation | \$126,600 | 24 months | Resilient Communities Fund |
| Camino Wellbeing + Mental Health | \$148,500 | 18 months | Resilient Communities Fund |
| Canadian Mental Health Association Waterloo Wellington (CMHA WW) | \$145,000 | 12 months | Capital |
| Child Witness Centre | \$25,500 | 12 months | Capital |
| Child Witness Centre | \$161,400 | 24 months | Resilient Communities Fund |
| Coalition of Muslim Women of KW | \$91,400 | 12 months | Resilient Communities Fund |
| Community Support Connections | \$138,500 | 12 months | Capital |
| Ed Video Media Arts Centre | \$55,200 | 12 months | Resilient Communities Fund |
| Eden Mills Writers' Festival | \$85,000 | 12 months | Capital |
| Elora Centre for the Arts | \$84,400 | 12 months | Capital |
| Fashion History Museum | \$176,400 | 24 months | Resilient Communities Fund |
| Fashion History Museum | \$28,400 | 6 months | Capital |
| Focus on Nature | \$20,000 | 6 months | Capital |
| Food4Kids Waterloo Region | \$32,700 | 6 months | Capital |
| Food4Kids Waterloo Region | \$191,900 | 24 months | Resilient Communities Fund |
| Grand River Film Festival | \$11,000 | 12 months | Capital |
| Greenway-Chaplin Community Centre | \$73,200 | 24 months | Resilient Communities Fund |
| Guelph Jazz Festival | \$18,000 | 18 months | Resilient Communities Fund |
| Guelph Lawn Bowling Club | \$15,300 | 6 months | Capital |
| Guelph Soccer | \$198,800 | 24 months | Resilient Communities Fund |
| Guelph Symphony Orchestra | \$28,500 | 12 months | Resilient Communities Fund |
| Guelph Wellington Seniors Association | \$27,200 | 12 months | Capital |
| Guelph Youth Singers | \$20,000 | 12 months | Capital |
| Hillside Festival | \$15,300 | 6 months | Resilient Communities Fund |
| HopeSpring Cancer Support Centre | \$87,800 | 24 months | Resilient Communities Fund |
| Hospice of Waterloo Region | \$177,000 | 24 months | Resilient Communities Fund |
| Inter Arts Matrix | \$59,600 | 12 months | Capital |
| Island Lake Rowing Club | \$29,000 | 12 months | Capital |
| K-W Working Centre for the Unemployed | \$150,000 | 12 months | Capital |
| Learning Disabilities Association of Wellington County | \$70,200 | 24 months | Resilient Communities Fund |

| | | | |
|---|--------------------|-----------|----------------------------|
| Lutherwood | \$115,100 | 12 months | Capital |
| Michael House | \$40,300 | 24 months | Resilient Communities Fund |
| Mount Forest Curling Club | \$146,600 | 12 months | Capital |
| The Multicultural Theatre Space (MT Space) Inc. | \$155,200 | 24 months | Resilient Communities Fund |
| National Service Dog Training Centre Inc. | \$42,700 | 6 months | Capital |
| Orangeville and District Senior Citizens Club | \$106,400 | 12 months | Capital |
| Porchlight counselling and addiction services | \$200,000 | 24 months | Resilient Communities Fund |
| Project READ Literacy Network | \$174,600 | 24 months | Resilient Communities Fund |
| Reception House Waterloo Region | \$199,700 | 24 months | Resilient Communities Fund |
| Sanguen Health Centre | \$199,900 | 24 months | Resilient Communities Fund |
| Scorpions Youth Volleyball Club Inc. | \$16,500 | 6 months | Capital |
| Shelldale Family Gateway | \$19,500 | 12 months | Capital |
| Silence | \$20,600 | 12 months | Capital |
| South Waterloo Naval Veteran's Association | \$51,000 | 12 months | Capital |
| Stepping Stone | \$100,000 | 24 months | Resilient Communities Fund |
| Strong Start | \$101,400 | 6 months | Capital |
| The Elora Festival | \$127,400 | 24 months | Resilient Communities Fund |
| The Galt Curling Club | \$62,300 | 12 months | Capital |
| The Royal Canadian Legion Branch 412 | \$115,000 | 12 months | Capital |
| Theatre Orangeville | \$40,900 | 12 months | Capital |
| Theatre Orangeville | \$138,500 | 24 months | Resilient Communities Fund |
| THEMUSEUM | \$145,600 | 12 months | Capital |
| Town of Mono | \$150,000 | 12 months | Capital |
| Township of Puslinch | \$150,000 | 12 months | Capital |
| Number of grants | 61 | | |
| Sub-total | \$5,920,200 | | |

Organizations supported through the Youth Opportunities Fund

| Youth Innovations - Test | | |
|--|--------------------|-----------|
| Organization Name | Amount Awarded | Term |
| South Asian & Tamil Women's Collective | \$167,800 | 24 months |
| Maamawi | \$255,000 | 36 months |
| kin + care collective | \$170,000 | 24 months |
| Stay Golden | \$170,000 | 24 months |
| PositiveVibes T.O | \$249,800 | 36 months |
| Passing The Feather Youth Advisory Council | \$252,800 | 36 months |
| Ubuntu Neighbourhood Organization (UNO) | \$255,000 | 36 months |
| Project Agape | \$255,000 | 36 months |
| Pass the Vibes | \$254,400 | 36 months |
| The HUB | \$248,300 | 36 months |
| Friends of CAB | \$255,000 | 36 months |
| Roots to Justice | \$254,800 | 36 months |
| Number of grants | 12 | |
| Sub-total | \$2,787,900 | |

| Youth Innovations - Scale | | |
|---------------------------------|--------------------|-----------|
| Organization Name | Amount Awarded | Term |
| SoundStock Academy | \$500,000 | 48 months |
| MusicLinks | \$499,600 | 48 months |
| Burundi we want | \$499,600 | 48 months |
| Say Somaali | \$490,000 | 48 months |
| Level U | \$500,000 | 48 months |
| Niizh Manidook Hide Camp | \$375,000 | 36 months |
| Rexdale Youth Mentorship (RXYM) | \$476,200 | 48 months |
| Number of grants | 7 | |
| Sub-total | \$3,340,400 | |

Family Innovations – Test

| Organization Name | Amount Awarded | Term |
|---|--------------------|-----------|
| Maternal Mind Matters | \$254,500 | 36 months |
| LOTW Birth Collective* | \$81,300 | 12 months |
| EthioCan Bridge The Gap | \$253,100 | 36 months |
| BTC Be the Change | \$254,900 | 36 months |
| TRAIT D'UNION | \$255,000 | 36 months |
| Beauty is Me | \$255,000 | 36 months |
| Oherokon Rites of Passage | \$255,000 | 36 months |
| Kenteke Ohtehra'shon:a (Tyendinaga Roots) | \$255,000 | 36 months |
| Suradway Parents' Association of Ottawa | \$254,900 | 36 months |
| Number of grants | 9 | |
| Sub-total | \$2,118,700 | |

Family Innovations - Scale

| Organization Name | Amount Awarded | Term |
|--|--------------------|-----------|
| Kujenga Family Wellness Program | \$500,000 | 48 months |
| lonkwahronkha'onhátie' | \$500,000 | 48 months |
| The Bogsiino Healing Project | \$347,400 | 36 months |
| Association des Couturiers Immigrants d'Ottawa (ACIFO) | \$500,000 | 48 months |
| Carrefour des Femmes et Familles | \$500,000 | 48 months |
| Number of grants | 5 | |
| Sub-total | \$2,347,400 | |

System Innovations

| Organization Name | Amount Awarded | Term |
|--|--------------------|-----------|
| POV 3rd Street | \$384,800 | 24 months |
| Dnaagdawenmag Binnoojiyag Child & Family Services | \$500,000 | 24 months |
| Toronto Community Benefits Network | \$1,500,000 | 72 months |
| Kitchener-Waterloo Counselling Services Incorporated | \$333,400 | 24 months |
| Christie Refugee Welcome Centre | \$237,700 | 24 months |
| Number of grants | 5 | |
| Sub-total | \$2,955,900 | |

Economic Recovery and Resilience Fund

| Organization Name | Amount Awarded | Term |
|-----------------------------------|-----------------------|-------------|
| Urban Rez Solutions | \$250,000 | 24 months |
| Black History Ottawa | \$197,800 | 24 months |
| Future Black Female | \$249,400 | 24 months |
| Somali Centre for Family Services | \$238,100 | 24 months |
| Guelph Black Heritage Society | \$44,000 | 24 months |
| Number of grants | 5 | |
| Sub-total | \$979,300 | |

Volunteers with the Ontario Trillium Foundation

Board of Directors 2022-2023

| Name | Appointed | Appointment Ends/Ended |
|---|------------------------|------------------------|
| Matthew Bondy, Board Chair | June 2021 | June 2023 |
| Mary Henein Thorn, Board Vice-Chair | March 2019; March 2022 | June 2025 |
| Natalka Falcomer, Granting Programs Committee Chair | December 2020 | June 2023 |
| Manjit Khaira, Treasurer & Finance and Audit Committee Chair | May 2019; March 2022 | June 2025 |
| Stephen Staley, Corporate Governance and Policy Committee Chair | July 2019; April 2022 | June 2025 |
| Gary Bennett, Board Director | March 2019 | April 2022 |
| Andy Blenkarn, Board Director | March 2022 | June 2025 |
| Melissa Cable-Cibula, Board Director | January 2021 | July 2022 |
| Alberta Cefis, Board Director | December 2022 | June 2025 |
| Fred Dominelli, Board Director | May 2019 | April 2022 |
| Peter Forsberg, Board Director | June 2020 | June 2023 |
| George Habchi, Board Director | October 2021 | December 2022 |
| Sherri Haigh, Board Director | May 2022 | June 2025 |
| Amber Joy Kouvalis, Board Director | October 2021 | June 2024 |
| Marta Leardi Anderson, Board Director | January 2021 | June 2023 |
| Donald MacKay, Board Director | August 2020 | June 2023 |
| Donna Maitland, Board Director | July 2020 | April 2023 |
| Liam McCreery, Board Director | October 2021 | June 2024 |
| Colin McSweeney, Board Director | October 2021 | September 2022 |
| Randi Ray, Board Director | December 2021 | June 2024 |
| Moshe Ronen, Board Director | October 2021 | June 2024 |

Grant Review Teams 2022-2023

| Name | Appointed | Appointment Ends/Ended |
|---|----------------|------------------------|
| Algoma, Cochrane, Manitoulin & Sudbury | | |
| Ouimet Shawn (Chair) | April 2020 | April 2026 |
| Sam Bechard | May 2020 | May 2022 |
| Claude Chabot | February 2023 | February 2024 |
| Mary Dawson-Cole | December 2020 | December 2023 |
| Michael Di Salle | April 2020 | April 2026 |
| Andre Grandchamp | July 2020 | July 2026 |
| Catherine Gull | March 2019 | April 2022 |
| Macey Ilinitiski | June 2019 | February 2025 |
| Steve Kidd | June 2020 | June 2023 |
| Dawna Kinnunen | January 2021 | December 2022 |
| Kerry Latham | April 2020 | April 2026 |
| Myles MacLeod | February 2021 | February 2024 |
| Jennifer Marenger | June 2019 | February 2025 |
| Patrick Parker | June 2020 | March 2023 |
| Lee-Ann Petteuzzo | February 2021 | February 2024 |
| Shawn Poland | June 2020 | December 2022 |
| Linda Proulx | June 2021 | February 2025 |
| Robert Reid | January 2021 | January 2024 |
| Jack Rice | January 2021 | January 2024 |
| John Rossi | April 2021 | April 2024 |
| Julie Roy-Ward | June 2021 | February 2025 |
| Robert Sinclair | June 2020 | June 2023 |
| Sean Sparling | April 2021 | April 2024 |
| Sharon Tansley | March 2020 | September 2024 |
| Magda Walker | April 2021 | April 2024 |
| Richard Wark | May 2020 | February 2025 |
| Champlain | | |
| Darrell Bartraw (Chair until October 2022) | May 2020 | October 2022 |
| Gary Thomas (Chair from March 2023) | November 2020 | November 2023 |
| Louis Beland | March 2020 | September 2024 |
| Menahem (Rabbi) Blum | June 2020 | June 2023 |
| Jatinder Chadha | July 2020 | July 2023 |
| Kathy Chaumont | September 2022 | September 2023 |
| Cheryl Cooper | November 2020 | November 2023 |
| Charlie Cuffari | June 2020 | June 2023 |
| Noemie De Vuyst | December 2019 | May 2022 |
| Cathy Enright | June 2018 | February 2025 |
| Salima Ismail | June 2021 | June 2024 |
| Martin Lacelle | September 2022 | September 2023 |

| | | |
|-----------------|----------------|----------------|
| Allan Macdonell | July 2019 | July 2022 |
| Ruth MacQueen | March 2020 | September 2024 |
| Anver Malam | November 2020 | November 2023 |
| Mary Mercer | January 2023 | January 2026 |
| Carol Miller | June 2020 | March 2023 |
| Cheryl Reid | November, 2022 | November 2025 |
| Fareeha Sagheir | January 2019 | July 2022 |
| Barbara Shantz | October 2020 | August 2022 |
| Paul St-Onge | November 2022 | November 2025 |
| Kurt Stoodley | November 2020 | November 2023 |
| Doug Thompson | November 2020 | November 2023 |
| Jordon Wheeler | May 2020 | May 2023 |

Durham, Haliburton, Kawartha, Pine Ridge

| | | |
|------------------------|----------------|----------------|
| David Saunders (Chair) | June 2019 | February 2025 |
| Sanga Achakzai | March 2020 | September 2024 |
| Roberto Albis | November 2020 | November 2023 |
| Stephanie Ball | September 2020 | September 2023 |
| Yvonne Chornobay | September 2020 | September 2023 |
| Benjamin Currelly | February 2020 | March 2026 |
| Helen Ecker | February 2022 | February 2025 |
| Elizabeth Finnie-Hunt | February 2020 | February 2023 |
| Savona Gangadeen | October 2019 | October 2025 |
| Terry Johnston | September 2020 | September 2023 |
| Les Kariunas | May 2019 | April 2022 |
| Patrick Malloy | February 2022 | February 2025 |
| Annie McCaughey | February 2022 | February 2025 |
| Rayon Morgan | January 2019 | September 2024 |
| Danna Munns | September 2018 | September 2024 |
| Klara Oyler | February 2022 | February 2025 |
| Cyndie Paul-Girdwood | April 2022 | April 2025 |
| David Richardson | February 2022 | February 2025 |
| Thomas Rittwage | February 2022 | February 2025 |
| Paul Rosebush | February 2022 | February 2025 |
| Thomas Rowden | April 2020 | March 2023 |
| Elaine Sheppard | February 2022 | February 2025 |
| Matthew Stephenson | March 2020 | March 2023 |
| Charles Tobias | June 2018 | February 2025 |
| Michael Tucker | September 2020 | September 2023 |
| Dale Walker | April 2022 | November 2022 |
| Thomas Wall | April 2022 | April 2025 |
| John (Michael) Watt | May 2019 | May 2022 |

Essex, Kent, Lambton

| | | |
|-----------------------------|----------------|----------------|
| James (Don) McGugan (Chair) | August 2019 | April 2025 |
| Vidya Balachandar | September 2018 | September 2024 |
| Janet Barnes | February 2023 | February 2024 |

| | | |
|------------------------|----------------|----------------|
| David Campbell | January 2023 | January 2026 |
| Chris Case | September 2020 | September 2023 |
| Cindy Crump | January 2019 | September 2024 |
| Shawn Dass | March 2023 | March 2026 |
| Scott Duquette | March 2021 | March 2024 |
| Antoine Francis | March 2021 | March 2024 |
| Christine Greydanus | September 2020 | September 2023 |
| Tricia Khan | June 2018 | February 2025 |
| Jayme Lesperance | June 2018 | February 2025 |
| Mike Lowther | August 2020 | April 2022 |
| Margaret Misk-Evans | January 2023 | January 2026 |
| Kevin Money | January 2019 | March 2023 |
| Judith Morris | September 2020 | September 2023 |
| Shawn Newman | August 2020 | August 2023 |
| Lutz Plotzke | May 2020 | May 2023 |
| Stephanie Rogers | March 2019 | September 2024 |
| Nelson Silveira | January 2019 | August 2022 |
| Robert Sutton | June 2018 | February 2025 |
| Fannie Vavoulis | August 2020 | August 2023 |
| Raymond (Charles) Webb | January 2023 | January 2026 |

Grand River

| | | |
|-------------------------|----------------|----------------|
| Richard Sterne (Chair) | July 2019 | April 2025 |
| Justin Bester | November 2021 | November 2024 |
| Cindy Chatzis | June 2018 | September 2022 |
| Jacqui (Huszczco) Cloet | January 2019 | September 2024 |
| Melissa Collver | January 2022 | January 2025 |
| Martina Esbaugh | February 2022 | February 2025 |
| Larry Gaertner | April 2020 | April 2026 |
| Craig Grice | September 2020 | September 2023 |
| Sasha Hill | January 2022 | January 2025 |
| Robert Latta | June 2020 | June 2023 |
| Bill Leask | December 2019 | September 2024 |
| Jeff Miller | July 2020 | July 2023 |
| Chelsea Noiles | September 2019 | September 2024 |
| Teresa Percival | January 2022 | January 2025 |
| Adrienne Reddecopp | January 2022 | January 2025 |
| Keith Robicheau | May 2020 | May 2023 |
| Helen Schultz | March 2019 | April 2025 |
| Bryanne Smart | September 2019 | September 2024 |
| Roderick Walker | August 2020 | March 2023 |
| Jennifer White | April 2020 | February 2023 |

Grey, Bruce, Huron & Perth

| | | |
|---------------------|---------------|---------------|
| Sonja Glass (Chair) | June 2019 | February 2025 |
| Waleed Aslam | January 2021 | April 2022 |
| Emma Bartz | December 2020 | December 2023 |

| | | |
|-----------------------|----------------|----------------|
| Rita Christie | January 2023 | January 2023 |
| Katie DeBlock Boersma | November 2020 | November 2023 |
| Tonya Haverkamp | December 2020 | December 2023 |
| Harold Kloeze | December 2020 | December 2023 |
| Tim Mancell | April 2019 | April 2022 |
| John McDougall | March 2020 | March 2023 |
| John McLeod | April 2017 | May 2026 |
| Robert (Bob) Parker | October 2021 | October 2024 |
| William Pearson | December 2020 | December 2023 |
| Matthew Rae | March 2021 | June 2022 |
| Sylvia Sheard | March 2020 | September 2024 |
| Dan Snow | May 2020 | March 2023 |
| Charlie Tatham | April 2021 | April 2024 |
| Dave Tiffin | January 2021 | January 2024 |
| Hugh Wilson | December 2020 | December 2023 |
| Halton-Peel | | |
| Dianne Lawson (Chair) | March 2019 | March 2025 |
| Obaro Akpomena | March 2020 | March 2023 |
| Naval Bajaj | April 2022 | April 2025 |
| Michael Blair | January 2019 | April 2022 |
| Taran Chahal | October 2020 | September 2023 |
| Jermaine Chambers | February 2022 | February 2025 |
| Jane Galbraith | November 2020 | February 2023 |
| Mariano Guirguis | August 2019 | November 2025 |
| Ruchelle Heckburn | September 2022 | September 2023 |
| Robert Higgs | September 2018 | February 2025 |
| Dave Kentner | May 2019 | February 2023 |
| William Laidlaw | September 2020 | September 2023 |
| Nadirah Nazeer | March 2020 | March 2023 |
| Cynthia Oudin | April 2021 | March 2023 |
| Angela Panacci | February 2022 | February 2025 |
| Mario Russo | February 2020 | October 2022 |
| Sarbjeet Saini | September 2020 | September 2023 |
| Vernal Savage | May 2020 | February 2023 |
| Shelley Sriver | June 2018 | May 2022 |
| Jotvinder Sodhi | January 2023 | January 2026 |
| Chris Tabulski | January 2020 | February 2025 |
| Ranjan Thomas | March 2020 | March 2023 |
| Malkhaz Tsotsoriya | September 2018 | September 2024 |
| Amanda Warren-Ritchie | June 2018 | February 2025 |
| Xinyi Zhang | September 2021 | September 2024 |
| Hamilton | | |
| Carol Lazich (Chair) | October 2020 | September 2023 |
| Bev Ann Brown | September 2018 | September 2024 |
| Adam Boettger | September 2018 | September 2022 |

| | | |
|-------------------------|---------------|----------------|
| Robert (Scott) Collings | October 2020 | September 2023 |
| Ian Dewaard | June 2021 | June 2024 |
| Peter Dyakowski | April 2020 | March 2023 |
| Shirley Elms | October 2020 | September 2023 |
| Melissa Fox | March 2020 | August 2022 |
| Hugo Gatsby | April 2020 | April 2023 |
| Maria Gianfrancesco | October 2020 | April 2022 |
| Ira Greenspoon | November 2020 | November 2023 |
| Ugonna Ihekwoaba | June 2021 | June 2024 |
| Loren Lieberman | October 2020 | September 2023 |
| David March | February 2021 | February 2024 |
| Dan Panagakos | November 2019 | November 2025 |
| James Whelan | May 2021 | May 2024 |

Muskoka, Nipissing, Parry Sound & Timiskaming

| | | |
|--------------------------|----------------|----------------|
| Patricia Arney (Chair) | March 2017 | May 2026 |
| Patricia Carr | June 2020 | June 2023 |
| Charles Cooper | May 2020 | May 2026 |
| Gordon Durnan | January 2023 | January 2026 |
| Karen Gibbons | May 2020 | February 2025 |
| Angela Knight Van Shaayk | May 2020 | May 2023 |
| Chris Litschko | July 2020 | July 2023 |
| Moreen Miller | September 2020 | September 2023 |
| Lucio Pavone | June 2020 | June 2023 |
| Jean Polak | June 2020 | June 2023 |
| Sondra Read | January 2023 | January 2026 |
| Tiziana Silveri | April 2022 | February 2023 |
| Marla Tremblay | September 2019 | September 2024 |
| Lee-Ann Turner | June 2018 | May 2022 |
| Ish Van Der Rassel | February 2022 | February 2025 |
| Leah Welk | December 2020 | December 2023 |
| Margaret Williams | April 2020 | April 2023 |

Niagara

| | | |
|--------------------------|---------------|----------------|
| Catherine Kuckyt (Chair) | February 2020 | March 2026 |
| Isabel Beland | January 2019 | September 2024 |
| Gerritt Boerema | March 2021 | June 2022 |
| Marie Bowering | February 2022 | February 2023 |
| Mike Britton | March 2021 | March 2024 |
| Diane Bubanko | June 2021 | June 2024 |
| Nick DiFlavio | June 2018 | October 2022 |
| Henry Dortmans | November 2021 | November 2024 |
| Ted Hessels | March 2020 | March 2023 |
| Tony Kamphuis | February 2020 | February 2023 |
| Dennis Kowalchuk | March 2020 | March 2023 |
| Alma Ligata | January 2019 | January 2021 |
| Rick McIntosh | January 2019 | September 2024 |

| | | |
|------------------|----------------|----------------|
| Mark O'Donnell | January 2022 | January 2025 |
| Niclas Switalski | March 2021 | March 2024 |
| William Thompson | September 2021 | September 2024 |

Northwestern

| | | |
|---------------------------|----------------|----------------|
| Trevor Fitzgerald (Chair) | September 2020 | September 2023 |
| Rita Boutette | April 2020 | April 2023 |
| Duane Cridland | April 2020 | April 2023 |
| Kim Cross | September 2018 | September 2024 |
| Filomena Gregorish | July 2020 | July 2023 |
| Garth Grunderud | May 2020 | May 2022 |
| Sharon Jaspers | September 2021 | September 2024 |
| Gillian Lunny | June 2020 | June 2023 |
| Jack McCleave Jamieson | June 2021 | June 2024 |
| Wilma Mol | January 2023 | January 2026 |
| Nicholina Schiewe | June 2019 | February 2025 |
| Suzanne Sterling | June 2017 | July 2023 |
| Ian Sutherland | September 2021 | September 2024 |
| Gordon Sweeney | September 2021 | September 2024 |

Quinte, Kingston, Rideau

| | | |
|--------------------------|----------------|----------------|
| Jim Pickard (Chair) | May 2019 | May 2025 |
| Tamara Baldwin | March 2021 | March 2024 |
| Sharon Balsys | March 2021 | March 2024 |
| Colin Brown | June 2019 | October 2022 |
| Kirk Corkery | January 2023 | January 2026 |
| Denise Cumming | February 2022 | September 2024 |
| Rosaleen Cutler | July 2020 | July 2023 |
| Amy Doyle | January 2023 | January 2026 |
| Bonnie Gryce | July 2020 | July 2023 |
| Frank Hendry | September 2020 | September 2023 |
| Dale Hoard | May 2020 | May 2023 |
| Cheryl Knott | May 2019 | May 2025 |
| Brigitte Muir | October 2020 | September 2023 |
| Janice Nault | September 2019 | September 2024 |
| Nancy Parks | September 2020 | September 2023 |
| Stephen (James) Pengelly | July 2020 | July 2023 |
| Maryellen Price | February 2023 | February 2024 |
| Tom Russell | June 2019 | April 2025 |
| Barbara Tobin | February 2019 | April 2025 |
| Stuart Wright | September 2020 | September 2023 |

Simcoe York

| | | |
|------------------------|----------------|----------------|
| Nalin De Silva (Chair) | October 2020 | September 2023 |
| Alden Barty | September 2019 | June 2022 |
| Carol Bateman | May 2020 | February 2025 |
| Katherine Bawden-Cook | December 2019 | September 2024 |

| | | |
|------------------------|----------------|----------------|
| Debora Bloom-Hall | December 2019 | September 2024 |
| Heather Breckles | October 2019 | November 2025 |
| Marvin Chantler | October 2020 | September 2023 |
| Tammy Deschambault | December 2019 | September 2024 |
| Emily Dunford | January 2019 | June 2022 |
| Shanicka Edwards | June 2021 | June 2024 |
| Sarah Gill | March 2020 | September 2024 |
| Doug Jure | December 2020 | December 2023 |
| Yash Kapur | February 2022 | February 2025 |
| Soobin (Christine) Lee | December 2019 | September 2024 |
| Gary Marshall | October 2020 | September 2023 |
| Janice McGurran | November 2021 | November 2924 |
| Ferguson Mobbs | March 2020 | September 2024 |
| Ziauddin Muhammad | February 2022 | February 2025 |
| Laura Parsons | December 2019 | September 2024 |
| Melissa Pestill | April 2022 | July 2022 |
| Austin Phillips | February 2022 | February 2025 |
| Arun Prasad | December 2019 | December 2022 |
| Vanessa Quesnel | December 2019 | September 2024 |
| Peter Rutkauskas | November 2020 | November 2023 |
| Kenneth Simpson | December 2020 | December 2023 |
| Arlette Utton | February 2022 | February 2025 |
| Xi Wang | May 2019 | May 2025 |
| Shelley Wister-Smith | January 2020 | January 2026 |
| Thames Valley | | |
| Amelia Sloan (Chair) | May 2020 | May 2023 |
| Allan Abias | March 2019 | September 2024 |
| Joy Bevan | April 2020 | March 2023 |
| Jack Coukuyt | April 2020 | October 2022 |
| Mike Lang | June 2020 | June 2023 |
| John Louis | February 2020 | April 2026 |
| Madeleine Castellano | September 2019 | February 2023 |
| Gillian Martin | May 2020 | May 2023 |
| Dennis O'Grady | July 2020 | February 2023 |
| Wildred (Wilf) Riecker | May 2020 | May 2023 |
| Bill Ungar | April 2020 | April 2023 |
| Lori Van Opstal | September 2020 | September 2023 |
| Steve Walsh | April 2020 | April 2023 |
| Toronto | | |
| Julie Hughes (Chair) | January 2020 | February 2025 |
| Huda Abuzeid | June 2021 | February 2025 |
| Andrea Adler | January 2022 | January 2025 |
| Jude Aloysius | March 2023 | March 2026 |
| Nilo Ang | May 2019 | May 2022 |
| Camila Arango | June 2021 | June 2024 |

| | | |
|-------------------------------|----------------|----------------|
| Olenksandr (Nathan) Bomshteyn | November 2022 | November 2025 |
| Danielle Burton | March 2023 | March 2026 |
| Angelo Carnevale | May 2019 | May 2025 |
| Teresa Catalano | June 2018 | February 2025 |
| Mei Chen | March 2021 | September 2024 |
| BJ Del Conte | February 2022 | February 2025 |
| Timothy Dobson | December 2020 | December 2023 |
| Jessica Farias | September 2018 | September 2024 |
| Safaa Fateh | March 2021 | September 2024 |
| Jeffrey Gilchrist | February 2022 | February 2025 |
| Angelo Ioannides | April 2021 | April 2024 |
| Aparna Kamath | March 2021 | February 2023 |
| Fatima Kamenge | March 2021 | September 2024 |
| Ellen Konadu | February 2023 | February 2024 |
| Sara Krynitzki | September 2022 | September 2023 |
| Valentina Latorre-Franky | September 2019 | September 2024 |
| Daniel Lee | January 2022 | January 2025 |
| Stachen Lett-Frederick | September 2022 | September 2023 |
| Duncan MacCallum | September 2018 | September 2024 |
| Peter McLeman | June 2021 | June 2024 |
| Nishant Nayak | January 2021 | January 2024 |
| Alex Simakov | February 2022 | September 2022 |
| Robyn Small | March 2021 | September 2024 |
| Adri Stark | March 2021 | September 2022 |
| Reena Tandon | February 2023 | February 2024 |
| Patrick Tuns | June 2021 | June 2024 |
| Karen Wood | May 2021 | May 2024 |
| Sheryl Yip | September 2022 | September 2023 |

Waterloo, Wellington, Dufferin

| | | |
|----------------------------|----------------|----------------|
| Brendan Wylie-Toal (Chair) | February 2018 | June 2024 |
| Joe Atherton | March 2020 | September 2024 |
| Ted Bleaney | September 2020 | September 2023 |
| Shelley Boettger | June 2019 | June 2025 |
| Brian Bourke | November 2020 | November 2023 |
| Barb Chrysler | June 2019 | April 2022 |
| Connie Cody | February 2022 | February 2025 |
| Robert Coole | June 2021 | June 2024 |
| Madison Cox | September 2020 | September 2023 |
| Vicki Dickson | September 2018 | June 2022 |
| Eugenio DiMira | March 2021 | March 2024 |
| Angela Grant | September 2018 | September 2024 |
| William Justason | June 2021 | June 2024 |
| Gareth Myhal | February 2023 | February 2024 |
| Luane Roberts | September 2019 | September 2024 |
| Jeffrey Thomson | July 2020 | July 2023 |

| | | |
|---------------------|----------------|----------------|
| Tracey Van Kalsbeek | March 2020 | September 2024 |
| Michael Walker | February 2020 | February 2023 |
| Wayne White | December 2019 | December 2022 |
| Andrew Wilding | May 2020 | May 2023 |
| Linda Zenser | March 2020 | September 2024 |
| Jerry Zhang | September 2021 | September 2024 |

YOF Grant Review Committee 2022-2023

| Name | Catchment | Appointed | Appointment Ends |
|--|-------------------------|----------------|------------------|
| E. Victoria Bomberly (Chair) | Grand River | November 2020 | March 2023 |
| Everton James (Jamie) Caine (Co-Chair) | Peel | November 2020 | March 2023 |
| Ashley Bach | Northwestern (NAN) | September 2022 | September 2023 |
| Vidya Balachandar | Windsor | November 2020 | September 2024 |
| Alisa Buckley | Durham | November 2020 | September 2024 |
| Khady Florent | Toronto | September 2022 | September 2023 |
| Meghan French | Chippewas of the Thames | September 2022 | September 2023 |
| Charity Kobango | Toronto | November 2020 | November 2023 |
| Nicholas Kumiotis | Toronto | September 2022 | September 2023 |
| Alain Lutala | Ottawa | September 2022 | April 2023 |
| Younis Mohamed | Ottawa | November 2020 | September 2024 |
| Janice Nault | Gananoque | September 2022 | September 2023 |
| Atinuke Olajide | WWD | November 2021 | March 2023 |
| Dr Ruth Rodney | Hamilton | November 2020 | September 2024 |
| Mustafa Sayedi | GTA | November 2020 | November 2023 |
| Hanna Wasawa | Northwestern | November 2021 | November 2023 |
| Sheryl Yip | Peel | September 2022 | September 2023 |

Financial statements

2022–2023

Financial Statements of

ONTARIO TRILLIUM FOUNDATION

And Independent Auditor's Report thereon

Year ended March 31, 2023



KPMG LLP
Vaughan Metropolitan Centre
100 New Park Place, Suite 1400
Vaughan ON L4K 0J3
Canada
Tel 905-265-5900
Fax 905-265-6390

INDEPENDENT AUDITOR'S REPORT

To the Board of Directors of Ontario Trillium Foundation

Opinion

We have audited the financial statements of Ontario Trillium Foundation (the Entity), which comprise:

- the statement of financial position as at March 31, 2023
- the statement of operations for the year then ended
- the statement of changes in net assets for the year then ended
- the statement of cash flows for the year then ended
- and notes to the financial statements, including a summary of significant accounting policies

(Hereinafter referred to as the "financial statements").

In our opinion, the accompanying financial statements, present fairly, in all material respects, the financial position of the Entity as at March 31, 2023, and its results of operations and its cash flows for the year then ended in accordance with Canadian public sector accounting standards.

Basis for Opinion

We conducted our audit in accordance with Canadian generally accepted auditing standards. Our responsibilities under those standards are further described in the "***Auditor's Responsibilities for the Audit of the Financial Statements***" section of our auditor's report.

We are independent of the Entity in accordance with the ethical requirements that are relevant to our audit of the financial statements in Canada and we have fulfilled our other ethical responsibilities in accordance with these requirements.

We believe that the audit evidence we have obtained is sufficient and appropriate to provide a basis for our opinion.



Responsibilities of Management and Those Charged with Governance for the Financial Statements

Management is responsible for the preparation and fair presentation of the financial statements in accordance with Canadian public sector accounting standards, and for such internal control as management determines is necessary to enable the preparation of financial statements that are free from material misstatement, whether due to fraud or error.

In preparing the financial statements, management is responsible for assessing the Entity's ability to continue as a going concern, disclosing as applicable, matters related to going concern and using the going concern basis of accounting unless management either intends to liquidate the Entity or to cease operations, or has no realistic alternative but to do so.

Those charged with governance are responsible for overseeing the Entity's financial reporting process.

Auditor's Responsibilities for the Audit of the Financial Statements

Our objectives are to obtain reasonable assurance about whether the financial statements as a whole are free from material misstatement, whether due to fraud or error, and to issue an auditor's report that includes our opinion.

Reasonable assurance is a high level of assurance, but is not a guarantee that an audit conducted in accordance with Canadian generally accepted auditing standards will always detect a material misstatement when it exists.

Misstatements can arise from fraud or error and are considered material if, individually or in the aggregate, they could reasonably be expected to influence the economic decisions of users taken on the basis of the financial statements.

As part of an audit in accordance with Canadian generally accepted auditing standards, we exercise professional judgment and maintain professional skepticism throughout the audit.

We also:

- Identify and assess the risks of material misstatement of the financial statements, whether due to fraud or error, design and perform audit procedures responsive to those risks, and obtain audit evidence that is sufficient and appropriate to provide a basis for our opinion.

The risk of not detecting a material misstatement resulting from fraud is higher than for one resulting from error, as fraud may involve collusion, forgery, intentional omissions, misrepresentations, or the override of internal control.



Page 3

- Obtain an understanding of internal control relevant to the audit in order to design audit procedures that are appropriate in the circumstances, but not for the purpose of expressing an opinion on the effectiveness of the Entity's internal control.
- Evaluate the appropriateness of accounting policies used and the reasonableness of accounting estimates and related disclosures made by management.
- Conclude on the appropriateness of management's use of the going concern basis of accounting and, based on the audit evidence obtained, whether a material uncertainty exists related to events or conditions that may cast significant doubt on the Entity's ability to continue as a going concern. If we conclude that a material uncertainty exists, we are required to draw attention in our auditor's report to the related disclosures in the financial statements or, if such disclosures are inadequate, to modify our opinion. Our conclusions are based on the audit evidence obtained up to the date of our auditor's report. However, future events or conditions may cause the Entity to cease to continue as a going concern.
- Evaluate the overall presentation, structure and content of the financial statements, including the disclosures, and whether the financial statements represent the underlying transactions and events in a manner that achieves fair presentation.
- Communicate with those charged with governance regarding, among other matters, the planned scope and timing of the audit and significant audit findings, including any significant deficiencies in internal control that we identify during our audit.

KPMG LLP

Chartered Professional Accountants, Licensed Public Accountants

Vaughan, Canada

June 15, 2023

ONTARIO TRILLIUM FOUNDATION

Statement of Financial Position

March 31, 2023, with comparative information for 2022

| | 2023 | 2022 |
|-------------------------------|-----------------------|-----------------------|
| Assets | | |
| Cash | \$ 1,033,599 | \$ 13,543,399 |
| Accounts receivable and other | 1,020,156 | 585,404 |
| Investments (note 2) | 131,804,191 | 213,337,556 |
| Capital assets (note 3) | 273,511 | 332,214 |
| | <u>\$ 134,131,457</u> | <u>\$ 227,798,573</u> |

Liabilities and Net Assets

Liabilities:

| | | |
|--|--------------------|--------------------|
| Accounts payable and accrued liabilities | \$ 1,848,653 | \$ 1,635,899 |
| Deferred contributions (note 4(a)) | 8,846,081 | 13,164,732 |
| Grants payable (note 4(b)) | 120,864,681 | 210,425,900 |
| | <u>131,559,415</u> | <u>225,226,531</u> |

Net assets:

| | | |
|----------------------------|------------------|------------------|
| Invested in capital assets | 273,511 | 332,214 |
| Unrestricted | 2,298,531 | 2,239,828 |
| | <u>2,572,042</u> | <u>2,572,042</u> |

| | | |
|--|-----------------------|-----------------------|
| | <u>\$ 134,131,457</u> | <u>\$ 227,798,573</u> |
|--|-----------------------|-----------------------|

See accompanying notes to financial statements.

On behalf of the Board:



Director



Director

ONTARIO TRILLIUM FOUNDATION

Statement of Operations

Year ended March 31, 2023, with comparative information for 2022

| | 2023 | 2022 |
|---|--------------------|--------------------|
| Revenue: | | |
| Ontario government funding (note 4(a)) | \$ 122,644,869 | \$ 222,424,106 |
| Grants rescinded or recovered (note 4(a)) | 5,788,783 | 3,834,524 |
| Investment income (note 4(a)) | 3,588,420 | 1,978,809 |
| | <u>132,022,072</u> | <u>228,237,439</u> |
| Expenses: | | |
| Program activities: | | |
| Grants pledged (note 4(a) and (b)) | 110,148,900 | 202,051,400 |
| Grantmaking expenses (notes 4(a) and 5) | 15,824,669 | 17,918,331 |
| Agent grants paid (note 4(a)) | 1,070,000 | 4,245,800 |
| Partnership grants (notes 4(a), 5 and 6) | 2,465,599 | 1,613,000 |
| | <u>129,509,168</u> | <u>225,828,531</u> |
| Support services (notes 4(a) and 5) | 2,393,769 | 2,220,206 |
| Amortization of capital assets | 119,135 | 188,702 |
| | <u>132,022,072</u> | <u>228,237,439</u> |
| Excess of revenue over expenses | \$ — | \$ — |

See accompanying notes to financial statements.

ONTARIO TRILLIUM FOUNDATION

Statement of Changes in Net Assets

Year ended March 31, 2023, with comparative information for 2022

| | | | 2023 | 2022 |
|---|-------------------------------|--------------|--------------|--------------|
| | Invested in capital assets | Unrestricted | Total | Total |
| Net assets, beginning of year | \$ 332,214 | \$ 2,239,828 | \$ 2,572,042 | \$ 2,572,042 |
| Excess (deficiency) of revenue over expenses | (119,135) | 119,135 | – | – |
| Purchase of capital assets | 60,432 | (60,432) | – | – |
| Net assets, end of year | \$ 273,511 | \$ 2,298,531 | \$ 2,572,042 | \$ 2,572,042 |

See accompanying notes to financial statements.

ONTARIO TRILLIUM FOUNDATION

Statement of Cash Flows

Year ended March 31, 2023, with comparative information for 2022

| | 2023 | 2022 |
|--|----------------------|----------------------|
| Cash provided by (used in): | | |
| Operating activities: | | |
| Amortization of capital assets which does not involve cash | \$ 119,135 | \$ 188,702 |
| <u>Change in non-cash operating items</u> | <u>(94,101,868)</u> | <u>26,299,751</u> |
| | (93,982,733) | 26,488,453 |
| Capital activities: | | |
| Net purchase of capital assets | (60,432) | (13,578) |
| Investing activities: | | |
| Purchase of investments | (1,281,834,428) | (767,043,791) |
| <u>Disposal of investments</u> | <u>1,363,367,793</u> | <u>753,196,449</u> |
| | 81,533,365 | (13,847,342) |
| Increase (decrease) in cash | (12,509,800) | 12,627,533 |
| Cash, beginning of year | 13,543,399 | 915,866 |
| <u>Cash, end of year</u> | <u>\$ 1,033,599</u> | <u>\$ 13,543,399</u> |

See accompanying notes to financial statements.

ONTARIO TRILLIUM FOUNDATION

Notes to Financial Statements

Year ended March 31, 2023

Ontario Trillium Foundation (the "Foundation" or "OTF"), an agency of the Ministry of Tourism, Culture and Sports ("MTCS"), is financially supported by the Ontario government. OTF began operations as an arm's-length agency of the Ontario government on August 23, 1982 and was incorporated without share capital under the laws of Ontario under letters patent dated November 17, 1982. The mission of OTF is to build healthy and vibrant communities throughout Ontario by investing in community-based initiatives and strengthening the impact of Ontario's non-profit sector.

Government funding is subject to Memoranda of Understanding that define how the funds must be invested and distributed.

1. Significant accounting policies:

The financial statements have been prepared by management in accordance with Canadian public sector accounting standards, including the 4200 standards for government not-for-profit organizations.

(a) Revenue recognition:

OTF follows the deferral method of accounting for contributions, which includes government funding. Unrestricted contributions are recognized as revenue when received or receivable if the amount to be received can be reasonably estimated and collection is reasonably assured. Externally restricted contributions are deferred and recognized as revenue in the year in which the related expenses are incurred.

Investment income is recorded on accrual basis.

(b) Financial instruments:

Financial instruments are recorded at fair value on initial recognition. All other financial instruments are subsequently recorded at cost or amortized cost unless management has elected to carry the instruments at fair value. The Foundation has not elected to carry any such financial instruments at fair value.

Financial instruments are adjusted by transaction amortized costs incurred on acquisition and financing costs, which are amortized using the effective interest rate method.

ONTARIO TRILLIUM FOUNDATION

Notes to Financial Statements (continued)

Year ended March 31, 2023

1. Significant accounting policies (continued):

All financial assets are assessed for impairment on an annual basis. When a decline is determined to be other than temporary, the amount of the loss is reported in the statement of operations.

As financial instruments are recorded at cost or amortized costs, a statement of remeasurement of gains and losses has not been included.

(c) Grants:

Grants awarded by the Foundation are recorded as grants pledged expenses in the year that the Foundation approves the grant.

Grants awarded by third party organizations for which the Foundation acts as an administrative agent are recorded as agent grant payments when payments are issued.

(d) Allocation of support services expenses:

The Foundation classifies expenses on the statement of operations by function. The Foundation allocates certain costs by identifying the appropriate basis of allocating and applying that basis consistently each year. The Foundation allocates its support services expenses proportionately on a per capita basis.

(e) Capital assets:

Capital assets are recorded at cost less accumulated amortization. Amortization is provided on a straight-line basis over the following periods:

| | |
|------------------------|---------|
| Furniture and fixtures | 5 years |
| Computer hardware | 4 years |
| Computer software | 3 years |

(f) Use of estimates:

The preparation of financial statements requires management to make estimates and assumptions that affect the reported amounts of assets and liabilities and disclosure of contingent assets and liabilities at the date of the financial statements and the reported amounts of revenue and expenses during the year. Items subject to estimates and assumptions include the allocation of expenses. Actual results could differ from those estimates.

ONTARIO TRILLIUM FOUNDATION

Notes to Financial Statements (continued)

Year ended March 31, 2023

2. Investments:

| | 2023 | 2022 |
|-------------------------|-----------------------|-----------------------|
| Short-term investments | \$ 57,276,373 | \$ 138,707,385 |
| Laddered bond portfolio | 74,527,818 | 74,630,171 |
| | <u>\$ 131,804,191</u> | <u>\$ 213,337,556</u> |

All investments, excluding the laddered bond portfolio, are in cash or cash equivalents, or in fixed income securities and mature within the next 43 months (2022 - seven months). These fixed income investments bear interest from 4.419% to 4.80% (2022 - 0.428% to 1.04%).

In OTF's laddered bond portfolio, all bond investments are in fixed income securities and have maturity dates between 2 months and 3 years (2022 - 5 months and 3 years). These investments bear interest from 0.546 % to 3.867 % (2022 - 0.376% to 1.758%).

The Ontario Financing Authority acts as OTF's investment manager under an investment management agreement that adheres to OTF's policies and procedures governing risk and also includes additional risk concern measures.

All investments purchased starting April 1, 2019 are recorded at cost. Investments purchased prior to April 1, 2019 are recorded at amortized cost.

3. Capital assets:

| | | | 2023 | 2022 |
|------------------------|-------------------|-----------------------------|-------------------|-------------------|
| | Cost | Accumulated amortization | Net book value | Net book value |
| Furniture and fixtures | \$ 168,435 | \$ 141,806 | \$ 26,629 | \$ 46,442 |
| Computer hardware | 399,568 | 190,764 | 208,804 | 285,772 |
| Computer software | 267,249 | 229,171 | 38,078 | - |
| | <u>\$ 835,252</u> | <u>\$ 561,741</u> | <u>\$ 273,511</u> | <u>\$ 332,214</u> |

ONTARIO TRILLIUM FOUNDATION

Notes to Financial Statements (continued)

Year ended March 31, 2023

4. Deferred contributions and grants payable:

- (a) Deferred contributions represent funding received from Ministries that has not yet been pledged as grants, paid to Local Poverty Reduction Fund ("LPRF") grantees or spent on operations. These funds are restricted until grants are approved by the Board of Directors and pledged to third parties, LPRF grant conditions are met and payments are made or until operating expenditures are made. OTF has controls in place to ensure that the restrictions on grant pledges are met prior to utilization of these funds.

| | | | | | | 2023 | 2022 |
|---|--------------------|--------------------------|------------------------------|--|-------------------------|---------------|---------------|
| | General operations | Youth Opportunities Fund | Local Poverty Reduction Fund | Employment and Social Development Canada | Community Building Fund | Total | Total |
| Deferred contributions, beginning of year | \$ 5,936,646 | \$ 2,557,874 | \$ 1,135,708 | \$ – | \$ 3,534,504 | \$ 13,164,732 | \$ 39,866,884 |
| Funding received or receivable: | | | | | | | |
| Ministry of Tourism, Culture and Sports | 103,557,000 | – | – | – | – | 103,557,000 | 177,140,954 |
| Ministry of Children, Community and Social Services | – | 15,247,426 | – | – | – | 15,247,426 | 18,581,000 |
| Employment and Social Development Canada | – | – | – | 657,500 | – | 657,500 | – |
| Funding reimbursed: | | | | | | | |
| Ministry of Children, Community and Social Services | – | – | (1,135,708) | – | – | (1,135,708) | – |
| | 103,557,000 | 15,247,426 | (1,135,708) | 657,500 | – | 118,326,218 | 195,721,954 |
| Investment income recorded as revenue | 3,382,420 | 206,000 | – | – | – | 3,588,420 | 1,978,809 |
| Grants pledged | (95,619,300) | (14,529,600) | – | – | – | (110,148,900) | (202,051,400) |
| Agent grants paid | – | – | – | – | (1,070,000) | (1,070,000) | (4,245,800) |
| Grantmaking expenses | (10,959,167) | (3,078,863) | – | (39,435) | (1,747,204) | (15,824,669) | (17,918,331) |
| Support services | (2,393,769) | – | – | – | – | (2,393,769) | (2,220,206) |
| Amortization | (118,016) | (1,119) | – | – | – | (119,135) | (188,702) |
| Partnership grants | (1,847,534) | – | – | (618,065) | – | (2,465,599) | (1,613,000) |
| Grants rescinded or recovered | 4,749,897 | 227,700 | – | – | 811,186 | 5,788,783 | 3,834,524 |
| Amounts recognized as Ontario government funding | (102,805,469) | (17,175,882) | – | (657,500) | (2,006,018) | (122,644,869) | (222,424,106) |
| Change during the year | 751,531 | (1,928,456) | (1,135,708) | – | (2,006,018) | (4,318,651) | (26,702,152) |
| Deferred contributions, end of year | \$ 6,688,177 | \$ 629,418 | \$ – | \$ – | \$ 1,528,486 | \$ 8,846,081 | \$ 13,164,732 |

ONTARIO TRILLIUM FOUNDATION

Notes to Financial Statements (continued)

Year ended March 31, 2023

4. Deferred contributions and grants payable (continued):

Youth Opportunities Fund:

On November 7, 2013, the Foundation signed an agreement with the Ministry of Children and Youth Services ("MCYS") to administer the Youth Opportunities Fund ("YOF") to provide grants for community-based and positive youth development projects that improve conditions for youth who face multiple barriers to positive outcomes in the Greater Toronto Area.

Local Poverty Reduction Fund:

On November 19, 2015, the Foundation signed an agreement with the Provincial Government and MTCS to act as an administrative agent for the Local Poverty Reduction Fund, a granting program to provide funding to support innovative, community-driven projects that measurably improve the lives of those most affected by poverty. The transactions were deferred until such time that grant payments were made or operating expenses are incurred. The Ministry of Children, Community and Social Services ("MCCSS") was responsible for application review and approval, and the Foundation supported applicants through the application process and manages the grants once they were approved.

The total funding received from MCCSS was \$49,371,625 over six years.

The program ended on March 31, 2022. In May 2022, the program balance was returned to the Provincial Government.

ONTARIO TRILLIUM FOUNDATION

Notes to Financial Statements (continued)

Year ended March 31, 2023

4. Deferred contributions and grants payable (continued):

Community Building Fund:

On February 11, 2021, the Foundation signed an agreement with MTCS to administer the Community Building Fund Program. The total funding received from MTCS was \$105,000,000. The purpose of the program was to provide recovery support to municipalities, Indigenous communities and non-profit organizations in the heritage, sport and recreation, tourism, and culture sectors impacted by COVID-19. The program was a time-limited, application-based program that will provide funding to eligible organizations through three funding streams: (i) Operating Funding; (ii) Capital Funding; and (iii) Strategic Initiatives. Operating Funding provided emergency operating relief. Capital Funding supported investments in infrastructure repairs, rehabilitation and renovation, in order to meet public health protocols and local community needs. Strategic Initiative Grants were approved by the MTCS for organizations that required more than the maximum program threshold and/or did not meet program parameters.

Employment and Social Development Canada: Investment Readiness Program:

On March 25, 2022, the Foundation signed an agreement with Employment and Social Development Canada ("ESDC") to administer the Social Innovation and Social Finance Strategy: Investment Readiness Program. The total funding received from ESDC was \$657,500. The purpose of the program was to support social purpose organizations to improve their capacity and ability to participate in the social finance market, access new investment opportunities, and move along the investment readiness continuum.

- (b) Once OTF pledges grants for distribution, the grants are recorded as grants payable. Grants pledged and not yet distributed are payable, subject to the receipt of funds by OTF and to certain performance conditions placed on the recipients. The continuity of Community Investment grants payable is as follows:

| | 2023 | 2022 |
|-----------------------------------|----------------|----------------|
| Grants pledged | \$ 110,148,900 | \$ 202,051,400 |
| Grants rescinded | (4,291,900) | (2,716,300) |
| Grants paid | (194,959,700) | (159,639,400) |
| | (89,102,700) | 39,695,700 |
| Grants payable, beginning of year | 208,580,500 | 168,884,800 |
| Grants payable, end of year | \$ 119,477,800 | \$ 208,580,500 |

ONTARIO TRILLIUM FOUNDATION

Notes to Financial Statements (continued)

Year ended March 31, 2023

4. Deferred contributions and grants payable (continued):

Grants are payable to various organizations in the fiscal years ending March 31 as follows:

| | |
|------------|----------------|
| 2024 | \$ 86,353,300 |
| 2025 | 22,940,700 |
| 2026 | 7,286,900 |
| 2027 | 1,953,800 |
| 2028 | 793,100 |
| Thereafter | 150,000 |
| | <hr/> |
| | \$ 119,477,800 |

Included in grants payable is \$1,386,881 (2022 - \$1,845,400) relating to partnership grants.

5. Allocation of expenses:

The Foundation allocates certain of its support services expenses based on the proportion of the total staff directly involved with grantmaking and partnership grants. The following percentages were used to calculate the allocation: grantmaking: 55.28% (2022 - 55.8%) and partnership grants: 0.75% (2022 - 0.72%).

Support services reported in the statement of operations of \$2,393,769 (2022 - \$2,220,206) are reported after allocation of \$3,384,036 (2022 - \$3,836,200) to grantmaking expenses and \$37,809 (2022 - \$39,900) to partnership grants.

6. Partnership grants:

Partnership grants are grants to non-profit organizations that perform activities such as research and development, convening, knowledge sharing, capacity building and providing technical assistance to the sector. These partnerships are innovative in nature and their objective is to maximize impact across the sector and the province. Grants are issued in accordance with OTF's Partnership Investment Policy introduced in 2021.

ONTARIO TRILLIUM FOUNDATION

Notes to Financial Statements (continued)

Year ended March 31, 2023

7. Indemnification of officers and directors:

OTF has indemnified its past, present and future directors, officers, employees and volunteers against expenses (including legal expenses), judgments, and any amount actually or reasonably incurred by them in connection with any action, suit or proceeding in which the directors are used as a result of their service, if they acted honestly and in good faith with a view to the best interests of OTF. The nature of the indemnity prevents OTF from reasonably estimating the maximum exposure. OTF has purchased directors' and officers' liability insurance with respect to this indemnification.

8. Financial risks:

(a) Liquidity risk:

Liquidity risk is the risk that the Foundation will be unable to fulfill its obligations on a timely basis or at a reasonable cost. The Foundation manages its liquidity risk by monitoring its operating requirements. The Foundation prepares budget and cash forecasts to ensure it has sufficient funds to fulfill its obligations.

Accounts payable and accrued liabilities are generally due within 60 days of receipt of an invoice.

(b) Market risk:

Market risk is the risk that changes in market prices, such as foreign exchange rates or interest rates, will affect the Foundation's income or the value of its holdings of financial instruments. The objective of market risk management is to control market risk exposures within acceptable parameters while optimizing return on investment.

(c) Interest rate risk:

Interest rate risk is the risk that the fair value of future cash flows or a financial instrument will fluctuate because of changes in the market interest rates.

Financial assets and financial liabilities with variable interest rates expose the Foundation to cash flow interest rate risk. The Foundation is exposed to this risk through its investments.

ONTARIO TRILLIUM FOUNDATION

Notes to Financial Statements (continued)

Year ended March 31, 2023

8. Financial risks (continued):

As at March 31, 2023, had prevailing interest rates increased or decreased by 1%, assuming a parallel shift in the yield curve, with all other variables held constant, the estimated impact on the market value of bonds would approximate \$1.07M.

The Foundation's investments are disclosed in note 2.

There have been no significant changes to the risk exposures from 2022.

9. Change in accounting standards:

PS 3280 Asset Retirement Obligations:

On April 1, 2021, the Entity adopted Canadian public sector accounting standard PS 3280 Asset Retirement Obligations. The new accounting standard addresses the reporting of legal obligations associated with the retirement of certain tangible capital assets, such as asbestos removal in retired buildings by public sector entities. The standard was adopted on the modified retroactive basis at the date of adoption. Management assessed their legal obligations and concluded there is no impact.