



Ontario Trillium Foundation

2012 | 2013 Annual Report



Building Healthy and Vibrant Communities

www.otf.ca

July 29, 2013

The Honourable Michael Chan
Minister of Tourism, Culture and Sport
9th Floor, Hearst Block
900 Bay Street
Toronto, Ontario M7A 2E1

Dear Minister Chan,

On behalf of the Board of Directors of the Ontario Trillium Foundation (OTF), I am pleased to submit our Annual Report for the fiscal year 2012-2013.

In this report you will find a brief summary that highlights the goals achieved by the Foundation. Also included is a list of grants made and our audited financial statements. This year we have chosen to highlight our new Strategic Framework, as well as our Future Fund. The theme for the 2012/2013 Future Fund was: **Design Lab & Beyond: Future Fund Supporting Youth Social Entrepreneurship in Ontario**. The projects we have chosen to support will build infrastructure to help young social entrepreneurs get their business ideas off the ground. We are excited and proud to support them.

The Foundation is committed to building healthy and vibrant communities across Ontario through community-based initiatives that strengthen the capacity of the voluntary sector. We are grateful for the government's trust and for the annual funding as it has allowed us to continue to have a breadth of impact in communities across the province.

Our volunteer Board of Directors and Grant Review Teams, supported by a dedicated and knowledgeable professional staff, continue to provide outstanding leadership. We share a collective pride in the Foundation's successes, as described in this report.

We value the effective working relationship OTF has with your ministry, and we look forward to continuing our important work together.

Sincerely,



Dr. Dev R. Sainani, Chair of the Board



Table of Contents

Message from the Chair, Dev Sainani	4
Message from the Chief Executive Officer	6

■ **Accountability, Impact and Organizational Effectiveness**

Review of 2012-2013 Achievements	8
Our Vision, Mission and Values	11
Our Strategic Framework	12

■ **Building Healthy and Vibrant Communities**

OTF Future Fund	16
Granting Activities	21
Grants Summary	22
Community Grants	23
Algonia, Cochrane, Manitoulin, Sudbury	23
Champlain	26
Durham, Haliburton, Kawartha, Pine Ridge	31
Essex, Kent, Lambton	34
Grand River	36
Grey, Bruce, Huron, Perth	38
Halton-Peel	41
Hamilton	44
Muskoka, Nipissing, Parry Sound, Timiskaming	46
Niagara	48
Northwestern	50
Quinte, Kingston, Rideau	50
Simcoe-York	55
Thames Valley	58
Toronto	61
Waterloo, Wellington, Dufferin	66
Province-Wide Grants	69
Future Fund Grants	73
Community Capital Fund Grants	74

■ **Partners in Serving Ontario**

Board of Directors	76
Grant Review Team Members	77
Staff	85

■ **Financial Report**

Report on Financial Performance	89
Auditor's Report	90
Statement of Financial Position	91
Statement of Operations	92
Statement of Changes in Net Assets	93
Statement of Cash Flows	94
Notes to Financial Statements	95

Message from the Chair, Dev Sainani



It was an honour to be appointed Chair of the Ontario Trillium Foundation (OTF) Board of Directors in December 2012. I am very familiar with the important work of the Foundation as I have been involved with the organization for almost eight years – five as a Grant Review Team Member and three as a member of the Board of Directors. I look forward to working with all of the dedicated staff and volunteers in my new role to ensure that we continue to support important programs and community organizations.

On behalf of our staff and volunteers, I would like to thank Lucille Roch, who stepped down as Acting Chair of the OTF, a role which she held since June 2012. Under her leadership, OTF was able to support many important needs and priorities throughout the province.

This has been a year of transition and change at the Ontario Trillium Foundation, Andrea Cohen Barrack came in as the new CEO, and I began my tenure as new Chair of the Board. Change is good and I think that we can look forward to positive outcomes for the future.

Andrea is a passionate and experienced leader. She has taken the lead on ensuring that we finalize our new Strategic Framework and implement our Strategic Map. I feel confident that with this plan we will remain focused on our Sector Priorities in: Arts and Culture; Environment; Human and Social Services; and Sports and Recreation.

The government of Ontario continued to recognize the value of our work with \$120 million of funding in 2012-2013. I would like to thank the Honourable Michael Chan, Minister of Tourism, Culture and Sport, for his unwavering support of OTF and the communities we serve across Ontario.

Our 2012- 2013 Future Fund focused on building infrastructure for young social entrepreneurs. This was a new, unique and dynamic way of funding. You can read a special feature about the process and the interesting projects that we chose to fund in this Annual Report. We believe that this has been an important way to help young social entrepreneurs get their ideas off the ground and build successful businesses. We invested close to \$5 million in the Future Fund.

This year our Community Capital Fund (CCF) came to a close. This was a one-time, \$50 million fund, which began in 2010 when OTF was asked to administer it on behalf of the Government of Ontario. The CCF supported capital project retrofits, new construction and investment in equipment for organizations serving diverse cultural communities. I am pleased that we supported worthwhile construction and capital projects which often have a difficult time receiving funding.

In 2012-2013, the Foundation invested \$110,854,300 in 1,303 grants to charitable and not-for-profit organizations in our four funding sectors across the province:

- We contributed more than \$47.6 million to grants in the human and social services sector;
- We supported the sports and recreation sector with more than \$23.7 million in grants;
- We invigorated the arts and culture sector with more than \$26.2 million in funding; and
- We dedicated more than \$13.4 million to the not-for-profit environment sector.

OTF celebrated a milestone in 2012 - its 30th year of existence. I am very proud of all the fine work our staff, Grant Review Teams and partners do across the province. We have been funding important needs and priorities in many communities. We have always tried to fund pro-actively, but I believe that we are now setting the stage to build critical mass and develop specific areas. For example, we are increasingly supporting initiatives that create economic opportunities for youth and members of diverse communities. We believe that these projects will have a long-term impact in their communities.

I am grateful to the volunteer Board of Directors and the Grant Review Team members who serve alongside me. This is a true team effort and their insight and commitment to ensuring that we fund worthwhile projects is greatly appreciated. The Foundation's success is a result of their fine work.

I would like to acknowledge our staff across the province who work tirelessly with our community partners in ensuring that we adapt to local needs and priorities, fund innovative and impactful programs and help us identify upcoming trends. They ensure that the voices of some of the smallest communities across the province are heard.

When I first began my volunteer work at OTF as a Grant Team Member in the Thames Valley Region in 2005, I saw first-hand how OTF grants help support local communities. As Chair of the Board, I look forward to helping the Foundation continue its important work and to ensuring its success. Building strong, healthy communities is a team effort and I am honoured to be part of this important team.

A handwritten signature in black ink, appearing to read 'Dev R. Sainani', with a stylized flourish at the end.

Dr. Dev R. Sainani, Chair of the Board

Message from the Chief Executive Officer



This has been an exciting, productive and eventful year for the Ontario Trillium Foundation (OTF). It has been almost a year since I first started at OTF and I continue to be impressed by the hard work, talent and dedication of the staff, volunteers and Board members. In the past year I've had the opportunity to travel to all of the regions in the province to meet with local staff, local Grant Review Team members and our grantees and I have been humbled by their commitment to creating positive impact in their communities.

It has been a year of transition at OTF, both with my arrival as the new CEO, and with the appointment of Dr. Dev Sainani, as new Chair of our Board of Directors. This transition has provided the opportunity to assess and reflect on the work of the Foundation and make strategic decisions that will ensure that OTF can achieve our mission in alignment with government priorities and in support of the policy directions of the Ministry of Tourism, Culture and Sport.

I am pleased that we were able to put forward a new Strategic Framework, "Investing for Impact", that will guide our investments into the future. This has served and will continue to serve as an organization-wide strategy which has had two major benefits:

1. It supports a shared focus and shared operational plan for 2012-13 and beyond.
2. It has given us a way to measure our performance on all of our activities in support of our Mission.

Within this context, for the next three years, OTF's new Strategy Map identifies three main goals that focus on bringing value to our key stakeholders – the Province of Ontario, the not-for-profit and voluntary sector, and our applicants and grantees.

The key goals include:

1. Delivering high-value and accountable investments of public funds;
2. Enhancing the Public Benefit sector across Ontario in collaboration with our partners;
3. Supporting applicants and grantees to maximize their impact.

It is important to note the shift in our language from "granting" to "investments". This purposeful shift indicates a slightly different view to the resources that we allocate. We are investing in communities because we expect to see a social return on the investment and we want to make sure that our grantees, who are our partners in this, have the resources to deliver on this return.

This year OTF had three main investment vehicles; Community grants, Province-wide grants, and Future Fund grants.

The Future Fund grant was introduced in 2007/08 and sets aside funding to achieve targeted outcomes and support innovative initiatives to enhance the future of Ontario communities. The theme for the 2012/13 Future Fund was: **Design Lab & Beyond: Future Fund Supporting Youth Social Entrepreneurship in Ontario**. A description of the interesting process and examples of some of the exemplary programs that we supported are highlighted in this report. I believe these are important and innovative projects that will build the capacity and sustainability of the sector.

In this fiscal year, the Foundation was pleased to continue to implement recommendations made by the Auditor General to demonstrate value for money. Some of the highlights of our work include:

- improving our systems to ensure that our granting processes are transparent and equitable;
- ensuring that we adequately monitor our grants to ensure compliance and quality;
- ensuring that our granting decisions reflect that those applications that will have the highest community impact will be funded.

We recognize that as an agent of the government of Ontario we have a great responsibility to utilize the resources we've been given in the most effective and efficient way possible by ensuring that we direct our funding to programs aligned with our strategic priorities. To help achieve this goal, this year we created a new Quality Assurance Unit. This not only helps us manage risk in the organization but it also ensures that we are continuing to improve our internal processes, systems and operations.

Because our applicants and grantees are two of the major stakeholders of the Foundation, over the past year, we held our second Grantee and Applicant Perception Survey in order to understand how the Foundation is meeting their needs. This is important because it is through our applicants and grantees that we are able to serve Ontarians and meet our mission of building healthy and vibrant communities.

The survey indicated that on most of the measures the Foundation is doing really well. However, there were a couple of areas for improvement that were identified, including improvements to make the application process more efficient. We are committed to ongoing improvement as an organization so that we can continue to meet the evolving needs of the not-for-profit sector.

One of the great strengths of OTF is that we support local volunteer decision-making through the Grant Review Teams. This year we have put in place a staff team dedicated to Volunteer Relations in order to support our volunteers across Ontario in the very important job that they have. Our volunteers are exceptionally knowledgeable about the challenges that face their communities, the community assets that exist and how they may be leveraged to find solutions to complex issues. We are fortunate that they are committed to working as part of our organization.

I would like to commend our skilled and passionate staff team for the work that they do on behalf of the Foundation and not-for-profit sector. This year has been a time of great change and great opportunity and the staff of the Foundation have demonstrated commitment to the ongoing mission and mandate of the organization.

We have put some of the foundational pieces in place this year to position ourselves for the possibilities that exist in the future, recognizing that we are in an era of uncertainty and change. But with that uncertainty and change comes a sense of possibility and we are looking forward to working with our staff, volunteers and all of our partners toward building communities where people are included, engaged, working collaboratively, and proud to live in their healthy and productive communities.

I would like to thank Dev Sainani, the Chair of the Board, and our volunteer Board of Directors for their guidance and leadership.

I'm extraordinarily grateful to be part of an organization that impacts communities across the province through the grants that we make and I believe that we are well positioned to continue to fund important community needs into the future.



Andrea Cohen Barrack, Chief Executive Officer



Accountability, Impact and Organizational Effectiveness

Ontario Trillium Foundation Review of 2012-2013 Achievements

The Ontario Trillium Foundation Business Plan for the year covered three major performance goals, each with supporting objectives. The following summarizes the organization's achievements relative to those goals and objectives.

GOAL 1 :: Make investments to economically strengthen local communities and enhance the capacity of the voluntary sector

Objective 1 :: Make grants to achieve priorities

Achievements included:

- Allocated 100% of the year's granting budget, by granting program and by catchment area, subject to modest variations, including \$3 million toward the Healthy Communities Fund initiative.
- Achieved granting targets within sector allocation ranges by granting 24% of funds in the arts and culture sector, 12% in the environment sector, 43% in the human and social services sector and 21% in the sports and recreation sector.
- Granted \$5.2 million for Future Fund grants around the theme of "Growing Economic Opportunities for Young Social Entrepreneurs".
- Under the Community Capital Fund program, completed a final round of grant approvals, making 29 grants totaling nearly \$5.8 million, bringing the total value of grants awarded under this program to \$49.5 million.

Objective 2 :: Enhance the Impact of OTF Grants

Achievements included:

- Launched a new Strategic Framework, Investing for Impact, in January 2013. (Additional information on the Framework is included below under Goal 2.)
- Advanced the Foundation's work on understanding the indicators of healthy and vibrant communities, by commissioning a new report on Wellbeing in Ontario, and beginning the development of a prototype framework for reporting on wellbeing at a regional level.
- Continued to support the long-term impact of Ontario's not-for-profit sector by emphasizing organizational capacity building, identified as one of the "Strategic Enablers" in the new Strategic Framework.
- Refined high engagement monitoring and evaluation practices with Future Fund grantees, including new elements such as an Innovation Lab and a Project Pitch session, to support the development of innovative and highly collaborative initiatives.
- For every \$10.00 granted over the past three years, grant recipients reported they leveraged an average of an additional \$15.60 in volunteer time, in-kind contributions, and direct funding from other sources.

Accountability, Impact and Organizational Effectiveness

Objective 3 :: Strengthen the Foundation's Role as a Leader and Convenor

Achievements included:

- Continued to act as a convenor, catalyst, and thought-leader in the Ontario not-for-profit sector, including the organization of 46 learning and networking events across the province.
- Convening and knowledge sharing activities encouraged networks and other forms of partnerships, helped voluntary sector organizations share information, and encouraged grant applications from under-served and under-privileged populations, including Aboriginal, Francophone, ethno-cultural and racial minority, northern, and rural groups.
- Continued to contribute to the research and capacity-building efforts of the Partnership Project as well as the Open for Business review of Ontario's not-for-profit sector.
- Commissioned new research from the Centre for Spatial Economics on the economic multiplier effect of OTF grants and investments in the not-for-profit sector overall, and from Social Asset Measurements Inc. on the Social Return on Investment from OTF capital and project grants.
- Launched a Community Knowledge Exchange initiative with Community Foundations Canada.
- The Foundation's leadership in the area of Developmental Evaluation (DE) continued, with the completion of the DE report on the Ashoka Changemakers program for innovation in educational opportunities for Aboriginal youth, and the launch of a major DE study linked to the new Future Fund initiatives.

Objective 4 :: Enhance the Equity and Accessibility of OTF Funding

Achievements included:

- Carried out targeted outreach to encourage grant applications from under-served and under-privileged populations, including Aboriginal, Francophone, ethno-cultural and racial minority, northern, and rural groups, and groups in urban priority neighbourhoods.
- In the final round of the Community Capital Fund, eligibility criteria were expanded to include organizations serving First Nations, Métis, and Aboriginal communities.
- Granting to First Nations, Métis, and Aboriginal communities, as well as Francophone communities, continued to be higher than historic levels.
- Commissioned applicant and grantee perception reports from the Center for Effective Philanthropy in 2012/13. The findings from these studies will inform a full review of the Foundation's application process in 2013/14.

GOAL 2 :: Continue implementation of the results of the 2009/2010 strategic review of grant-making strategies and services

The Foundation launched its new Strategic Framework, Investing for Impact, in January 2013. As planned, the new Framework includes four granting priorities for each of the sectors OTF funds, which support a set of "Strategic Enablers" or core building blocks of healthy and vibrant communities – Capacity Building,

Accountability, Impact and Organizational Effectiveness

Collaboration, Innovation, Inclusion, Civic Engagement, Responding to Local Context – as well as Local Areas of Granting Focus developed by each of OTF's Grant Review Teams and the Province-Wide Grant Review Committee.

The Framework was successfully implemented in the last quarter of 2012/13 in preparation for the March 1, 2013 granting deadline, supported by a new grants assessment process and extensive training for OTF staff and volunteers.

Goal 3 :: Enhance Organizational Effectiveness

- Made significant progress in the implementation of recommendations from the Auditor General's value-for-money audit, including enhanced governance practices.
- Implemented a more comprehensive internal audit plan, including increased emphasis on risk management and implementation of previous internal audit recommendations.
- Maintained a high ranking as a cost-effective foundation.
- Pursued opportunities for delivering granting programs for other government ministries on a cost-recovery basis and initiated a new approach to entering into strategic partnerships with other funders and stakeholders in the sector.
- Completed the first phase of a new IT strategy to support the implementation of the new Strategic Framework.
- Enhanced Communications and Public Affairs strategies to more effectively demonstrate the impact of OTF grants on communities across the province.
- Completed workforce planning initiative.
- Developed and implemented a mandatory orientation program for new grantees which is delivered across the province after every granting cycle.



OUR VISION, MISSION AND VALUES

The Ontario Trillium Foundation, Canada's leading grantmaking foundation, is an agency of the Government of Ontario.

Our vision

The Ontario Trillium Foundation enables Ontarians to work together to enhance the quality of life in their communities. We believe that communities across Ontario are rich in talent, creativity and drive, and our grants stimulate communities to build on these assets.

Our mission

Building healthy and vibrant communities throughout Ontario by strengthening the capacity of the voluntary sector, through investments in community-based initiatives.

Our core values and operating principles

The following core values and operating principles guide the Ontario Trillium Foundation and shape its organizational culture. Our volunteers and staff are dedicated to reflecting these values in their actions and relationships.

Accountability and transparency

We appreciate the trust placed in us by the Government of Ontario, and safeguard the public funds we receive through rigorous accountability controls. Our communications programs and operational processes ensure that our guidelines and grant decisions are accessible and transparent to the public.

Excellence

Because we believe passionately that our work enhances the quality of life for people across Ontario, we aim to achieve the highest professional standards of excellence.

Volunteer and staff leadership

Our leadership depends on skilled staff working in productive partnership with knowledgeable volunteers who understand the needs of local communities in their region. Our staff and volunteer human resources practices foster this creative synergy.

Inclusiveness and innovation

Our policies and programs acknowledge that the people of Ontario are diverse and dynamic and that community needs differ across the province. We support creative initiatives that respond to the real needs of Ontario's varied and evolving communities.

Integrity and respect

Our grant decision-making processes, business practices and communications strategies are governed by the principles of honesty, integrity and fairness. We treat all stakeholders respectfully, including volunteers, staff, grant applicants and members of the public.

Efficiency and impact

We are determined to ensure that public funds are well invested and that our grantmaking and grant-monitoring processes are cost efficient. We consistently measure and evaluate results based on grant outcomes.

Strategic Framework

Investing for Impact

The mission of the Ontario Trillium Foundation is to build healthy and vibrant communities throughout Ontario by strengthening the capacity of the voluntary sector through investments in community-based initiatives. The Foundation provides grants to Ontario's charitable and not-for-profit organizations working in the arts and culture, environment, human and social services, and sports and recreation sectors.

To achieve a mission of this breadth and depth the Foundation has a strategic framework in place to guide granting decisions. The framework also identifies several strategies and priorities for each of the sectors.

OTF Enablers

Overarching strategic enablers are the building blocks to achieve our mission.



Capacity Building

Volunteer and not-for-profit organizations are resilient and adapt to the needs of the communities they serve – locally and provincially. In addition safe and accessible places to meet, work and play are essential to communities.



Civic Engagement

Ontarians of all ages and backgrounds are encouraged and supported in their efforts to improve community life through a wide range of volunteer activities and in participation in community initiatives and events.



Inclusion

Building more inclusive communities ensures that barriers of all types are addressed; and that diversity, one of Ontario's key assets, is valued, fostered and celebrated.



Innovation

Creative approaches that fully realize opportunities and effectively address challenges faced by every community are supported and encouraged. By developing new ideas or adapting best practice we can stimulate new opportunities for vibrant and resilient communities.

Strategic Framework



Collaboration

Connections with others, both individually and organizationally, support strong communities. Partnerships and new ways of working together are fostered in order to achieve greater impact.



Responding to Local Contexts

OTF supports local initiatives and local decision making that responds to the unique and diverse needs of communities.

How OTF does its work

Based on the mission, built on the strategic enablers and guided by the priorities, knowledgeable and committed staff and volunteers are able to address the opportunities and needs identified by local and provincial grant applicants.

Locally-appointed volunteer Grant Review Teams (GRTs) and regionally-based OTF staff ensure communities large and small are represented in 16 OTF catchments, or granting areas. Each of the 16 GRTs has determined Local Areas of Granting Focus to address the need for local context in decision-making.

Provincial decision-making is guided by an appointed Board of Directors whose members oversee provincial grant decisions based on the same strategies and sector priorities. Provincial Areas of Granting have also been identified.

The Strategic Framework guides OTF activities within the broader not-for-profit sector including its relationships with stakeholders and research, knowledge sharing and community engagement.

OTF Sector Priorities

Building on the overarching strategic enablers and recognizing that each sector has a unique opportunity to contribute to the health and vibrancy of Ontario, sector priorities guide and focus decision-making to help achieve the highest impact for every OTF investment. There are four priorities for each sector.

In addition, to know that OTF investments are making a difference across the province and to ensure they have an impact, we have identified desired outcomes to measure the changes that will help us achieve our mission. Each sector priority has one or two associated desired outcomes.

Arts and Culture

Preserve, promote and celebrate diverse cultures and heritages

- More and better activities that celebrate the diverse cultures of the province
- More heritage sites preserved and promoted

Strategic Framework

Broaden participation and engagement in arts and culture

- More people participating and engaged in arts and culture, especially those who would not otherwise have access

Foster and strengthen the capacity, vibrancy and growth of the artistic and cultural community

- Better skills, talent, leadership and collaboration in arts and cultural communities
- More and better physical spaces where arts and cultural activities can take place

Leverage the power of the arts for positive social change, community building or economic impact

- More arts and cultural activities that transform communities and lives in positive ways

Environment

Build the capacity of communities to develop local and sustainable food systems

- More local and sustainable food systems are accessible in Ontario
- Local and sustainable food systems have led to improved community well-being

Engage Ontarians in initiatives that reduce greenhouse gas emissions (GHG) and increase energy conservation

- Increased energy conservation
- More people and organizations are engaged in initiatives that reduce GHG emissions, particularly those who have not traditionally been a part of the sector

Support innovative initiatives that protect and build green infrastructure

- Green infrastructure is maintained and developed in communities

Build the capacity of the sector to safeguard and restore ecosystems

- Ecosystems are restored and safeguarded
- More people and organizations are working to restore and safeguard ecosystems, particularly those who have not traditionally been a part of the sector

Human and Social Services

Support initiatives that remove barriers and promote or increase equitable access to social and economic participation in community life

- Greater civic engagement (and economic participation) in community life, particularly for those who would not otherwise have access

Strategic Framework

- Greater access to community activities or volunteer initiatives, particularly for those who would not otherwise have access

Support the capacity of organizations to adapt, innovate, collaborate and embrace sustainable ways of working together in order to achieve better outcomes

- Organizations are working together in creative ways to respond to community issues or issues identified by communities
- Better skills, talent, leadership, collaboration and sustainability in the not-for-profit sector

Foster networks and intermediary organizations that strengthen the sector overall

- More and better intermediary organizations and networks that affect change on issues identified by communities

Support projects that engage Ontarians in developing more resilient communities

- More initiatives that mobilize communities to affect positive change

Sports and Recreation

Strategically renew infrastructure, with an emphasis on multi-use facilities, shared space and equipment

- Strengthened and renewed sports and recreation physical infrastructure
- Greater use and planning for multi-use facilities by sports and recreation organizations or activities to increase capacity of the sector

Broaden access to, and improve quality and safety of active living programs

- Higher quality active living programs
- More people participating in quality and safe active living programs, especially those who would not otherwise have access

Improve the social and economic well-being of Ontarians and their communities by leveraging the benefits of sports and recreation

- More people are connected to their community as a result of sports and recreation
- More sports and recreation and physical activities that transform communities and lives in positive ways

Strengthen sector capacity and leadership by increasing knowledge and improving skills of volunteers and staff

- Better skills, talent, leadership and collaboration in sports and recreation communities
- More knowledge sharing to support evidence-based decisions and best practices

OTF Future Fund: Embarking on a Bold, New Theory of Philanthropy



In 2007, the Ontario Trillium Foundation launched the Future Fund, testing a bold, new theory of philanthropy for the Foundation. The Future Fund supports projects that create significant and sustainable change in a specific area, using distinct and innovative approaches.

Over the years, the Future Fund projects have built capacity within various sectors, supported job skill-building, encouraged thinking around social enterprise, and initiated partnerships and collaborations in new and sustainable ways.

2012/2013 Future Fund will strengthen support for young social entrepreneurs in Ontario

Many young men and women are developing wonderful ideas which will lead to social change and benefit their communities, while at the same time allow them to earn a living. In order to get their projects up and running, young social entrepreneurs require infrastructure such as access to on-line networks, expert advice, mentors, information, education and funding.

The aim of the 2012/13 Future Fund was to develop infrastructure that will support and help youth grow their social entrepreneurial ideas, and the Foundation has invested over \$5 million toward this goal.

Future Fund

Jackie Powell and Tracey Robertson, OTF Program Managers, were seconded from their positions to design and implement the new Future Fund program.

“OTF intentionally focused on building and strengthening support systems and infrastructures instead of funding the social enterprises themselves. These infrastructures will impact a large and diverse group of young social entrepreneurs, helping them get their ideas off the ground,” explains Jackie.

What makes the Future Fund different from the other OTF programs?

- We seek system wide, transformative change;
- We look for collective impact by leveraging support from other funders;
- We focus on high engagement with those who have been funded;
- We continuously measure the impact of these initiatives.

Developing ideas through a unique process

According to Tracey Robertson, “The grantee selection process for the 2012-2013 Future Fund was very different from the traditional OTF selection process. In order to understand the needs of young social entrepreneurs and ensure that OTF would fund the most impactful infrastructures, the Grant Review Committee embarked on a unique and extensive process for grant-making which included several important steps.”

1. Assessing the environment

The first significant step was a survey and online open forum which garnered over 500 responses from people in the industry and generated interest and excitement. This helped map the existing social entrepreneurship infrastructure landscape in the province.

2. Expert consultations


OTF held three meetings bringing together experts from Toronto, Ottawa and the Northern regions to share ideas which resulted in valuable feedback for building new infrastructures and strengthening existing ones.

3. Discussion and ideas session

In order to generate ideas, create synergies among diverse sectors, and look at ways to support young social entrepreneurs, a “Design Lab” was held in October. Participants at the two-day gathering included industry experts, representatives from the for-profit and not-for-profit sectors, mentors, investors and young social entrepreneurs.

4. Pitching the ideas

Following the Design Lab, sixteen collaborative teams were chosen to pitch their infrastructure ideas in a “Dragon’s Den” format, where they received feedback and advice from a panel of community thought leaders and experts*. Seven initiatives were chosen to receive funding.



Generating ideas at the OTF Design Lab in October 2012

Infrastructure needs identified

“Although online resources were identified as being very important, it was interesting that many young entrepreneurs felt that opportunities to have face-to-face time with experts were key,” says Tracey.

Based on the comprehensive process, some of the key infrastructure components identified included peer networks; more opportunities for mentorship and coaching; easier access to business and social entrepreneurial experts; a physical space or “hub” which would provide access to online and educational resources as well as a place to network; and a “systems connector” which would connect people to experts and resources. Easier access to funding and improved virtual platforms were also identified.

Along with these key components, a set of characteristics were identified, which OTF felt were essential to strengthen and balance a strong social entrepreneurship ecosystem.

These include:

- The system should be nimble and flexible AND include both traditional and non-traditional structures;
- The initiatives should include emergent, risky and bold ideas, integrated with or building on existing infrastructures;

Future Fund

- Virtual and online platforms are valuable, but they do not stand alone and should be complemented with face-to-face connections;
- Young social entrepreneurs should be linked with experienced social entrepreneurs;
- Social entrepreneurs and business entrepreneurs should benefit through cross-fertilization; and
- Collaboration across multiple sectors (private – public – academic), expertise, geography and cultural diversity will strengthen the system.

Our 2012/13 Future Fund Recipients

“We are very excited that this year, the OTF team chose to support seven collaborative initiatives. We believe these will have a collective impact and will help build a robust youth social entrepreneurship support system for Ontario,” says Tracey. “OTF will be working with the teams over the next three years. All seven initiatives have individual or complementary components that contribute to strengthening the infrastructure system. The majority of the projects are piloting new and innovative ideas.”

Examples of the types of projects the Foundation funded:

- Strengthening infrastructure in Northern Ontario by developing a “laboratory” where young social entrepreneurs, experts in the not-for-profit sector, for-profit sector and angel investors will come together to create collaborations.
- Building a network of existing social enterprises in First Nation communities and adding new youth social entrepreneurship opportunities for youth in remote Northern communities;
- Providing opportunities for organizations serving youth at-risk to bring a social entrepreneurship approach to their work;
- Creating “hubs” where experts and young entrepreneurs will come together in a physical space for face-to-face learning, peer mentorship, coaching and sharing educational resources.
- Building networks in three regions for young social entrepreneurs. These networks will include peer support, mentorship and coaching, business expertise, access to capital, access to educational resources, system connectors, physical spaces and a virtual platform. The networks will be located in the Kitchener/Waterloo area, Sudbury and one more location in the province.
- Developing resources for young entrepreneurs in the arts to support emerging talent in fashion, music and art. The infrastructure will assist them in transforming their art into businesses that can provide sustainable incomes and viable careers.

Collective Impact and Sustainability

OTF will continue to measure the impact, learn from the initiatives and ensure that the projects stay on track and evolve. The goal is to develop an ecosystem which can help young social entrepreneurs now and in the future.



* Please note: An additional 18 local community organization projects shared in \$1 million from the Future Fund. The complete list is on page 73.

Granting Activities 2012-2013

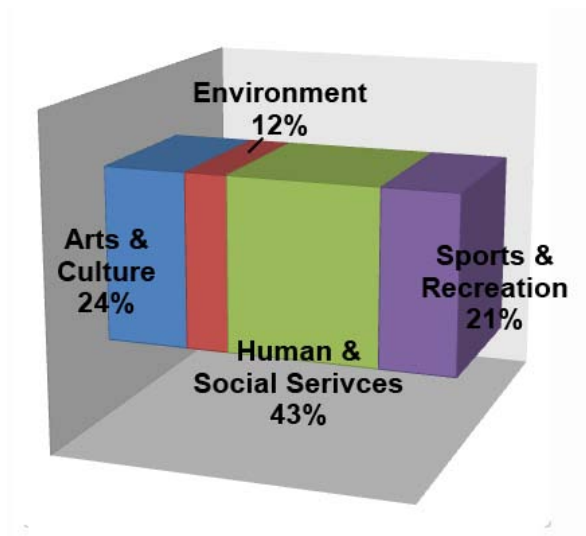
Grants Approved - OTF Programs

	Amounts Approved	No. of Grants
Community Grants	\$85,087,500	1,172
Province-Wide	\$20,518,800	106
Future Fund	\$5,248,000	25
Total Grants Approved	\$110,854,300	1,303

OTF Overall Grants by Sector - From April 1, 2012 to March 31, 2013

Target Range

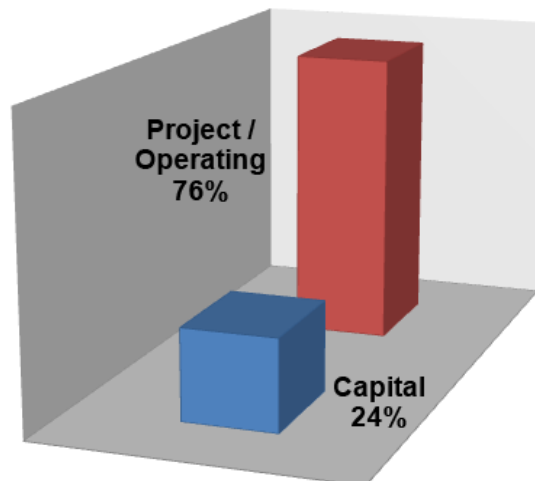
Arts & Culture	20-50%
Environment	5-20%
Human & Social Services	30-60%
Sports & Recreation	20-50%



OTF Overall Grants by Budget Fund - From April 1, 2012 to March 31, 2013

Target Range

Capital	20-40%
---------	--------



Grants Summary

Community Grants	Amount	Grants
Algoma, Cochrane, Manitoulin & Sudbury	\$3,361,600	86
Champlain	\$7,709,100	135
Durham, Haliburton, Kawartha & Pine Ridge	\$6,413,700	72
Essex, Kent, Lambton	\$4,843,200	52
Grand River	\$2,142,100	59
Grey, Bruce, Huron & Perth	\$2,583,300	72
Halton Peel	\$9,952,000	93
Hamilton	\$2,998,600	42
Muskoka, Nipissing, Parry Sound & Timiskaming	\$1,724,700	35
Niagara	\$3,313,000	51
Northwestern	\$2,040,900	42
Quinte, Kingston, Rideau	\$4,062,400	66
Simcoe York	\$8,906,100	89
Thames Valley	\$4,247,600	74
Toronto	\$15,456,700	132
Waterloo, Wellington & Dufferin	\$5,081,700	64
Sub-Total	\$84,836,700	1,164
Grants subsequently modified or rescinded	\$250,800	8
Total Community Grants	\$85,087,500	1,172
Province-Wide Grants	\$20,321,300	106
Amount subsequently modified or rescinded	\$197,500	
Future Fund Grants	\$5,248,000	25
TOTAL OTF GRANTS	\$110,854,300	1,303
Community Capital Fund Grants *	Amount	Grants
TOTAL COMMUNITY CAPITAL FUND GRANTS	\$5,787,600	29

* Funded by the Government of Ontario, administered by OTF

Community Grants

Algoma, Cochrane, Manitoulin, Sudbury

Organization Name	Amount	Term
Alzheimer Society Timmins-Porcupine District	\$37,500	1 year
Arts Council of Sault Ste. Marie & District	\$11,400	6 months
Banque d'aliments Sudbury Food Bank	\$100,000	2 years
Big Brothers Association of Sault Ste. Marie, ON	\$41,700	2 years
Blind River Cross Country Ski Club	\$15,000	1 year
Blind River Curling Club	\$32,000	1 year
Carrefour francophone de Sudbury as lead organization on this collaborative	\$60,000	1 year
CCEJ Centre de consultation pour l'embauche des jeunes as lead organization on this collaborative	\$47,700	3 years
Centre Francophone de Sault Ste-Marie	\$14,600	1 year
Centre régional de Loisirs culturels inc.	\$45,000	1 year
Chapleau Cree First Nation	\$75,000	1 year
Chapleau Curling Club	\$10,600	1 year
Club Action Hearst	\$75,600	2 years
Community Living Timmins Integration Communautaire	\$45,000	1 year
Coniston Curling Club	\$36,000	1 year
Conseil des Arts de Hearst	\$15,000	1 year
Eat Local Sudbury Co-operative Inc	\$123,300	3 years
Espanola Horticultural Society	\$15,800	1 year
Espanola Ski Club Incorporated	\$2,700	1 year
FormationPLUS, Centre de formation francophone pour adultes as lead organization on this collaborative	\$15,900	1 year
Greater Sudbury Environment Network	\$89,400	2 years
Howland Senior Citizens Club	\$50,000	1 year
Iroquois Falls Access Transit	\$36,700	1 year
Kapuskasing Golden Age Centre de L'age d'or	\$27,900	1 year
Ken Brown Recovery Home Foundation	\$60,000	1 year
L'Association canadienne-française de l'Ontario (du grand Sudbury) inc.	\$93,900	2 years
Centre de Formation et de perfectionnement du Grand Sudbury as lead organization on this collaborative	\$21,000	1 year
Le Club amical du Nouveau Sudbury	\$70,000	1 year
Le Salon du livre de Hearst	\$15,000	1 year
Manitoulin Streams Improvement Association	\$35,000	1 year
Mattagami Ski Club	\$14,000	1 year

Community Grants

Algoma, Cochrane, Manitoulin, Sudbury

Organization Name	Amount	Term
Meals On Wheels (Sudbury)	\$60,700	1 year
Minto Counselling Centre as lead organization on this collaborative	\$10,000	1 year
Moose Cree First Nation as lead organization on this collaborative	\$76,800	2 years
Moose Cree First Nation	\$24,600	1 year
Municipality of Central Manitoulin	\$30,000	1 year
Municipality of Wawa	\$59,000	1 year
Myths and Mirrors Community Arts, Inc.	\$115,000	3 years
Navy League of Canada Sudbury Branch	\$9,700	1 year
Nickel City Sound Sudbury's Women's Barbershop Chorus	\$15,000	1 year
North Algoma Literacy Coalition	\$34,400	1 year
North Shore Agricultural Society	\$13,900	1 year
Northern Ontario Research Development, Ideas and Knowledge	\$6,400	6 months
Northern Ontario Research, Development, Ideas and Knowledge (NORDIK) Institute as lead organization on this collaborative	\$92,700	2 years
Ojibways of Garden River	\$13,700	1 year
Onaping Falls Golden Age Club	\$8,000	1 year
Onaping Falls Nordics Ski Club Incorporated	\$15,000	1 year
Pauline's Place Non-Profit Homes Inc.	\$16,500	1 year
Porquis Recreation Association	\$5,400	1 year
Rotary Club of Chapleau Inc. as lead organization on this collaborative	\$10,000	1 year
Royal Canadian Legion Branch 561 - Elliot Lake	\$15,000	1 year
Salon du livre du Grand Sudbury	\$110,500	3 years
Sault Amateur Soccer Association Inc.	\$15,000	1 year
Sault Community Information & Career Centre Inc.	\$75,000	2 years
Sault Search and Rescue Inc.	\$6,000	1 year
Sault Ste Marie Economic Development Corporation as lead organization on this collaborative	\$50,000	1 year
Sault Ste Marie Innovation Centre as lead organization on this collaborative	\$55,000	2 years
Sault Ste. Marie Horse and Pony Club	\$28,400	1 year
Sault Symphony Association	\$45,000	1 year
Second Mile Club of Cochrane no. 206	\$10,900	1 year
Seizure & Brain Injury Centre	\$31,500	1 year

Community Grants

Algoma, Cochrane, Manitoulin, Sudbury

Organization Name	Amount	Term
Serpent River First Nation (Wiidawtegowinini)	\$38,400	1 year
Smooth Rock Falls Golf course	\$15,000	1 year
St Joseph's Health Centre of Sudbury as lead organization on this collaborative	\$50,000	1 year
Stella Nova Gymnastics Centre	\$15,000	1 year
Sudbury Theatre Centre as lead organization on this collaborative	\$37,500	1 year
The Algoma Sailing Club Inc.	\$29,500	1 year
The Gore Bay Curling Club Incorporated	\$33,900	1 year
The Indian Friendship Centre in Sault Ste. Marie	\$50,700	1 year
The Noelville & District Rod & Gun Club Inc.	\$50,000	1 year
The Northern Artist Gallery	\$46,800	2 years
Thessalon First Nation	\$72,700	1 year
Timmins Gold Mine Tour & Museum	\$15,000	1 year
Timmins Native Friendship Centre	\$92,400	2 years
Timmins Ski Racers Inc.	\$15,000	1 year
Timmins Symphony Orchestra Inc.	\$63,900	1 year
Town of Gore Bay	\$11,900	1 year
Town of Northeastern Manitoulin and the Islands	\$25,000	6 months
Township of Assiginack	\$18,100	1 year
Township of Chapleau	\$87,000	1 year
Township of Moonbeam / Municipalité de Moonbeam	\$15,000	1 year
Township of Sables-Spanish Rivers	\$6,600	1 year
Vermilion River Stewardship	\$103,200	2 years
White Buffalo Road Healing Lodge Inc.	\$31,500	3 years
White River District Historical Society	\$40,000	1 year
Wintergreen Fund For Conservation as lead organization on this collaborative	\$5,700	6 months
Total	\$3,361,600	
Total Grants	86	

Community Grants

Champlain

Organization Name	Amount	Term
28th Ottawa Scouting Group	\$14,600	1 year
Access Work Service	\$27,200	1 year
Agape Centre (Help to the Needy) Cornwall Inc.	\$150,000	3 years
Air Cadet League of Canada - 742 National Capital Squadron	\$15,000	1 year
Air Gliders Trampoline Club	\$20,300	1 year
Amethyst Women's Addiction Centre	\$42,000	1 year
Aphasia Centre of Ottawa-Carleton	\$75,000	1 year
Arnprior Dragon Boat Club	\$25,600	1 year
Association française des propriétaires de boisés de l'Est de l'Ontario inc.	\$65,000	1 year
Big Brothers Big Sisters of Cornwall and District	\$22,000	1 year
Bonechere River Watershed Project	\$89,000	2 years
Boys and Girls Club of Ottawa as lead organization on this collaborative	\$34,900	1 year
Brave-Hearts Riding Club	\$42,200	1 year
Brewer Park Community Garden	\$22,400	1 year
Bytown Museum	\$20,100	1 year
Canadian Organic Growers Ottawa Chapter as lead organization on this collaborative	\$224,600	3 years
Canadian Organic Growers Ottawa Chapter	\$105,000	2 years
Canadian Parents Of Murdered Children and Survivors of Homicide Victims Inc.	\$25,300	2 years
Canadian Rugby Union	\$27,300	6 months
Caribbean Nations Canada Organization	\$25,000	1 year
Centre Charles-Émile-Claude, Centre polyvalent des aîné(e)s inc.	\$50,000	1 year
Centre culturel du conseil de vie française de Cornwall	\$53,600	1 year
Centre de ressources de la Basse-Ville d'Ottawa inc. / Lowertown Resource Centre of Ottawa Inc.	\$69,700	2 years
Centre de ressources communautaires Orléans-Cumberland	\$48,500	1 year
Centre de services à l'emploi de Prescott-Russell Inc.	\$18,000	1 year
Centre Marysabel Center	\$32,000	1 year
Centre multiservices francophone de l'Ouest d'Ottawa	\$256,000	2 years
Chapman Mills Sound Connection	\$5,300	1 year
Club Fil d'argent Clarence-Rockland	\$21,800	1 year

Community Grants

Champlain

Organization Name	Amount	Term
Club Optimist Crysler Region Inc. as lead organization on this collaborative	\$60,000	1 year
Columbus House (Pembroke) Inc.	\$96,400	2 years
Communauté Congolaise du Canada Ottawa-Gatineau	\$50,000	1 year
Community Laundry Co-operative	\$89,500	2 years
Community Living Glengarry Inc.	\$132,100	2 years
Coopérative pour le bien-être des aînés francophones de l'est de l'ontario	\$21,000	1 year
Cornwall Rowing Club	\$15,000	1 year
Crichton Cultural Community Centre	\$50,000	1 year
Day of Information for a Lifetime of Action (D.I.L.A. Program) Journée d'Information pour une Vie d'Action (Programme J.I.V.A.)	\$44,000	1 year
Daybreak Non-Profit Shelter (Ecumenical) Corporation	\$20,000	1 year
Deep River Lawn Bowling Club	\$9,700	1 year
Deep River Yacht and Tennis Club	\$20,000	1 year
Ecology Ottawa	\$187,500	3 years
Eganville & District Athletic Association	\$32,700	1 year
Explorim.org	\$159,300	2 years
Families Matter Co-operative Inc.	\$57,800	1 year
Festival franco-ontarien (2006) inc.	\$80,000	2 years
Fondation Acacia	\$19,200	1 year
Friends of Bonnechere Parks as lead organization on this collaborative	\$37,700	1 year
Groupe Convex Prescott-Russell Inc	\$54,000	1 year
Heartwood House: au coeur de la vie	\$150,000	1 year
Hospice Renfrew Inc.	\$34,200	1 year
House of PainT Festival of Urban Arts and Culture	\$28,000	1 year
Jewish Family Services of Ottawa as lead organization on this collaborative	\$169,800	3 years
Jewish Family Services of Ottawa as lead organization on this collaborative	\$122,000	2 years
Killaloe Curling Club	\$30,000	1 year
Le Centre des services communautaires Vanier as lead organization on this collaborative	\$135,200	2 years
Le Club l'Amicale Belle Rive Inc.	\$85,000	1 year
Learning Disability Association of Ottawa Carleton	\$50,000	1 year
Les Chansonniers d'Ottawa inc.	\$7,000	1 year

Community Grants

Champlain

Organization Name	Amount	Term
Lost Villages Historical Society	\$46,500	1 year
Lotus Centre for Special Music Education	\$6,700	1 year
Mississippi Madawaska Land Trust Conservancy	\$33,400	2 years
Morrisburg Granites Association Incorporated	\$40,500	1 year
Multi-Cultural Arts for Schools and Communities (MASC)	\$199,000	3 years
Multifaith Housing Initiative	\$76,500	3 years
Music and Beyond Performing Arts	\$60,000	1 year
Musical Celebration Musicale Festival Competition Inc.	\$30,000	1 year
Nature Canada as lead organization on this collaborative	\$149,500	2 years
Nepean Blue Devils Basketball Association	\$15,000	1 year
Nigan Ahinabi	\$48,900	2 years
North Glengarry Township	\$33,000	1 year
Oneness-World Communications	\$85,000	2 years
Operation Come Home as lead organization on this collaborative	\$158,800	2 years
Organisme culturel et sportif Bolides d'Ottawa	\$20,700	2 years
Orléans Festival d'Orléans	\$40,000	1 year
OSGA 55+ - District 8	\$37,300	1 year
Osgoode Youth Association	\$34,000	2 years
Ottawa Community Concert Band	\$9,400	1 year
Ottawa Festival Network	\$110,000	18 months
Ottawa Network for Education	\$63,300	1 year
Ottawa Power Wheelchair Hockey League (OPWHL)	\$5,900	1 year
Ottawa River Runners/Les Coureurs de la Rivière Outaouais	\$15,000	1 year
Ottawa Riverkeeper/Sentinelles de la rivière des Outaouais as lead organization on this collaborative	\$100,000	2 years
Ottawa Riverkeeper/Sentinelles de la rivière des Outaouais	\$152,800	2 years
Ottawa Rowing Club	\$75,000	1 year
Ottawa School of Art	\$11,000	1 year
Ottawa Symphony Orchestra	\$50,000	4 years
Ottawa Youth Orchestra Academy/Academie des orchestres des jeunes d'Ottawa	\$19,000	1 year
Pacers Speed Skating Club of Ottawa	\$34,500	8 months
Phoenix Players Inc	\$16,000	1 year

Community Grants

Champlain

Organization Name	Amount	Term
Pinecrest Little League	\$14,000	1 year
Piste récréative Prescott-Russell Recreational Trail Inc	\$57,800	2 years
Rag and Bone Puppet Theatre	\$17,400	2 years
Renfrew and Area Seniors' Home Support	\$30,900	1 year
Renfrew County Community Futures Development Corporation	\$49,800	1 year
Réseau de développement économique et d'employabilité de l'Ontario (RDÉE Ontario) as lead organization on this collaborative	\$103,900	2 years
Rideau Curling Club	\$56,000	1 year
Royal Canadian Legion Branch 632 - Orleans	\$40,000	1 year
Rwanda Social Services and Family Counseling	\$34,300	1 year
S.D.& G. Community Futures Development Corporation	\$100,000	2 years
Scouts Canada Voyageur Council 14th Gloucester	\$14,000	1 year
Scouts Canada, Ottawa Medical Venturer Group (MedVent)	\$6,400	1 year
Shaw Woods Outdoor Education Centre Inc.	\$50,000	1 year
Shine Music Academy, Performance and Production of Ottawa	\$32,000	1 year
Soccer Multiculturel pour Jeunes Canadiens as lead organization on this collaborative	\$27,500	1 year
Social Planning Council of Ottawa / Conseil de planification sociale d'Ottawa as lead organization on this collaborative	\$13,700	1 year
Société franco-ontarienne du patrimoine et de l'histoire d'Orléans	\$25,000	2 years
Société franco-ontarienne du patrimoine et de l'histoire d'Orléans as lead organization on this collaborative	\$25,000	1 year
St. Lawrence Rowing Club	\$16,000	1 year
Sustainable Eastern Ontario Network	\$100,000	2 years
Tara Luz Danse	\$21,400	2 years
The Canadian Council of the Blind Inc.	\$125,000	1 year
The Excellence in Literacy Foundation	\$85,900	3 years
The Good Companions	\$73,100	1 year
The Greely Players	\$15,000	1 year
The Hearing Foundation of Canada/La Fondation Canadienne de l'Ouïe as lead organization on this collaborative	\$29,600	3 years
The Hub for Beyond 21 Foundation	\$119,000	2 years
The Leading Note Foundation	\$63,000	1 year
The Ottawa Art Gallery	\$51,700	1 year

Community Grants

Champlain

Organization Name	Amount	Term
The Ottawa Inuit Children's Centre	\$66,500	1 year
The Waupoos Foundation	\$30,000	1 year
Town of Arnprior	\$15,000	1 year
Town of Petawawa	\$45,000	1 year
Township of Madawaska Valley	\$5,400	6 months
Township of South Dundas	\$27,500	1 year
Township of South Stormont	\$15,000	1 year
Under One Roof Properties	\$130,000	2 years
Union culturelle des Franco-Ontariennes, Régionale de Prescott-Glengarry-Cornwall	\$16,700	1 year
United Way / Centraide Ottawa	\$142,000	3 years
Valley Arts Council Inc.	\$63,600	2 years
Vankleek Hill Music Festival	\$24,400	2 years
Victim Services of Renfrew County Inc	\$29,400	1 year
Wabano Centre for Aboriginal Health as lead organization on this collaborative	\$150,000	2 years
Watson's Mill Manotick Inc.	\$80,000	1 year
Western Ottawa Community Resource Centre	\$20,000	1 year
Total	\$7,709,100	
Total Grants	135	

Community Grants

Durham, Haliburton, Kawartha, Pine Ridge

Organization Name	Amount	Term
2013 World Lacrosse Inc	\$79,000	1 year
Abilities Centre Durham	\$150,000	1 year
Art Gallery of Northumberland	\$19,800	1 year
Art With A Heart Inc.	\$25,000	1 year
B!KE: The Peterborough Community Bike Shop as lead organization on this collaborative	\$198,700	3 years
Bethesda - House of Mercy as lead organization on this collaborative	\$159,600	3 years
Big Brothers Big Sisters of Clarington	\$102,700	3 years
Big Brothers Big Sisters of Peterborough	\$59,300	3 years
Buckhorn Community Centre & Athletic Association	\$34,300	1 year
Campbellford Lawn Bowling Club	\$5,300	1 year
Canadian Mental Health Association, Durham (CMHA Durham) as lead organization on this collaborative	\$76,200	18 months
Castleton-Colborne Optimist Club	\$15,000	1 year
Centerville Presbyterian Church	\$113,500	1 year
Children's Aid Society of Northumberland	\$68,600	2 years
Coboconk and District Lions Club	\$148,600	1 year
Colborne Curling Club	\$57,700	1 year
Community Counselling and Resource Centre	\$173,600	3 years
Community Foundation of Greater Peterborough	\$110,800	2 years
Community Living Durham North as lead organization on this collaborative	\$195,100	5 years
Community Opportunity and Innovation Network Peterborough Inc.	\$152,200	2 years
Conseil des organismes francophones de la région de Durham COFRD as lead organization on this collaborative	\$35,000	1 year
Conseil des organismes francophones de la région de Durham COFRD	\$99,500	2 years
Durham Chinese Canadian Culture Centre as lead organization on this collaborative	\$197,800	3 years
Durham Conservation Centres as lead organization on this collaborative	\$202,300	3 years
Durham Woodworking Club	\$21,800	1 year
Durham Youth Housing and Support Services	\$83,800	2 years
Environmental Action Bobcaygeon Incorporated	\$87,800	1 year
Environmental Earth Angels	\$50,400	1 year
Epilepsy Durham Region	\$69,400	2 years
Faith & The Common Good/La foi et le bien commun as lead organization on this collaborative	\$137,700	2 years

Community Grants

Durham, Haliburton, Kawartha, Pine Ridge

Organization Name	Amount	Term
Farms at Work	\$192,300	3 years
FishAbility Sports Club	\$13,200	1 year
Geriatric Health as lead organization on this collaborative	\$10,000	1 year
Glendale Tennis Club Inc.	\$63,700	1 year
Haliburton County Community Co-operative Inc as lead organization on this collaborative	\$48,300	3 years
Jamaican Self-Help Organization for the Relief of Poverty	\$112,500	2 years
John Howard Society of Peterborough as lead organization on this collaborative	\$149,300	2 years
Kawartha Heritage Conservancy	\$144,000	3 years
Kawartha Lakes Ontario Open Fiddle and Step Dance Contest	\$10,200	1 year
Kawartha Village Co-operative Homes Incorporated	\$75,100	1 year
Kinark Child and Family Services as lead organization on this collaborative	\$36,300	3 years
Kinsmen Minor Football League Inc. as lead organization on this collaborative	\$100,000	1 year
L'Assemblée des communautés francophones de l'Ontario, Durham- Peterborough as lead organization on this collaborative	\$49,200	1 year
Lindsay Curling Club Incorporated	\$51,300	1 year
Mount Pleasant Women's Institute	\$12,600	1 year
New Canadians Centre Peterborough	\$150,000	1 year
Northumberland Child Development Centre	\$149,900	2 years
Oak Shores Estate Community Association	\$150,000	1 year
Orono Horticultural Society as lead organization on this collaborative	\$40,100	1 year
PDAC	\$143,900	2 years
Peterborough Artists Inc	\$65,000	3 years
Peterborough Green-Up Association as lead organization on this collaborative	\$147,900	2 years
Peterborough New Dance and Performance	\$122,000	2 years
Peterborough New Horizons Bands	\$57,700	1 year
Rotary Club of Uxbridge as lead organization on this collaborative	\$150,000	1 year
Simcoe Hall Settlement House	\$150,000	1 year
Telecare Distress Centre of Peterborough as lead organization on this collaborative	\$107,200	3 years
The Academy Theatre Foundation	\$3,600	6 months

Community Grants

Durham, Haliburton, Kawartha, Pine Ridge

Organization Name	Amount	Term
The Capitol Theatre Heritage Foundation	\$160,000	3 years
The Lions Club of Beaverton	\$149,200	1 year
The Oshawa Curling Club	\$90,000	1 year
Toronto and Region Conservation Authority as lead organization on this collaborative	\$88,000	3 years
Township of Alnwick-Haldimand	\$18,800	1 year
Township of Cramahe as lead organization on this collaborative	\$150,000	3 years
Township of Dysart et al	\$49,500	1 year
Township of Galway-Cavendish and Harvey	\$7,500	1 year
Trent Valley Archives	\$28,100	1 year
Westben Arts Festival Theatre Inc.	\$143,000	2 years
Whitby Brass Band	\$38,000	1 year
Whitby Columbus Club	\$31,100	1 year
Whitby Junior Lacrosse Club	\$20,000	1 year
YMCA of Greater Toronto as lead organization on this collaborative	\$4,700	6 months
Total	\$6,413,700	
Total Grants	72	

Community Grants

Essex, Kent, Lambton

Organization Name	Amount	Term
404 Town House Sarnia Inc	\$14,900	1 year
Artcite Inc.	\$49,600	2 years
Arts Council - Windsor and Region as lead organization on this collaborative	\$145,000	2 years
Big Brothers of Sarnia-Lambton	\$57,600	1 year
Blenheim Blast Swim Team	\$29,800	1 year
Caldwell First Nation as lead organization on this collaborative	\$92,500	2 years
Caldwell First Nation	\$69,800	1 year
Canadian Mental Health Association Windsor-Essex County Branch	\$60,000	1 year
Centres for Seniors Windsor	\$145,100	2 years
Centres for Seniors Windsor as lead organization on this collaborative	\$145,000	3 years
Downtown Residents Association Windsor	\$8,000	1 year
Essex County Diversion Program Inc.	\$212,000	3 years
Forgotten Harvest Canada	\$150,000	2 years
Goodwill Industries - Essex Kent Lambton as lead organization on this collaborative	\$133,700	2 years
Grand Bend Art Centre	\$43,300	2 years
House of Sophrosyne	\$36,000	1 year
House of Toast Film & Video Collective as lead organization on this collaborative	\$111,400	2 years
Indigenous Education Coalition	\$74,000	1 year
Junior Achievement of Southwestern Ontario	\$13,600	1 year
Learning Disabilities Association of Lambton County	\$33,800	2 years
Navy League of Canada (Ontario Division) Sarnia Branch	\$19,300	1 year
Ontarion Immigrant Network Corporation as lead organization on this collaborative	\$120,000	2 years
Pathways Health Centre for Children	\$138,500	2 years
Pheasants Forever Canada Inc. as lead organization on this collaborative	\$75,000	1 year
PLACE DU PARTAGE	\$183,000	3 years
Réseau de développement économique et d'employabilité de l'Ontario (RDÉE Ontario) as lead organization on this collaborative	\$186,700	3 years
Rondeau Watershed Coalition	\$50,000	18 months

Community Grants

Essex, Kent, Lambton

Organization Name	Amount	Term
Royal Canadian Legion Branch 157 - Fort Malden, Amherstburg	\$38,300	1 year
Royal Canadian Legion Branch 465 - Merlin	\$53,000	1 year
Sarnia Lambton Rebound: A Program for Youth	\$153,000	4 years
Sarnia Lambton Workforce Development Board as lead organization on this collaborative	\$125,000	3 years
Sarnia Saints Rugby Club	\$8,600	1 year
Selkirk History Faire	\$5,000	1 year
Sexual Assault Survivors' Centre Sarnia-Lambton as lead organization on this collaborative	\$37,000	2 years
Softech Alliance Network as lead organization on this collaborative	\$165,100	3 years
Somali Community of Windsor as lead organization on this collaborative	\$56,500	1 year
St. Andrew's Residence, Chatham as lead organization on this collaborative	\$88,100	2 years
The Ground Floor Centre for Innovation as lead organization on this collaborative	\$206,200	3 years
The Inn of the Good Shepherd Inc.	\$41,000	1 year
The Multicultural Council of Windsor and Essex County as lead organization on this collaborative	\$85,500	18 months
The Multicultural Council of Windsor and Essex County as lead organization on this collaborative	\$56,000	1 year
The Sudanese Community Organization of Windsor Inc	\$158,900	3 years
The Windsor Youth Centre	\$239,500	3 years
Theatre Sarnia	\$35,500	1 year
Tourism Windsor Essex Pelee Island	\$20,000	1 year
Tri-County Literacy Network	\$51,000	1 year
United Way/Centraide Windsor/Essex County as lead organization on this collaborative	\$152,400	3 years
Windsor Essex Brokerage for Personal Supports	\$144,000	2 years
Windsor Residence Inc.	\$131,800	2 years
Windsor Symphony Society as lead organization on this collaborative	\$238,000	3 years
WindsorEssex Economic Development Corporation as lead organization on this collaborative	\$105,500	18 months
YMCA of Windsor and Essex County	\$50,700	1 year
Total	\$4,843,200	
Total Grants	52	

Community Grants

Grand River

Organization Name	Amount	Term
2/10 Dragoons Unit 341 of the Army, Navy, Air Force Veterans of Canada	\$8,000	6 months
2/10 Dragoons Unit 341 of the Army, Navy, Air Force Veterans of Canada	\$7,500	6 months
Alzheimer Society of Haldimand Norfolk	\$57,500	2 years
Arts After School Kids Incorporated	\$4,300	1 year
Bird Studies Canada as lead organization on this collaborative	\$46,000	1 year
Black Eye Boxing Inc.	\$11,700	6 months
Boys and Girls Club of Brantford	\$100,500	2 years
Brant Figure Skating Club	\$11,200	1 year
Brant Theatre Workshops Inc.	\$16,600	1 year
Brantford City Soccer Club	\$30,000	1 year
Brantford Moose Lodge 791 - Loyal Order Of Moose	\$18,100	6 months
Brantwood Residential Development Centre as lead organization on this collaborative	\$6,000	1 year
Burford Figure Skating Club	\$10,000	6 months
Caledonia Community Foundation	\$34,100	2 years
Caledonia Regional Chamber of Commerce as lead organization on this collaborative	\$33,000	6 months
Cayuga Gymnastics Club	\$24,800	1 year
CayugaFest	\$10,200	1 year
Community Living Haldimand	\$30,500	1 year
Community Resource & Employment Service (Brantford)	\$38,500	1 year
Community Support Centre Haldimand Norfolk	\$7,100	6 months
Cottonwood Mansion Preservation Foundation	\$35,000	2 years
Crossing All Bridges Learning Centre Inc.	\$48,700	2 years
Faith Lutheran Church	\$12,300	6 months
Federated Women's Institutes of Canada	\$25,900	1 year
FestCaribbean Inc.	\$20,000	1 year
Friendship House of Brant Inc. as lead organization on this collaborative	\$36,400	1 year
Glenhyrst Art Gallery of Brant	\$96,800	2 years
Grand River Community Health Centre as lead organization on this collaborative	\$87,000	2 years
Grand River Community Health Centre as lead organization on this collaborative	\$35,700	1 year
Grand River Conservation Authority as lead organization on this collaborative	\$74,100	1 year

Community Grants

Grand River

Organization Name	Amount	Term
Grand Valley Christian Centre	\$22,000	2 years
Haldimand Norfolk Work Group of Simcoe	\$56,500	1 year
Helping Ourselves through Peer Support & Employment	\$12,000	1 year
Hotinohsioni Incorporated as lead organization on this collaborative	\$81,900	1 year
Jarvis Lions Club	\$36,400	1 year
Kids Can Fly Early Child Development and Parenting Support as lead organization on this collaborative	\$14,000	1 year
Long Point Chamber of Commerce	\$50,000	1 year
Long Point Region Conservation Authority as lead organization on this collaborative	\$54,000	1 year
Nature's Calling! Environmental Education	\$12,400	15 months
No.6 RCAF Dunnville Museum 1999 Inc.	\$9,000	1 year
Norfolk Singers	\$65,000	3 years
Nova Vita Women's Shelter Incorporated	\$103,000	18 months
Nova Vita Women's Shelter Incorporated as lead organization on this collaborative	\$41,000	1 year
Old Town Hall Association	\$30,000	4 months
Ontario Genealogical Society, Haldimand County Branch	\$10,700	6 months
Recovery Theatre Inc.	\$3,000	6 months
Rotary Club of Caledonia	\$50,000	6 months
Rotary Club of Dunnville	\$32,200	6 months
Royal Canadian Legion Branch 461 - Dunsdon, Brantford	\$89,600	6 months
Simcoe Little Theatre	\$11,100	6 months
Six Nations Polytechnic Inc. as lead organization on this collaborative	\$44,700	1 year
South Dumfries Figure Skating Club	\$8,700	1 year
St. Paul's United Church - Paris	\$5,000	6 months
The Dunnville Soccer Park Corporation	\$9,500	6 months
The Houghton Brethren In Christ Community Church as lead organization on this collaborative	\$123,400	4 years
The Lions Club of Dunnville	\$50,000	6 months
Turkey Point Mountain Biking Club	\$30,000	1 year
Waterford District Community Foundation	\$14,500	6 months
Waterford Heritage Trail Association	\$95,000	1 year
Total	\$2,142,100	
Total Grants	59	

Community Grants

Grey, Bruce, Huron, Perth

Organization Name	Amount	Term
Allenford Curling Club	\$24,500	1 year
Alzheimer Society of Perth County as lead organization on this collaborative	\$60,000	1 year
Alzheimer Society of Perth County	\$74,000	2 years
Army, Navy & Air Force Veterans in Canada Unit 265	\$13,600	1 year
Army, Navy and Air Force Veterans Unit 261	\$38,500	1 year
Bach Music Festival of South Huron	\$11,200	1 year
Bayfield Town Hall Heritage Society	\$15,000	1 year
Bruce Peninsula Biosphere Association	\$98,200	2 years
Canadian Baseball Hall of Fame & Museum	\$60,000	1 year
Canadian Mental Health Assoc Grey Bruce Branch as lead organization on this collaborative	\$63,600	1 year
Central Peninsula Sno-Drifters as lead organization on this collaborative	\$15,000	1 year
Chepstow Lions Foundation	\$30,000	1 year
Chippewas of Nawash (Cape Croker)	\$36,300	3 years
Chippewas of Saugeen First Nation	\$55,000	2 years
Community Futures Development Corporation of Perth County as lead organization on this collaborative	\$25,000	6 months
Community Living Owen Sound and District	\$17,700	1 year
Durham Art Gallery	\$51,600	1 year
Dyers Bay Resort Association	\$15,000	1 year
Festival of Northern Lights Inc.	\$31,400	1 year
Georgian Bay Concert Choir	\$40,000	2 years
Georgian Bay Folk Society	\$40,700	1 year
Georgian Bay Treatment Centre	\$51,200	1 year
Grey Highlands Chamber of Commerce	\$54,200	18 months
Habitat for Humanity Grey Bruce	\$25,000	6 months
Habitat for Humanity Huron County	\$50,300	1 year
Habitat for Humanity Stratford Perth	\$38,500	1 year
Holland Centre & Williamsford District Lions Club	\$35,200	1 year
Huron Business Development Corporation as lead organization on this collaborative	\$67,200	2 years
Huron County Food Bank Distribution Centre Inc.	\$49,200	2 years
Huron Hospice Volunteer Service	\$20,000	1 year

Community Grants

Grey, Bruce, Huron, Perth

Organization Name	Amount	Term
Lake Huron Fishing Club	\$14,500	1 year
Lake Huron Learning Collaborative	\$7,600	1 year
Lions Club of Zurich as lead organization on this collaborative	\$41,100	1 year
Listowel Agricultural Society	\$10,000	1 year
Maadookii Seniors Group	\$82,900	2 years
Maitland Country Club	\$75,000	1 year
Marsh Street Community Centre	\$55,200	1 year
Meaford Scarecrow Invasion and Family Festival	\$6,900	1 year
Milverton Agricultural Society	\$26,900	2 years
Municipality of Central Huron as lead organization on this collaborative	\$25,000	1 year
Municipality of Huron East	\$15,000	1 year
Municipality of Huron East	\$65,900	1 year
Municipality of Huron East	\$9,100	1 year
Municipality of North Perth as lead organization on this collaborative	\$25,000	2 years
Municipality of North Perth	\$46,900	1 year
Municipality of West Perth as lead organization on this collaborative	\$17,700	1 year
North Perth Lacrosse Association Inc.	\$8,000	1 year
Off the Wall Stratford Artists Alliance	\$16,000	1 year
Ontario Pork Congress as lead organization on this collaborative	\$9,100	1 year
Owen Sound and Area Seniors Centre	\$60,100	2 years
Owen Sound Little Theatre	\$23,500	1 year
Owen Sound Revolver Club Inc.	\$33,800	1 year
Parks Lawn Bowling Club	\$10,900	1 year
Royal Canadian Legion Branch 102 - Walkerton	\$60,000	1 year
Royal Canadian Legion Branch 144 - Chesley	\$11,000	1 year
Royal Canadian Legion Branch 295 - Paisley	\$44,700	1 year
Saugeen Valley Children's Safety Village	\$62,500	1 year
Separated town of St. Marys	\$60,000	1 year
South Huron Optimist Club	\$15,000	1 year
St. Andrew's United Church - Sauble Beach	\$15,000	1 year

Community Grants

Grey, Bruce, Huron, Perth

Organization Name	Amount	Term
St. John Council for Ontario - Hanover Branch	\$60,000	1 year
Stratford Civic Orchestra	\$60,000	2 years
Stratford Kiwanis Music Festival	\$36,000	1 year
Stratford Tennis Club	\$46,300	1 year
The Colleen Lantz Memorial Run 4 Youth Inc.	\$5,300	1 year
The Rotary Club of Mildmay, Ontario Canada	\$12,000	1 year
Town of Blue Mountains as lead organization on this collaborative	\$15,000	1 year
Town of Blue Mountains	\$5,900	1 year
Town of Saugeen Shores	\$60,000	1 year
United Way of Bruce Grey as lead organization on this collaborative	\$61,600	2 years
Warton & District Agricultural Society	\$14,800	1 year
Women's House Serving Bruce & Grey	\$45,000	1 year
Total	\$2,583,300	
Total Grants	72	

Community Grants

Halton-Peel

Organization Name	Amount	Term
1188 Lorne Scots Royal Canadian Army Cadets Corps	\$49,500	1 year
Acton Agricultural Society	\$115,000	1 year
Acton Figure Skating Club	\$6,300	3 months
Affordable Housing Halton	\$136,200	2 years
AIDS Committee of Guelph & Wellington County as lead organization on this collaborative	\$189,900	3 years
Art Gallery of Mississauga	\$128,700	2 years
ActiveChefs	\$135,500	2 years
Arts Burlington	\$13,500	1 year
Big Brothers Big Sisters of Peel as lead organization on this collaborative	\$225,000	3 years
Brampton Board of Trade	\$105,000	2 years
Brampton Girls' Softball Association	\$75,000	1 year
Brampton Minor Lacrosse Association	\$6,800	6 months
Brampton Speed Skaters Inc	\$14,400	1 year
Burl-Oak Theatre Group	\$76,700	2 years
Caledon Agricultural Society	\$62,600	1 year
Caledon Meals on Wheels	\$142,800	2 years
CameronHelps 2006 Inc	\$142,500	2 years
Canadian South Asian Supporting Independent Living	\$122,300	3 years
Centre de Services de Santé Peel Halton	\$202,200	3 years
Citizens For The Advancement of Community Development	\$10,000	1 year
Community Development Halton as lead organization on this collaborative	\$181,500	3 years
Community Environment Alliance of Peel as lead organization on this collaborative	\$158,800	3 years
Community Foundation of Halton North	\$189,000	3 years
Community Living North Halton	\$187,000	30 months
Connect Learning Centre Inc.	\$183,900	3 years
Council of Agencies Serving South Asians (CASSA)	\$112,000	3 years
Credit River Anglers Association	\$213,600	3 years
Destination Campbellville Community Association	\$35,300	2 years
Don Rowing Club of Mississauga	\$37,100	1 year
FarmStart/ Ferme en marche	\$198,700	2 years
Fiesta Filipina Dance Troupe	\$70,000	1 year
Golden Horseshoe Orienteering	\$122,800	3 years

Community Grants

Halton-Peel

Organization Name	Amount	Term
Halton Family Services	\$23,800	6 months
Halton Hills Tennis Club	\$60,500	1 year
Halton Sportsmen's Association	\$54,300	1 year
Harmony Education Foundation as lead organization on this collaborative	\$296,500	4 years
Headwaters Communities in Action	\$100,000	3 years
HeartHouse Hospice Inc.	\$77,500	1 year
Hills of Headwaters Tourism Association as lead organization on this collaborative	\$47,600	3 years
Home Suite Hope Shared Living Corp.	\$59,000	1 year
Joshua Creek Heritage Art Centre	\$62,000	2 years
Kalayaan Filipino Cultural Organization as lead organization on this collaborative	\$14,000	1 year
Kerr Street Community Services	\$86,700	2 years
Knox Presbyterian Church	\$90,000	1 year
Learning Disabilities Association of Halton	\$30,200	1 year
Marathi Bhashik Mandal, Toronto, Inc	\$39,000	1 year
MIAG Centre for Diverse Women & Families as lead organization on this collaborative	\$193,600	3 years
Mississauga Children's Choir	\$5,500	1 year
Mississauga Legends Row	\$10,700	1 year
Mississauga North Baseball Association Inc.	\$249,700	2 years
Mississauga Potters' Guild	\$88,200	3 years
Mississauga Ringette Association	\$30,000	1 year
Mississauga Sailing Club	\$27,500	1 year
MonstrARTity Creative Community as lead organization on this collaborative	\$113,000	2 years
Newcomer Centre of Peel	\$217,200	3 years
North Bramalea United Church	\$132,600	1 year
Oak Park Neighbourhood Centre as lead organization on this collaborative	\$104,800	1 year
Oakville Chamber Orchestra	\$6,000	1 year
Oakville Family YMCA	\$225,000	3 years
Oakville Literacy Council	\$4,800	6 months
One Heart Canada - Youth Arts Initiatives	\$25,000	3 years
Our Place (Peel)	\$150,000	1 year
Pakmen Volleyball Club	\$20,000	1 year

Community Grants

Halton-Peel

Organization Name	Amount	Term
Peace Ranch	\$337,000	3 years
Peel Amateur Radio Club Incorporated	\$42,600	1 year
Peel Halton Workforce Development Group	\$94,700	3 years
People of Motherland Cultural Committee	\$20,000	1 year
Polish National Union of Canada, Branch 17	\$130,500	1 year
Port Credit Village Project	\$140,000	2 years
Portuguese Cultural Centre of Mississauga, Inc	\$100,000	1 year
Reach Out Centre for Kids as lead organization on this collaborative	\$149,400	2 years
Reel Youth	\$13,000	1 year
Rotary Club of Bolton Charitable Trust	\$19,000	1 year
Royal Canadian Legion Branch 114 - Oakville	\$104,400	1 year
Safe City Mississauga	\$218,500	3 years
Sierra Club of Canada Foundation	\$25,900	2 years
SustainMobility	\$118,000	3 years
Southern Currents Film and Video Collective	\$69,900	3 years
St. Christopher's Church	\$209,900	2 years
St. John's Anglican Church Nelson	\$115,800	1 year
St. Peter and Paul Serbian Orthodox Parish of Oakville and Mississauga	\$69,200	1 year
Support & Housing - Halton	\$212,000	3 years
The Community Foundation of Mississauga	\$170,000	3 years
The Healing Cycle Foundation	\$177,100	3 years
The Lighthouse Program For Grieving Children	\$202,000	3 years
The Mississauga Food Bank	\$97,300	2 years
The Oakville Children's Choir	\$117,700	2 years
Third Age Learning, Burlington	\$10,200	1 year
Tottering Biped Theatre Inc. as lead organization on this collaborative	\$20,000	1 year
United Way of Oakville	\$123,100	2 years
Volunteer MBC as lead organization on this collaborative	\$300,000	4 years
Xin Tian Di Senior Association	\$119,500	3 years
Youth Troopers for Global Awareness	\$131,000	2 years
Total	\$9,952,000	
Total Grants	93	

Community Grants

Hamilton

Organization Name	Amount	Term
African Canadian Network of Hamilton	\$147,200	2 years
Catholic Children's Aid Society of Hamilton as lead organization on this collaborative	\$30,000	3 years
Centre français Hamilton inc.	\$112,200	2 years
Centre français Hamilton inc. as lead organization on this collaborative	\$45,800	1 year
Centre3 For Print and Media Arts	\$20,000	1 year
Community Skills Training for Children of Hamilton Wentworth	\$34,500	1 year
Culture for Kids in the Arts	\$150,000	2 years
Dr. Bob Kemp Hospice Foundation Inc.	\$50,000	2 years
Food4Kids Hamilton Halton Niagara	\$93,800	2 years
Fraternity Hispanic Association	\$21,000	2 years
Friends of H.M.C.S. Haida	\$34,000	2 years
Glanbrook Home Support Programme Inc	\$37,400	2 years
Hamilton Cycling Club	\$14,900	1 year
Hamilton Eco-Action Network	\$30,700	1 year
Hamilton Executive Directors' Aboriginal Coalition	\$150,000	2 years
Hamilton Family Network	\$34,000	2 years
Hamilton Junior Football Club Inc.	\$20,000	1 year
Hamilton Literary Festival Association	\$62,700	3 years
Hamilton Music Collective	\$25,000	6 months
Hamilton Naturalists' Club	\$75,700	2 years
Hamilton Youth Steel Orchestra	\$31,700	1 year
Hamilton-Wentworth Green Venture	\$31,600	1 year
Immigrant Culture and Art Association	\$62,800	3 years
Industry-Education Council (Hamilton-Wentworth)	\$186,500	4 years
Interval House of Hamilton Wentworth	\$161,100	3 years
Neighbour to Neighbour Centre (Hamilton) as lead organization on this collaborative	\$141,800	2 years
Neighbour to Neighbour Centre (Hamilton)	\$89,200	2 years
P.A.T.H. Employment Services	\$85,200	2 years
Portuguese Support Services for Quality Living	\$35,100	1 year
Rotary Club of Hamilton Sunset/Telling Tales	\$13,100	1 year
Royal Canadian Legion Branch 551 - Waterdown	\$60,000	1 year
Scouts Canada, 55th Hamilton Scout Group	\$12,900	1 year
Social Planning and Research Council of Hamilton as lead organization on this collaborative	\$141,600	2 years

Community Grants

Hamilton

Organization Name	Amount	Term
Supercrawl Productions	\$174,000	3 years
The Hamilton Victoria Club	\$55,600	1 year
The Malhar Group Music Circle of Ontario	\$17,600	1 year
The St. Leonard's Society of Hamilton	\$32,700	1 year
The Waterdown-East Flamborough Heritage Society	\$53,300	1 year
Theatre Ancaster	\$74,700	1 year
Théâtre de l'Atelier 83	\$48,000	1 year
Workforce Planning Hamilton	\$151,200	2 years
YWCA Hamilton as lead organization on this collaborative	\$150,000	2 years
Total	\$2,998,600	
Total Grants	42	

Community Grants

Muskoka, Nipissing, Parry Sound, Timiskaming

Organization Name	Amount	Term
547 Canuck North Bay R.C. (Air) Cadets	\$8,900	1 year
Affirmative Dynamic Industries	\$96,700	1 year
Big Brothers Big Sisters of Muskoka	\$58,100	1 year
Centre Communautaire de Lavigne	\$10,000	1 year
City of Temiskaming Shores	\$29,900	1 year
Cultural Careers Council Ontario	\$65,000	3 years
Independent Living Services of Simcoe County & Area as lead organization on this collaborative	\$15,500	3 years
Le Centre culturel ARTEM	\$42,700	16 months
Les Compagnons des francs loisirs as lead organization on this collaborative	\$106,000	2 years
Matachewan First Nation	\$30,000	1 year
Mattawa Senior Citizens Club	\$13,400	1 year
Municipality of Temagami	\$39,300	1 year
Municipality of Temagami	\$122,700	1 year
Muskoka Community Futures Development Corporation	\$72,800	3 years
Muskoka Conservancy	\$33,200	1 year
New Liskeard Agricultural Society	\$40,500	1 year
North Bay Indian Friendship Centre	\$92,400	2 years
Royal Canadian Legion Branch 390 - South River Memorial	\$15,000	1 year
SAVOUR Muskoka	\$118,800	2 years
Seizure & Brain Injury Centre	\$13,500	1 year
SOUTH RIVER CURLING CLUB INC.	\$15,000	1 year
SouthShore Snowmobile Club	\$15,800	1 year
Temiskaming Nordic Ski Club	\$13,000	1 year
The Corporation of the Township of Harley	\$5,700	1 year
Town of Charlton & Dack	\$23,200	1 year
Town of Cobalt	\$41,200	1 year
Town of Huntsville	\$150,000	1 year
Town of Huntsville	\$36,000	1 year
Township of Chisholm	\$48,900	1 year
Township of Coleman	\$19,900	1 year
Township of Machar	\$47,300	1 year
Village of Burk's Falls	\$40,000	1 year

Community Grants

Muskoka, Nipissing, Parry Sound, Timiskaming

Organization Name	Amount	Term
West Nipissing Chamber of Commerce as lead organization on this collaborative	\$80,800	3 years
West Parry Sound District Museum	\$150,000	1 year
White Buffalo Road Healing Lodge Inc.	\$13,500	3 years
Total	\$1,724,700	
Total Grants	35	

Community Grants

Niagara

Organization Name	Amount	Term
62 Grimsby Phantom Squadron, Royal Canadian Air Cadets Sponsoring Committee	\$42,700	9 months
A.C.E.R. Inc (Association for Canadian Educational Resources) as lead organization on this collaborative	\$129,300	3 years
Business Education Council of Niagara	\$74,800	2 years
Canadian National Institute for the Blind, Niagara Office	\$80,800	2 years
Canadian Red Cross-Niagara	\$48,800	1 year
Carousel Players	\$10,000	6 months
CARSA Inc.	\$12,000	6 months
Catholic Children's Aid Society of Hamilton as lead organization on this collaborative	\$20,000	3 years
Central United Church	\$66,600	9 months
Centre de santé communautaire Hamilton/Niagara as lead organization on this collaborative	\$77,000	2 years
Community Living Grimsby, Lincoln and West Lincoln	\$112,900	1 year
Community Living St. Catharines	\$80,000	1 year
Community Outreach Program Erie	\$7,300	6 months
Filipino-Canadian Association of Niagara	\$5,900	9 months
Folk Arts Council of St. Catharines as lead organization on this collaborative	\$63,700	2 years
Foundation of Resources for Teens	\$111,800	2 years
Friends of Laura Secord	\$52,400	1 year
Gateway Residential & Community Support Services of Niagara	\$14,900	9 months
Grantham Lions Club	\$36,900	1 year
Hannah House Maternity Home	\$183,500	3 years
Head Injury Association of Fort Erie	\$15,000	1 year
Hope Furniture Bank	\$75,800	2 years
Hungarian Self Culture Society of Welland	\$44,300	1 year
Lakemount Worship Centre	\$26,800	9 months
Le Centre Polyvalent des Aînés Francophones de Port Colborne	\$39,700	1 year
Niagara 1812 Bicentennial Legacy Council Corporation	\$60,000	2 years
Niagara Antique Power Association	\$13,600	9 months
Niagara Artists' Company as lead organization on this collaborative	\$21,800	18 months
Niagara Chapter Native Women Inc.	\$30,000	9 months

Community Grants

Niagara

Organization Name	Amount	Term
Niagara Falls Art Gallery/Niagara Children's Museum	\$151,200	3 years
Niagara Falls Curling Club	\$28,500	6 months
Niagara Falls International Marathon Inc	\$75,600	2 years
Niagara Historical Society	\$24,200	1 year
Niagara Peninsula Community Resource Centre	\$102,400	18 months
Niagara Region Children's Safety Village	\$5,800	6 months
Niagara Resource Service For Youth	\$194,800	3 years
Niagara Sport Commission as lead organization on this collaborative	\$180,000	3 years
Niagara Sustainability Initiative	\$74,700	1 year
Niagara United Soccer Club	\$75,000	9 months
Port Colborne Association for Resource Extension	\$168,500	3 years
ShortHills Cycling Club	\$14,000	1 year
St. Catharines Cricket Club	\$13,400	9 months
St. Catharines Minor Baseball Association	\$3,400	6 months
St. Davids and District Lions Club	\$75,200	1 year
Start Me Up Niagara as lead organization on this collaborative	\$112,100	2 years
The Corporation of the City of Thorold	\$50,000	2 years
The Fergie Jenkins Foundation	\$115,000	1 year
Therapy Tails Niagara	\$9,000	1 year
Welland Soccer Club Inc.	\$75,000	9 months
Young Carers Initiative	\$136,100	2 years
YWCA of St. Catharines	\$70,800	9 months
Total	\$3,313,000	
Total Grants	51	

Community Grants

Northwestern

Organization Name	Amount	Term
Aguasabon Golf Club	\$52,800	1 year
Animbiigoo Zaagiiigan Anishinaabek First Nation (Lake Nipigon Ojibway)	\$50,000	1 year
Avila Music School	\$15,400	1 year
Beaten Path Nordic Trails	\$14,900	6 months
Canadian Red Cross Society, Thunder Bay and District Branch	\$65,500	1 year
City of Kenora	\$15,000	6 months
Dryden Entertainment Series Inc.	\$25,000	1 year
EcoSuperior Environmental Programs as lead organization on this collaborative	\$212,000	3 years
EcoSuperior Environmental Programs	\$93,600	1 year
Evergreen a United Neighbourhood	\$76,200	1 year
FinnThunder Festival 2012	\$10,000	3 months
Fort Severn First Nation	\$15,000	6 months
Geraldton Nordic Ski Club	\$6,300	1 year
Halkirk Twp. Fire Protection Team as lead organization on this collaborative	\$13,600	1 year
Hospice Northwest	\$31,500	1 year
Indian Youth Friendship Society	\$15,000	6 months
Journalists for Human Rights as lead organization on this collaborative	\$50,000	1 year
Kitchenuhmaykoosib Inninuwug (Big Trout Lake)	\$85,500	1 year
Lake of the Woods Arts Community	\$98,000	2 years
Lake of the Woods Soccer Association as lead organization on this collaborative	\$122,500	1 year
Lakehead Festival of Music and the Arts	\$9,300	1 year
Lappe Nordic Ski Club	\$15,000	6 months
Leadership Thunder Bay as lead organization on this collaborative	\$43,000	1 year
Little Lions Waldorf Daycare & Kindergarten (Thunder Bay) as lead organization on this collaborative	\$31,500	3 years
MacDowell Lake First Nation	\$15,000	1 year
Nibinamik First Nation	\$73,500	1 year
Northwest Angle No. 33 First Nation	\$12,300	1 year
NW ON - Royal Canadian Legion Branch 32 - Nipigon	\$66,500	1 year
Ojibways of Pic River	\$72,000	2 years

Community Grants

Northwestern

Organization Name	Amount	Term
Pioneer Club Atikokan	\$10,000	6 months
Rainy Lake Nordic Ski Club	\$25,900	1 year
Rainy River District Women's Institute Museum	\$15,000	1 year
Roots To Harvest as lead organization on this collaborative	\$144,800	3 years
Superior Cross Country Ski Club	\$14,000	1 year
The Thunder Bay National Exhibition Centre and Centre for Indian Art	\$75,000	1 year
Thunder Bay Nordic Trails	\$37,000	1 year
Town of Marathon as lead organization on this collaborative	\$75,000	1 year
Township of Atikokan	\$50,000	1 year
Township of Emo as lead organization on this collaborative	\$46,600	1 year
Township of O'Connor	\$27,200	1 year
Wauzhushk Onigum Nation	\$14,600	1 year
Willow Springs Creative Centre	\$99,900	3 years
Total	\$2,040,900	
Total Grants	43	

Community Grants

Quinte, Kingston, Rideau

Organization Name	Amount	Term
851 Prince Edward Squadron Royal Canadian Air Cadets	\$21,000	1 year
Bancroft Community Transit as lead organization on this collaborative	\$116,500	3 years
Bancroft Curling Club	\$107,300	1 year
Big Brother Association of Kingston & District	\$97,600	3 years
Brockville & Area Community Living Association	\$57,500	1 year
Carleton Place Chamber of Commerce as lead organization on this collaborative	\$77,900	2 years
Centre for Sustainable Watersheds as lead organization on this collaborative	\$69,600	2 years
Centreville Agricultural Society	\$62,300	1 year
Children's Mental Health of Leeds & Grenville as lead organization on this collaborative	\$75,000	1 year
Cloyne & District Historical Society	\$39,800	1 year
Community Response to Neighbourhood Concerns	\$110,000	1 year
Cumann Na Gaeltachta	\$61,700	1 year
Friends of East Lake as lead organization on this collaborative	\$69,100	2 years
Frontenac Arch Biosphere Network	\$59,000	1 year
Grenville Fish and Game Club	\$25,000	1 year
Health Pursuits Reading and Research: MEND	\$50,100	1 year
Hospice Renfrew Inc.	\$2,600	1 year
Kingston & Area Olympic Wrestling Club	\$35,000	1 year
Kingston Artists Association Incorporated	\$53,200	1 year
Kingston Frontenac Public Library Board	\$36,100	1 year
Kingston Handloom Weavers and Spinners	\$14,900	1 year
Kingston Potters' Guild	\$45,600	1 year
Kingston WritersFest	\$136,000	3 years
Land O' Lakes Curling Club Inc.	\$100,000	1 year
Le Centre social et culturel Frontenac	\$36,800	2 years
Madoc Trinity United Church	\$15,000	1 year
Mississippi Madawaska Land Trust Conservancy	\$40,900	2 years
Mohawks of the Bay of Quinte	\$70,600	1 year
Municipality of Hastings Highlands	\$15,000	1 year
Municipality of Tweed	\$14,000	1 year
North Hastings Community Cupboard	\$71,000	2 years

Community Grants

Quinte, Kingston, Rideau

Organization Name	Amount	Term
Old Church Theatre (Johnstown)	\$54,700	1 year
Operation Harvest Sharing	\$124,500	1 year
Pakenham Curling Club	\$50,000	1 year
Perth Theatre Project	\$107,300	1 year
Plainfield Community Homes	\$66,100	2 years
Polaris Institute	\$88,100	2 years
Quinte Dolphins Swim Club Inc	\$13,600	1 year
Recreation Outreach Centre, ROC	\$59,200	1 year
Reelout Arts Project Inc.	\$12,100	1 year
Royal Canadian Legion Branch 231 - Rideau Lakes, Portland	\$82,800	1 year
Royal Canadian Legion Branch 237 - Marmora	\$70,200	1 year
Royal Canadian Legion Branch 96 - Brockville	\$77,500	1 year
Royal Kingston Curling Club	\$33,500	1 year
Sharbot Lake United Church	\$23,400	1 year
Smiths Falls Railway Museum Corporation	\$68,000	2 years
St Matthews Anglican Church	\$10,600	1 year
Stirling Youth Action centre	\$89,400	2 years
Take Young People Seriously	\$132,500	3 years
The Delta Mill Society	\$86,400	1 year
The Hearing Foundation of Canada/La Fondation Canadienne de l'Ouïe as lead organization on this collaborative	\$75,900	3 years
The Heart of Hastings Hospice	\$87,500	1 year
The Joe Chithalen Memorial Musical Instrument Lending Library	\$14,900	1 year
The People's Theatre Kingston, Inc.	\$60,000	3 years
The Trillium School of Gymnastics Incorporated	\$71,800	1 year
Town of Mississippi Mills	\$70,000	1 year
Township of Elizabethtown-Kitley	\$125,200	1 year
Township of Leeds and the Thousand Islands	\$45,200	1 year
Township of Montague	\$32,500	1 year
Township of Stirling-Rawdon	\$44,100	1 year
Township of Stirling-Rawdon	\$150,000	1 year
Verona Free Methodist Church	\$72,900	1 year
Village of Merrickville-Wolford	\$37,700	1 year
Wellington District Lions Club	\$15,000	1 year

Community Grants

Quinte, Kingston, Rideau

Organization Name	Amount	Term
Wintergreen Studios	\$35,000	1 year
Youth Diversion Program	\$88,700	2 years
Total	\$4,062,400	
Total Grants	66	

Community Grants

Simcoe-York

Organization Name	Amount	Term
351 Silver Star Air Cadet Squadron	\$39,200	1 year
Abuse Program of York Region	\$26,000	1 year
Arts Society King	\$223,500	3 years
Association des francophones de la région de York Inc. as lead organization on this collaborative	\$128,000	2 years
Aurora Community Band	\$15,500	6 months
Back to Basics Social Developments	\$122,200	3 years
Barrie Cycling Club as lead organization on this collaborative	\$219,000	2 years
Barrie Cycling Club	\$218,200	4 years
Barrie Film Festival	\$149,100	1 year
BARRIE SKYLINERS BIG BAND	\$10,000	1 year
Big Brothers Big Sisters of York	\$140,500	3 years
Biminaawzogin Regional Aboriginal Women's Circle	\$105,500	2 years
Blue Hills Academy as lead organization on this collaborative	\$320,200	3 years
Brookside Music Association	\$28,600	2 years
Canadian National Institute for the Blind, Simcoe -York Chapter	\$223,400	3 years
Catholic Family Services of Simcoe County as lead organization on this collaborative	\$150,000	1 year
Collingwood and District Information Centre	\$73,400	1 year
Collingwood Dragon Boat and Canoe Club	\$21,300	2 years
Collingwood Rowing Club	\$74,800	1 year
Collingwood United Soccer Club	\$30,000	2 years
Community Heritage Ontario	\$7,700	1 year
DANI Developing And Nurturing Independence	\$345,000	3 years
East Gwillimbury Historical Society	\$11,100	1 year
Éco-Huronie	\$167,700	3 years
Elmvale Pastorale Charge	\$13,800	1 year
Elmvale Skating Club	\$31,800	4 years
Empowerment Through Achievement Vaughan Women's Shelter	\$91,700	2 years
Environmental Action Barrie	\$50,000	2 years
Evergreen as lead organization on this collaborative	\$100,000	2 years
Federation Of Badminton Clubs	\$214,500	4 years
FOCUS Community Development Corporation	\$185,100	3 years
Friends of the Utopia Mill & Park	\$96,600	1 year

Community Grants

Simcoe-York

Organization Name	Amount	Term
Georgina Arts Council	\$144,200	3 years
Georgina Dragon Boat Club	\$7,600	1 year
Georgina Historical Society	\$14,600	1 year
Girls Incorporated of York Region	\$50,300	1 year
Glen Shields Futbol Club	\$45,600	1 year
Hillel of Greater Toronto	\$106,000	2 years
Independent Living Services of Simcoe County & Area as lead organization on this collaborative	\$88,000	3 years
Kempfenfelt Pipes & Drums	\$23,500	1 year
Kerry's Place Autism Services	\$238,900	3 years
Keswick Model Aircraft Club Inc.	\$14,100	1 year
King City Skating Club	\$14,800	1 year
King Speed Skating Club	\$34,000	2 years
Local Enhancement and Appreciation of Forest	\$23,400	2 years
Markham African Caribbean Association	\$175,400	3 years
Markham Concert Band Inc. as lead organization on this collaborative	\$103,900	1 year
Markham Raiders Minor Football Association	\$15,000	1 year
Markham Village Festival Corporation as lead organization on this collaborative	\$207,300	2 years
Gateway Centre for Learning	\$105,000	2 years
Navy League of Canada (Ontario Division) Newmarket Branch	\$14,700	1 year
Oak Ridges Soccer Club	\$168,100	3 years
Ontario Band Association	\$161,000	3 years
Ontario Cycling Association as lead organization on this collaborative	\$68,600	2 years
Ontario Forestry Association	\$3,700	1 year
Ontario Track 3 Ski Association for the Disabled	\$223,300	3 years
Orillia & District Arts Council	\$15,000	6 months
Orillia Museum of Art & History	\$212,100	3 years
Orillia Native Women's Group	\$202,000	3 years
Prosserman Jewish Community Centre as lead organization on this collaborative	\$273,500	3 years
Ranji Singh Foundation	\$20,000	1 year
Royal Canadian Legion Branch 262 - Elmvale District	\$64,800	1 year
Royal Canadian Legion Branch 397	\$99,000	1 year
South Simcoe Community Information Centre	\$213,900	3 years

Community Grants

Simcoe-York

Organization Name	Amount	Term
Special Olympics Ontario Inc as lead organization on this collaborative	\$80,400	18 months
Stellula Music in Schools Inc.	\$20,000	1 year
Stouffville Baseball Association	\$50,000	3 years
Sutton Agricultural Society	\$47,400	1 year
Tamil Literary Garden	\$8,500	1 year
Telecare Distress Centre of Peterborough as lead organization on this collaborative	\$52,800	3 years
The David Busby Street Centre as lead organization on this collaborative	\$112,200	2 years
The Georgian Bay Native Friendship Centre	\$90,500	1 year
The Newmarket Ontario Chapter of SPEBSQSA Inc	\$24,000	2 years
The Sharing Place Orillia Incorporated	\$53,500	2 years
Tin Roof Global	\$66,000	2 years
Township of Clearview as lead organization on this collaborative	\$315,800	4 years
Township of Essa	\$21,600	2 years
Township of Springwater as lead organization on this collaborative	\$9,400	1 year
Township of Tiny	\$67,400	2 years
Unionville Home Society	\$13,600	1 year
Unionville Milliken Soccer Club Inc.	\$233,200	4 years
Victorian Order of Nurses, Toronto-York Region Branch	\$197,600	3 years
Voice of the Vedas Cultural Sabha Inc.	\$75,000	6 months
Windfall Energy Project as lead organization on this collaborative	\$159,000	2 years
World Snowsports Events Group as lead organization on this collaborative	\$100,000	2 years
York Region Food Network as lead organization on this collaborative	\$65,400	2 years
York Region Food Network as lead organization on this collaborative	\$223,200	2 years
Youth Environmental Network of York Region (YENYR)	\$8,400	1 year
Zephyr Art Gallery Inc	\$26,500	1 year
Total	\$8,906,100	
Total Grants	89	

Community Grants

Thames Valley

Organization Name	Amount	Term
Aeolian Hall Musical Arts Association	\$85,000	2 years
African Canadian Federation of London Ontario & Area	\$110,000	2 years
Alzheimer Society London and Middlesex	\$39,200	1 year
Alzheimer Society of Oxford	\$112,900	1 year
Anago (Non) Residential Resources Inc	\$59,600	1 year
Association canadienne-française de l'Ontario de London-Sarnia	\$15,900	1 year
Athletics Ontario as lead organization on this collaborative	\$30,000	6 months
Bethany Lutheran Church	\$25,000	1 year
Big Brothers Big Sisters of Ingersoll, Tillsonburg & Area	\$50,800	2 years
Canadian Latin American Association - CALA -	\$85,000	2 years
Centre communautaire régional de London	\$95,000	2 years
Cheshire Homes of London Inc.	\$26,500	2 years
Chippewas of the Thames	\$115,000	2 years
Columbus Club of St Thomas	\$46,500	8 months
Drumbo Agricultural Society	\$24,000	1 year
Eagle Community Centre (Inc)	\$9,100	6 months
Elgin Middlesex Oxford Workforce Planning and Development Board	\$19,400	1 year
Elgin-St. Thomas Youth Employment Counselling Centre	\$68,400	2 years
Embro Minor Ball Association	\$36,000	1 year
Emerging Leaders London Community Network	\$90,000	2 years
Family Math Canada Foundation	\$38,100	1 year
Glen Cairn Community Resource Centre as lead organization on this collaborative	\$127,000	2 years
Helping Unite Belmont Inc.	\$111,900	1 year
Innovation Centre for Entrepreneurs	\$80,000	2 years
Italian Seniors' Project	\$26,000	1 year
John Howard Society of London and District as lead organization on this collaborative	\$64,200	1 year
Junior Achievement of London & District	\$45,000	2 years
Kala Manjari	\$36,400	1 year
Komoka Railway Museum Inc.	\$18,200	1 year
La ribambelle centre préscolaire francophone de London	\$9,400	1 year
London Regional Art and Historical Museum	\$149,600	2 years

Community Grants

Thames Valley

Organization Name	Amount	Term
London Sports Council as lead organization on this collaborative	\$9,500	1 year
LVC London Volleyball Club	\$14,200	1 year
Mount Brydges Skating Club	\$12,400	1 year
Municipality of Thames Centre	\$50,000	1 year
Nokee Kwe Occupational Skill Development Inc.	\$75,000	1 year
Norwich and District Historical Society	\$35,400	8 months
Oneida Nation of the Thames	\$150,000	2 years
Optimist Club of East Oxford - Oxford Centre	\$24,400	1 year
OSGA District 29 - Huron Perth Middlesex	\$15,000	1 year
Over 55 (London) Inc	\$69,800	2 years
Oxford County Library Board	\$40,400	1 year
Oxford County Library Board	\$10,500	6 months
Oxford County Naval Veterans Association	\$45,000	1 year
Port Stanley Festival Theatre	\$103,000	1 year
Port Stanley United Church	\$46,300	1 year
Portuguese Canadian Club of Strathroy	\$25,300	1 year
ReForest London	\$120,000	2 years
Regroupement Multiculturel Francophone de London	\$62,000	2 years
Rotary Club of Aylmer	\$55,000	1 year
Royal Canadian Legion Branch 221 - West Elgin, West Lorne	\$4,800	8 months
Royal Canadian Legion Branch 341 - Parkhill	\$74,000	1 year
Serenity House Hospice Inc.	\$17,300	1 year
Sexual Assault Centre London as lead organization on this collaborative	\$50,800	1 year
South Gate Centre Inc.	\$78,500	2 years
South-West Oxford Township	\$66,100	8 months
Sparta Community Society	\$52,000	8 months
St. Joseph Chaldean Catholic Church	\$24,500	1 year
St. Thomas-Elgin Second Stage Transitional Residence	\$31,000	1 year
The Ausable Community Centre as lead organization on this collaborative	\$34,500	1 year
The Corporation of the Municipality of Southwest Middlesex	\$36,400	1 year
The London Multicultural Community Association	\$25,000	1 year
The West Elgin Dramatics Society (WEDS)	\$15,000	1 year

Community Grants

Thames Valley

Organization Name	Amount	Term
Tillsonburg Rowing Club as lead organization on this collaborative	\$56,700	6 months
Township of East Zorra - Tavistock	\$150,000	1 year
Township of Malahide	\$19,700	6 months
Township of Southwold	\$35,000	1 year
Tree Canada Foundation as lead organization on this collaborative	\$26,000	6 months
Unity Project for Relief of Homelessness in London, Inc.	\$12,500	1 year
Victim Services of Middlesex County	\$108,500	2 years
Wellspring London and Region	\$105,000	3 years
Women's Rural Resource Centre	\$147,500	2 years
Youth Opportunities Unlimited	\$149,800	1 year
YWCA St. Thomas-Elgin as lead organization on this collaborative	\$114,700	3 years
Total	\$4,247,600	
Total Grants	74	

Community Grants

Toronto

Organization Name	Amount	Term
818 Toronto Falcon Squadron Royal Canadian Air Cadets Sponsoring Committee	\$5,200	9 months
Abrigo Centre	\$124,900	2 years
Addus	\$14,900	6 months
Africans in Partnership Against AIDS as lead organization on this collaborative	\$225,000	3 years
Albion Neighbourhood Services	\$225,000	3 years
Arraymusic	\$150,000	1 year
Art Starts Neighbourhood Cultural Centre as lead organization on this collaborative	\$219,100	5 years
Art-Official Inc.	\$32,900	1 year
ArtReach Toronto	\$127,000	2 years
Arts Etobicoke	\$54,100	6 months
Balmy Beach Canoe Club	\$149,200	1 year
Barbra Schlifer Commemorative Clinic	\$225,000	3 years
Bird Studies Canada as lead organization on this collaborative	\$148,900	3 years
Braeburn Neighbourhood Place Inc.	\$152,400	3 years
Canadian Filmmakers Distribution Centre as lead organization on this collaborative	\$310,000	3 years
Canadian Youth Golf Alliance	\$75,000	1 year
CaribbeanTales	\$74,900	1 year
Central Toronto Community Health Centres as lead organization on this collaborative	\$148,400	2 years
Centre d'échange culturel africain de l'Ontario	\$4,500	3 months
Centre for City Ecology	\$80,000	2 years
Centre for Indigenous Theatre	\$125,600	1 year
Centre for Mindfulness Studies	\$47,900	1 year
Christie Ossington Neighbourhood Centre	\$271,400	3 years
CINEFRANCO	\$124,000	2 years
Community MicroSkills Development Centre	\$284,800	45 months
Corpus Dance Projects as lead organization on this collaborative	\$165,000	3 years
COSTI Immigrant Services	\$97,100	6 months
Council of Agencies Serving South Asians (CASSA)	\$112,100	3 years
Crow's Theatre	\$56,000	3 years
CultureLink Settlement Services as lead organization on this collaborative	\$249,000	3 years

Community Grants

Toronto

Organization Name	Amount	Term
Delta Family Resource Centre as lead organization on this collaborative	\$219,900	3 years
Diaspora Dialogues Charitable Society as lead organization on this collaborative	\$212,700	3 years
Dixon Hall	\$131,200	2 years
Doorsteps Neighbourhood Services as lead organization on this collaborative	\$276,000	3 years
Ducks Unlimited Canada-Provincial as lead organization on this collaborative	\$53,800	3 years
East Scarborough Boys and Girls Club	\$375,000	5 years
East Toronto Basketball Association	\$68,400	3 years
East York Concert Band	\$24,400	6 months
EcoSpark Environmental Organization	\$69,500	1 year
Elsbeth Heyworth Centre for Women	\$11,300	3 months
Federation of Metropolitan Toronto Tenants' Associations	\$120,600	2 years
Federation of Ontario Naturalists as lead organization on this collaborative	\$75,000	1 year
Flemingdon Community Legal Services as lead organization on this collaborative	\$56,600	1 year
FoodShare	\$300,000	4 years
Future Possibilities Canada Inc.	\$147,100	2 years
Gallery 44 Centre for Contemporary Photography	\$146,500	1 year
Geneva Centre for Autism	\$51,800	2 years
Gilda's Club Greater Toronto	\$199,100	2 years
Good Foot Support Services	\$12,000	1 year
Harbord Village Residents' Association	\$18,000	1 year
Hispanic Canadian Arts and Cultural Association	\$20,000	1 year
Homes First Foundation	\$129,300	2 years
Koffler Centre of the Arts	\$150,000	1 year
Lab Cab Arts Festival	\$64,000	2 years
Lakeshore Area Multi-Services Project (LAMP)	\$212,800	3 years
Learning Enrichment Foundation	\$156,000	2 years
Les Centres d'Accueil Héritage	\$24,700	6 months
Liaison of Independent Filmmakers of Toronto	\$150,000	1 year
Local Enhancement and Appreciation of Forest	\$93,800	2 years
MacBeck Studios Inc. O/A DanceWorks as lead organization on this collaborative	\$14,300	1 year

Community Grants

Toronto

Organization Name	Amount	Term
Mammalian Diving Reflex Theatre Group	\$118,900	3 years
Maple Leaf Theatre for Social Responsibility	\$75,000	1 year
Moorelands Community Services	\$22,500	6 months
Native Earth Performing Arts Inc	\$41,200	6 months
Nazareth House Inc.	\$18,100	6 months
Necessary Angel Theatre Company	\$29,300	1 year
No.9: Contemporary Art & the Environment	\$197,000	3 years
North York Community House	\$221,900	3 years
North York Harvest Food Bank as lead organization on this collaborative	\$234,800	3 years
Ontario Forestry Association	\$3,800	1 year
Our Place Community of Hope Centre (Metropolitan Toronto)	\$3,400	3 months
OutSport Toronto	\$58,600	4 years
Parkdale Activity - Recreation Centre (Toronto)	\$14,500	1 year
Parkdale Activity - Recreation Centre (Toronto) as lead organization on this collaborative	\$148,800	2 years
Project Wildfire	\$100,000	2 years
Promoting Education and Community Health	\$267,600	2 years
ReelWorld Foundation	\$50,000	1 year
Regent Park Community Health Centre	\$150,000	2 years
Regent Park Film Festival Inc	\$77,800	3 years
Renascent Foundation Inc.	\$150,000	9 months
Revue Film Society	\$91,500	1 year
Rosalie Hall as lead organization on this collaborative	\$270,200	3 years
Salon du livre de Toronto	\$60,500	1 year
Scarborough Arts as lead organization on this collaborative	\$222,600	3 years
Scarborough Basketball Association	\$44,300	3 years
Scarborough Blizzard Youth Soccer Club	\$72,100	1 year
Scarborough Philharmonic Orchestra	\$8,400	1 year
Scarborough Pipe Band Inc.	\$11,500	7 months
Seed to Table	\$105,900	3 years
SKETCH - Working Arts for Street-Involved and Homeless Youth as lead organization on this collaborative	\$16,100	1 year
SKETCH - Working Arts for Street-Involved and Homeless Youth as lead organization on this collaborative	\$75,000	1 year

Community Grants

Toronto

Organization Name	Amount	Term
South Riverdale Community Health Centre	\$272,000	3 years
Southern Currents Film and Video Collective	\$57,100	3 years
Sri Lankan Seniors' Group of Etobicoke	\$33,700	2 years
Story Planet	\$40,000	1 year
Studio 180 Theatre	\$150,000	3 years
SuiteLife Arts For Youth	\$79,200	3 years
TAIBU Community Health Centre as lead organization on this collaborative	\$324,900	3 years
The Base	\$50,000	1 year
The Blind Sailing Association of Canada	\$70,000	6 months
The Children's Bookbank and Literacy Foundation	\$15,000	2 years
The Hope Exchange StreetLevel Network	\$45,000	3 years
The Incorporated Ministry in Flemingdon Park as lead organization on this collaborative	\$174,900	3 years
The Muc Shelter Corporation	\$24,000	3 months
The Nightingale Arts Council	\$14,800	6 months
The Panatics Steelband Network	\$35,000	2 years
The Paradigm Shift Project	\$4,800	1 year
The St. Christopher House	\$150,000	1 year
the Sustainable Thinking and Expression on Public Space Initiative (STEPS Initiative)	\$133,500	2 years
Thorncliffe Neighbourhood Office	\$300,000	4 years
Toronto Association of Neighbourhood Services	\$224,400	3 years
Toronto Council Fire Native Cultural Centre as lead organization on this collaborative	\$75,000	1 year
Toronto Inner-City Rugby Football Association Inc.	\$182,200	2 years
Toronto Intergenerational Partnerships in Community	\$55,000	2 years
Toronto Iranians Community Group	\$20,000	1 year
Toronto Kiwanis Boys and Girls Clubs	\$74,600	6 months
TransCare Community Support Services	\$149,700	1 year
TREC Charitable Foundation	\$120,100	2 years
UrbanArts Community Arts Council as lead organization on this collaborative	\$224,500	3 years
Victoria Park Cricket Club	\$25,000	1 year
Volcano Non-Profit Productions Inc. as lead organization on this collaborative	\$75,000	2 years

Community Grants

Toronto

Organization Name	Amount	Term
West Indies United Sports Club Toronto Inc	\$20,700	2 years
Weston King Neighbourhood Centre (WKNC)	\$110,000	2 years
Women's Art Resource Centre	\$13,700	1 year
Women's Habitat of Etobicoke	\$150,000	1 year
Working Women Community Centre as lead organization on this collaborative	\$209,700	3 years
Wychwood Barns Community Association	\$12,000	1 year
YMCA of Greater Toronto as lead organization on this collaborative	\$375,000	5 years
Young Diplomats Ethiopian Youth Development Group	\$224,500	3 years
Young People's Theatre	\$149,700	1 year
YouthLink as lead organization on this collaborative	\$217,700	3 years
YouthLink	\$149,900	1 year
Total	\$15,456,700	
Total Grants	132	

Community Grants

Waterloo, Wellington, Dufferin

Organization Name	Amount	Term
1849 Lorne Scots Royal Canadian Army Cadet Corps	\$32,200	1 year
Abbeyfield Houses Society of Guelph	\$61,000	3 years
Achill Choral Society	\$4,000	1 year
Action for People with Neuropathic Pain	\$14,100	1 year
Active Cambridge Fitness Program	\$72,000	2 years
African Canadian Association of the Waterloo Region and Area	\$69,200	2 years
AIDS Committee of Cambridge, Kitchener, Waterloo & Area	\$111,000	2 years
Big Brothers Association of Dufferin and District	\$93,500	2 years
Brant Rod & Gun Club	\$22,000	2 years
BreastStrokes	\$12,600	1 year
Cambridge & District Pipe Band	\$12,600	1 year
Cambridge Highland Games as lead organization on this collaborative	\$54,900	3 years
Cambridge Speed Skating Club	\$56,100	1 year
Canadian Centre for Ethics in Sport	\$150,000	2 years
Club Warrior Swimmers @ University of Waterloo	\$11,400	1 year
Community Living Guelph Wellington	\$80,000	1 year
Community Torchlight	\$123,100	2 years
David Suzuki Foundation	\$120,000	2 years
Diyode Makers Club	\$15,000	1 year
Drayton Theatres Inc.	\$77,300	1 year
Dunara Homes for Recovery Inc	\$141,500	2 years
Everdale Environmental Learning Centre	\$83,800	3 years
Fashion History Museum	\$41,300	1 year
GiveBackVillage Organization as lead organization on this collaborative	\$101,000	2 years
Grand River Bridge Club	\$23,400	1 year
Grand River Conservation Foundation as lead organization on this collaborative	\$133,700	2 years
Grand River Film Festival	\$24,800	1 year
Guelph Arts Council	\$92,700	2 years
Guelph Chamber of Commerce	\$103,600	2 years
Guelph Environmental Leadership	\$181,400	3 years
Guelph Little Theatre	\$50,000	1 year

Community Grants

Waterloo, Wellington, Dufferin

Organization Name	Amount	Term
Harriston Historical Society	\$21,600	1 year
Headwaters Communities in Action	\$104,000	3 years
Hills of Headwaters Tourism Association as lead organization on this collaborative	\$71,400	3 years
Hopewell Children's Homes Inc.	\$63,600	1 year
Island Lake Rowing Club	\$88,700	2 years
J.M. Drama Alumni	\$177,000	3 years
Kitchener-Waterloo Urban Native Wigwam Project	\$40,400	18 months
Kitchener-Waterloo YMCA	\$220,800	3 years
Kwartzlab Society Inc	\$15,000	1 year
Lutherwood as lead organization on this collaborative	\$117,500	2 years
Michael House Pregnancy Care Centre	\$46,000	1 year
Mount Forest District Chamber of Commerce	\$117,200	3 years
Muslim Social Services Kitchener Waterloo	\$161,200	3 years
National Service Dog Training Centre Inc.	\$21,700	1 year
Orangeville Chapter of Sweet Adelines International	\$13,000	1 year
Sanguen Health Centre Foundation as lead organization on this collaborative	\$67,200	1 year
Social Planning Council Kitchener-Waterloo	\$74,400	18 months
Social Planning Council of Cambridge & North Dumfries as lead organization on this collaborative	\$123,900	2 years
Society of Saint Vincent de Paul	\$64,500	1 year
Sunbeam Residential Development Centre	\$23,500	1 year
Supportive Housing of Waterloo as lead organization on this collaborative	\$224,500	3 years
The Children's Aid Society of the County of Dufferin as lead organization on this collaborative	\$123,400	3 years
The Elmira Kiwanis Club Trust as lead organization on this collaborative	\$149,000	1 year
The Julien Project-using gardening to enrich lives	\$89,800	3 years
The Kitchener-Waterloo Symphony Orchestra Association Inc.	\$52,400	1 year
United Way Community Services of Guelph and Wellington	\$79,600	3 years
United Way of Cambridge and North Dumfries	\$81,900	2 years
Upper Grand Trailway Association Inc.	\$20,600	1 year
Waterloo County Heritage Preservation Inc.	\$68,400	1 year

Community Grants

Waterloo, Wellington, Dufferin

Organization Name	Amount	Term
Waterloo Horticultural Society	\$11,000	1 year
Waterloo Knights Inc. as lead organization on this collaborative	\$107,700	1 year
White Owl Native Ancestry Association	\$141,000	3 years
Young Women's Christian Association-Cambridge	\$130,600	2 years
Total	\$5,081,700	
Total Grants	64	



Province-Wide Grants

Organization Name	Amount	Term
Abilities Arts Festival: A Celebration of Disability Art and Culture	\$65,500	1 year
AboutFace Craniofacial Family Society	\$150,000	18 months
Action ontarienne contre la violence faite aux femmes	\$235,400	3 years
Active Living Alliance for Canadians with a Disability	\$126,100	1 year
Actua	\$450,000	3 years
Adoption Council of Ontario	\$155,500	2 years
Alzheimer Society of Ontario	\$225,000	1 year
Aphasia Institute	\$406,000	3 years
ArtsBuild Ontario Charitable Organization	\$230,000	2 years
Assemblée de la francophonie de l'Ontario as lead organization on this collaborative	\$28,000	1 year
Association of Community Legal Clinics of Ontario	\$35,000	8 months
Association of Ontario Health Centres	\$199,200	1 year
Communication Disabilities Access Canada	\$116,700	2 years
Bird Studies Canada as lead organization on this collaborative	\$321,500	3 years
Boxing Ontario Incorporated	\$198,600	2 years
bravo-sud - BRAVO Bureau des Regroupements des artistes visuels de l'Ontario	\$57,600	1 year
Canadian Association of Community Television Users and Stations	\$109,800	2 years
Canadian Association of Family Resource Programs	\$217,800	2 years
Canadian Authors Association	\$134,900	3 years
Canadian Centre for International Justice	\$78,400	1 year
Canadian Environmental Grantmakers' Network	\$64,600	2 years
Canadian Freshwater Alliance as lead organization on this collaborative	\$75,000	1 year
Canadian Network for Arts and Learning Foundation	\$85,000	1 year
Canadian Parents Of Murdered Children and Survivors of Homicide Victims Inc.	\$24,300	2 years
Canadian Parks and Wilderness Society	\$142,400	1 year
Canadian Rugby Union	\$37,600	6 months
Canadian Theatre Festival Society	\$74,000	9 months
Canadian Working Group on HIV and Rehabilitation (CWGHR) / Groupe de travail canadien sur le VIH et	\$100,000	1 year
Canadians Against Slavery / Canadiens contre l'esclavage	\$73,500	3 years
Centre for Equality Rights in Accommodation in Ontario	\$89,200	1 year

Province-Wide Grants

Organization Name	Amount	Term
Centre for Sustainable Watersheds as lead organization on this collaborative	\$147,500	2 years
Chiefs of Ontario	\$116,900	2 years
Coalition ontarienne de formation des adultes as lead organization on this collaborative	\$212,900	3 years
Community Counselling Centre of Nipissing	\$182,900	1 year
Community Foundations of Canada as lead organization on this collaborative	\$500,000	2 years
Community Literacy of Ontario Inc.	\$189,700	2 years
Concerned Children's Advertisers/Annonceurs Responsables en Publicite Pour Enfants	\$170,800	1 year
Cultural Careers Council Ontario	\$343,000	3 years
Durham Association for Family Respite Services as lead organization on this collaborative	\$249,600	1 year
Everdale Environmental Learning Centre	\$170,000	3 years
Fédération de la jeunesse franco-ontarienne - FESFO	\$78,600	2 years
Georgian Bay Biosphere Reserve Inc as lead organization on this collaborative	\$225,000	2 years
Give Green Canada	\$100,000	2 years
Great Spirit Circle Trail	\$68,400	6 months
Greenbelt Fund	\$199,100	2 years
Health Arts Society of Ontario	\$100,000	3 years
Imagine Canada	\$215,000	3 years
Jane's Walk Project	\$91,000	1 year
Jeunesses Musicales Ontario	\$260,000	3 years
Journalists for Human Rights as lead organization on this collaborative	\$156,400	1 year
Jumblies Theatre	\$375,000	45 months
League of Canadian Poets	\$20,000	1 year
Les Éditions David	\$181,500	3 years
Manifesto Community Projects Inc. as lead organization on this collaborative	\$67,000	1 year
MaRS Discovery District	\$493,700	3 years
Middlesex Tourism as lead organization on this collaborative	\$115,400	1 year
Moose Cree First Nation as lead organization on this collaborative	\$76,800	2 years
Moose Cree First Nation	\$24,600	1 year

Province-Wide Grants

Organization Name	Amount	Term
Mouvement Ontarien des femmes immigrantes francophones (MOFIF)	\$209,000	2 years
Mozilla Foundation as lead organization on this collaborative	\$340,000	2 years
Muslim Resource Centre for Social Support and Integration as lead organization on this collaborative	\$285,300	2 years
Ontario Amateur Kickboxing Council (OAKC)	\$100,000	2 years
Ontario Amateur Synchronized Swimming Association	\$170,000	2 years
Ontario Amateur Wrestling Association	\$15,000	6 months
Ontario Association of Youth Employment Centres as lead organization on this collaborative	\$314,300	30 months
Ontario Crafts Council	\$84,200	1 year
Ontario Museum Association	\$300,000	3 years
Ontario Rowing Association as lead organization on this collaborative	\$439,400	4 years
Ontario Weightlifting Association	\$100,000	2 years
Parkinson Society Canada as lead organization on this collaborative	\$163,200	2 years
Parks and Recreation Ontario as lead organization on this collaborative	\$152,100	1 year
PARO Centre for Women's Enterprise	\$212,600	3 years
ParticipACTION as lead organization on this collaborative	\$474,200	3 years
Payukotayno: James and Hudson Bay Family Services	\$65,000	1 year
People for Education	\$366,400	3 years
Renfrew County Youth Services as lead organization on this collaborative	\$158,200	1 year
Réseau de développement économique et d'employabilité de l'Ontario (RDÉE Ontario) as lead organization on this collaborative	\$299,900	2 years
Réseau du patrimoine franco-ontarien	\$52,500	3 years
Retraite en action	\$313,900	3 years
Right To Play International	\$160,200	1 year
Seeds of Diversity Canada	\$27,500	1 year
Six Nations Polytechnic Inc. as lead organization on this collaborative	\$450,000	2 years
Small Change Fund Inc.	\$140,200	1 year
Société d'aide au développement des collectivités North Claybelt Community Futures Development Corporation as lead organization on this collaborative	\$499,300	3 years

Province-Wide Grants

Organization Name	Amount	Term
Sunset Area Victim Crisis Assistance and referral Service as lead organization on this collaborative	\$94,900	1 year
Sustain Ontario - The Alliance for Healthy Food and Farming as lead organization on this collaborative	\$187,500	2 years
Sustainable Waterloo Region	\$110,400	2 years
Tapestry Music Theatre	\$60,500	9 months
The Advanced Coronary Treatment (ACT) Foundation of Canada, Inc.	\$225,000	3 years
The Canadian Urban Institute	\$172,500	2 years
The Coalition for Music Education in Canada	\$235,000	3 years
The Driftwood Theatre Group	\$251,800	3 years
The Ontario Network for the Prevention of Elder Abuse as lead organization on this collaborative	\$187,400	1 year
The Ontario Soccer Association	\$491,900	2 years
The Samara Project	\$191,400	2 years
The School of Restoration Arts at Willowbank	\$356,000	3 years
The Sustainability Institute of Canada	\$668,600	4 years
Theatre Ontario	\$45,400	1 year
Trees Ontario Foundation as lead organization on this collaborative	\$112,000	1 year
True Sport Foundation as lead organization on this collaborative	\$399,000	3 years
United Way of Canada - Centraide Canada as lead organization on this collaborative	\$125,000	1 year
United Way of Canada - Centraide Canada	\$237,600	2 years
Victoria Order of Nurses for Canada	\$343,300	2 years
Women's Centre For Social Justice, o/a WomenatthecentrE as lead organization on this collaborative	\$241,000	2 years
World Snowsports Events Group as lead organization on this collaborative	\$150,000	2 years
Young Women's Christian Association of Greater Toronto	\$105,300	1 year
Total	\$20,321,300	
Total Grants	106	



Future Fund Grants

Organization Name	Amount	Term
Actua	\$15,000	3 years
Bancroft Community Transit as lead organization on this collaborative	\$74,900	3 years
Brampton Board of Trade	\$40,000	2 years
CCEJ Centre de consultation pour l'embauche des jeunes as lead organization on this collaborative	\$90,800	3 years
Centre français Hamilton inc.	\$32,100	2 years
Communtech Corporation as lead organization on this collaborative	\$926,600	3 years
Community Opportunity and Innovation Network Peterborough Inc.	\$6,000	2 years
Greater Sudbury Environment Network	\$60,000	2 years
Haliburton County Community Co-operative Inc as lead organization on this collaborative	\$64,000	3 years
Huron Business Development Corporation as lead organization on this collaborative	\$44,800	2 years
Industry-Education Council (Hamilton-Wentworth)	\$80,000	4 years
Innovation Centre for Entrepreneurs	\$80,000	2 years
Manifesto Community Projects Inc.	\$326,600	3 years
Millennium Network Community as lead organization on this collaborative	\$834,600	3 years
Mozilla Foundation as lead organization on this collaborative	\$25,000	2 years
Municipality of Central Huron as lead organization on this collaborative	\$28,000	1 year
Niagara Peninsula Community Resource Centre	\$75,000	18 months
Nishnawbe Aski Nation as lead organization on this collaborative	\$747,000	3 years
Northern Ontario Research, Development, Ideas and Knowledge (NORDIK) Institute as lead organization on this collaborative	\$535,000	3 years
PARO Centre for Women's Enterprise	\$140,000	3 years
School for Social Entrepreneurs as lead organization on this collaborative	\$551,600	3 years
SoJo Education as lead organization on this collaborative	\$326,600	3 years
Sustainable Waterloo Region	\$120,400	2 years
The Ground Floor Centre for Innovation as lead organization on this collaborative	\$15,000	3 years
Township of Cramahe as lead organization on this collaborative	\$9,000	3 years
Total	\$5,248,000	
Total Grants	25	



Community Capital Fund Grants *

Organization Name	Amount	Term
Across Languages Translation and Interpretation Service	\$24,400	1 year
Across U-hub	\$157,900	2 years
Atikameksheng Anishnawbek First Nation	\$124,600	1 year
Aundeck-Omni-Kaning First Nation (Ojibways of Sucker Creek)	\$500,000	2 years
Bharat Sevashram Sangha Satsang Society of Canada	\$120,000	18 months
Bhavani Shankar Mandir Arts and Cultural Organization	\$250,000	2 years
Catholic Family Services of Peel-Dufferin	\$107,100	6 months
Chinese Cultural Centre of Greater Toronto Foundation	\$51,600	1 year
FutureWatch Environment and Development Education Partners	\$40,000	1 year
Holy Trinity Greek Orthodox Community of London & Vicinity	\$500,000	2 years
Independent Living Resource Centre Corp.	\$132,700	1 year
International Muslims Organization of Toronto	\$500,000	1 year
Jewish Vocational Service of Metropolitan Toronto	\$107,300	10 months
KCWA Family and Social Services	\$20,000	8 months
Korean Senior Citizens Society of Toronto	\$296,000	1 year
New Circles Community Services	\$20,000	10 months
Nipissing First Nation	\$249,000	1 year
Ontario Native Women's Association	\$142,600	2 years
St George the Martyr Ukrainian Catholic Church	\$72,200	1 year
The Canadian Hearing Society	\$250,000	1 year
The London Ukrainian Centre	\$157,300	2 years
Toronto Council Fire Native Cultural Centre	\$97,700	1 year
Toronto Rape crisis Centre/Multicultural Women Against Rape	\$22,600	18 months
Tropicana Community Services Organization of Scarborough	\$500,000	1 year

Community Capital Fund Grants

Organization Name	Amount	Term
United Jewish Welfare Fund of Toronto	\$500,000	2 years
Wabano Centre for Aboriginal Health	\$218,200	1 year
Wabaseemoong First Nation	\$126,400	1 year
Western Ontario Youth Soccer League	\$100,000	2 years
Whitesand First Nation	\$400,000	14 months
Total	\$5,787,600	
Total Grants	29 *	

* The Foundation administers the Community Capital Fund on behalf of the Government of Ontario. CCF supports capital project retrofits, new construction and investments in equipment for community organizations supporting diverse communities. All CCF projects listed above are to be completed by December 31, 2014.



Partners in Serving Ontario Ontario Trillium Foundation Board of Directors

Board members serving in 2012-2013

	Date Appointed	Term Expires
Dev Sainani, Chair	08.06.09	AGM 2015
Lucille Roch, Vice-Chair	15.06.10	AGM 2016
Kathleen Freeman, Associate Vice-Chair	24.09.08	AGM 2014
Frank Passaro, Treasurer	04.05.11	AGM 2014
Paul Bagordo	04.05.11	AGM 2014
Fiona Blondin-Fiorini	06.06.07	AGM 2013
Nicholas Chambers	04.05.11	AGM 2014
Brian Collins	15.06.10	AGM 2015
Gervan Fearon *	15.08.12	AGM 2015
Amos Key Jr.	15.06.10	AGM 2014
Ruby Lam	28.07.10	AGM 2015
Ernest McNee	01.02.13	AGM 2015
Earl Miller	15.06.10	AGM 2015
Barbara Murck	08.09.09	AGM 2015
Emily Ng	15.09.10	AGM 2016
Pierre Pagé	08.06.09	AGM 2015
Anil Patel **	28.07.10	AGM 2013
Lola Rasminsky ***	28.06.10	AGM 2013
Bob Wilson	17.05.11	AGM 2014
Janet Yale	04.05.11	AGM 2014

* *Resigned June 2013*

** *Resigned December 2012*

*** *Resigned November 2012*



Ontario Trillium Foundation Grant Review Teams

Volunteers serving the Foundation in 2012-2013

Northwestern	Term began	Term expires
Keith Nymark, Chair	05.28.2008	05.27.2014
Gordon Armstrong	08.12.2009	08.11.2015
Lesley Bell	12.05.2012	12.04.2013
Angela Bishop	02.01.2013	01.31.2016
Leonard (Len) Compton	05.04.2011	05.03.2013
Rita Demetzer	08.12.2008	08.11.2014
Linda Hamilton	12.10.2008	02.07.2015
Jason Hughes	05.28.2008	06.01.2013
Katherine Jack	02.09.2011	02.08.2014
Betty Lee-Lawrence	05.27.2009	05.26.2015
Sandra (Sandy) Lychowyd	05.30.2006	11.13.2013
Georjann Morriseau *	05.17.2011	05.16.2014
John L. Remus	09.20.2006	09.19.2012
Alice Sasines	10.03.2012	10.02.2015
Miriam Wall	05.28.2008	05.27.2014

* Resigned 03.06.2013

Algoma, Cochrane, Manitoulin, Sudbury	Term began	Term expires
Niilo Saari, Chair	08.12.2008	08.11.2014
Suzanne Shawbonquit, Past Chair *	06.22. 2006	06.21. 2012
Angela Becks	04.11.2006	10.16.2015
Lisa Corbiere-Addison	06.11.2008	06.10.2014
Marc Dupuis	12.03.2008	12.02.2013
Michael Erskine	05.28.2008	05.27.2014
Suzanne Farrell	08.01.2012	07.31.2015
Julie Gagnon-Lever	05.04.2011	05.03.2014
Suzette Gauthier	05.04.2011	05.03.2014
Bob Giroux	06.28.2006	07.14.2012
Sally Hagman	07.08.2010	07.07.2015
Ron Leduc	12.08.2010	12.07.2013
Francis Mishibinijima	05.04.2011	05.03.2014
Sergio Saccucci	05.14.2008	06.01.2013
Romana Siegel	06.13.2012	06.12.2015
Colin Wilson **	05.04.2011	05.03.2014
Connie Witty	04.28.2010	04.27.2015
Mary Wray	04.07.2010	04.06.2013

* Resigned 12.14.2012

** Resigned 12.12.2012

Grant Review Teams

Muskoka, Nipissing, Parry Sound, Timiskaming	Term began	Term expires
Sherry Green, Chair	05.14.2008	05.13.2014
Andrew W. Ager, Past Chair	03.23.2006	04.28.2012
Elaine Beatty	05.27.2009	05.26.2014
Jean Beckett	05.28.2008	06.01.2014
Helene Culhane	10.11.2006	10.10.2012
Glenda Davies *	02.09.2011	02.08.2013
Carol Ann DiBartolomeo	12.05.2012	12.04.2013
Katharine England	05.16.2012	05.15.2015
Stacie Fiddler	06.13.2012	06.12.2015
Kim Gauthier	01.04.2011	01.03.2013
Barbara A. Laplante	11.29.2010	11.28.2013
William (Bill) Roberts	02.03.2006	11.13.2013
Bonnie Sackrider	09.12.2012	09.11.2015
Jennifer Schnier	10.01.2008	01.18.2016
Kathleen Anne Tod	12.19.2008	02.28.2015
Lorraine (Lori) Venasse	08.29.2012	08.28.2015

* Resigned 02.27.2013

Champlain	Term began	Term expires
Sandra Lalonde, Chair	08.01.2006	10.02.2015
Pierre Caron	02.01.2013	01.31.2016
Paul Emile Duval	08.12.2009	08.11.2012
Frank G. Dyson	08.24.2006	10.30.2013
Sherrell Franklin	11.03.2010	11.02.2013
Jean-Francois Goubet	05.04.2011	05.03.2014
Joanne Haley	08.10.2006	08.09.2012
Paulette Hébert	08.12.2008	08.11.2014
Guy Jamieson	10.01.2008	09.30.2013
Levit Ledoux Koloko	10.11.2006	11.13.2013
Raymond Lacroix	05.04.2011	05.03.2014
Jules Lavictoire	11.03.2010	11.02.2013
Catherine MacLaine *	08.07.2011	08.06.2014
Diane McKinnon	02.01.2013	01.31.2016
Benoit Paré	08.12.2008	08.11.2014
Colleen Sauriol	08.24.2006	10.30.2015
Susan Scotti **	11.03.2010	11.02.2013
Denise St. Laurent	09.15.2010	09.14.2013
Chikwa Zahinda	02.11.2009	01.18.2015

* Resigned 02.08.2013

** Resigned 01.23.2013

Grant Review Teams

Quinte, Kingston, Rideau

	Term began	Term expires
Betsy Heately, Chair	01.27.2010	01.26.2016
Nina Jenkins, Past Chair	02.07.2007	02.01.2013
Mark Bain	08.12.2009	08.11.2012
Diane Burns	03.22.2012	03.21.2015
Don DeGenova	05.17.2011	05.16.2014
Deanna Dulmage	09.12.2012	09.11.2015
Bruce Duncan	03.23.2006	04.28.2012
Jacqueline Franklin	10.08.2008	09.30.2013
Louise Heslop	05.04.2011	05.03.2014
Gordon Munroe	08.12.2008	08.11.2014
E. Anne Prichard	10.01.2008	01.18.2014
Brian Reid	08.12.2009	08.11.2012
James Roulston	09.12.2012	09.11.2015
Michelle Sault	08.12.2009	08.11.2012
Sandra Sidsworth	09.03.2008	09.28.2014
Wanda Slawinski	12.10.2008	12.09.2013
Natalie Wood	05.04.2011	05.03.2014

Grand River

	Term began	Term expire
Anne Tinker, Chair	02.04.2009	02.03.2015
Karen Richardson, Past Chair	10.11.2006	01.18.2013
Charles (Chuck) Beach	08.10.2006	08.09.2012
Michelle Bomberry	12.19.2008	01.24.2015
Lance Calbeck	05.16.2007	05.15.2013
Patricia (Trish) Campbell	05.17.2011	05.16.2014
William L. (Bill) Campbell	11.14.2012	11.13.2013
Melissa Collver	08.15.2012	08.14.2015
Larry Davis	12.10.2008	12.09.2013
Elizabeth Jackson	05.04.2011	05.03.2014
Dominique Lemieux	05.02.2012	05.01.2015
James Peters	12.19.2008	02.28.2015
John Ridout *	05.17.2011	05.16.2014
Catherine B. Stidsen	02.20.2013	02.19.2016
Barbara Tanner-Billings	08.10.2006	08.09.2012
Helen Wagenaar	05.04.2011	05.03.2014
Lynn Wardell	01.04.2011	01.03.2014
Colette Wilson	08.24.2006	08.23.2012

* Resigned 11.02.2012

Grant Review Teams

Waterloo, Wellington, Dufferin

	Term began	Term expires
Crista Renner, Chair	02.04.2009	04.05.2014
Lucie Allard, Past Chair	08.12.2008	08.11.2014
Gebrehiwot (Gebre) Berihun	05.17.2011	05.16.2014
Martin Bosch	08.10.2006	11.13.2013
Mandy (Amanda) Dennison	05.04.2011	05.03.2014
Richard Fearon	09.24.2008	01.18.2013
Peter Hinchcliffe	11.29.2006	12.15.2012
Molly Kriksic	10.20.2010	10.19.2013
Sylvia Lauterbach	12.08.2010	12.07.2013
Susan Leuty	12.08.2010	12.07.2012
Winston Uytendogaart	12.10.2008	12.09.2013
Ruby Weber	05.04.2011	05.03.2014

Hamilton

	Term began	Term expires
Patrica Wright, Chair	05.03.2006	10.16.2015
James Finlay	11.29.2010	11.28.2012
James Michael Kirk	02.03.2006	11.13.2013
Ashok Kumar	02.07.2007	06.01.2013
Nancy McKibbin-Gray	05.17.2011	05.16.2014
Terry Frank Miosi	05.04.2011	05.03.2014
Jayanti (Jay) Parekh	06.23.2007	06.22.2013
Mary Sellars	11.29.2006	01.24.2013
Bonnie Tolton	08.12.2009	01.18.2015
Dominic Verticchio	11.29.2006	11.28.2013

Niagara

	Term began	Term expires
Christine Clark, Chair	09.17.2007	09.16.2013
Kenneth Burden	05.17.2011	05.16.2014
Claude Dallaire	01.27.2010	01.26.2015
Susan Erskine	06.22.2011	06.21.2014
Donna Ford	09.17.2007	01.18.2013
Harvie Hagerty	11.15.2006	01.08.2016
Yvonne Hopkins	09.06.2006	10.30.2015
Natalie Howard	12.21.2006	11.13.2013
Ellis Katsof	12.19.2008	01.24.2015
Chris Knapp	01.05.2006	04.28.2012
Livia Martin	11.29.2010	01.08.2016
Karen McCafferty	05.04.2011	05.03.2014
Susan Morin	04.18.2011	04.17.2014
John Storm	10.01.2008	09.30.2013

Grant Review Teams

Grey, Bruce, Huron, Perth

	Term began	Term expires
Clarissa Stewart, Chair	12.08.2010	12.07.2013
Donald G. Butland	06.13.2012	06.12.2015
Liz Chalmers	08.10.2006	08.11.2012
Roger Cosgrove	02.09.2011	02.08.2016
Patricia Froud	12.06.2006	02.07.2013
Janice McEachnie	06.20.2012	06.19.2015
Margaret Menzies	12.13.2006	02.07.2013
Harriet R. Mitchell	10.03.2012	10.02.2015
James (Jim) Murray	05.16.2012	05.15.2015
Mike Myatt	03.22.2012	03.21.2015
Nancy Primak	02.20.2013	02.19.2016
Bertha Jean Scott	06.17.2009	06.16.2014
Allan Simpson	06.13.2012	06.12.2015
Richard Smelski	04.11.2007	06.01.2013
Rena Spevack	05.04.2011	05.03.2014
Beverley Wilson	02.09.2011	02.08.2014

Essex, Kent, Lambton

	Term began	Term expires
Maurice Janisse, Chair	12.08.2010	01.22.2016
Angelo D. Minato, Past Chair	12.13.2006	12.12.2012
Elaine Babcock	02.01.2013	01.31.2016
Stephen DeMarco	10.20.2010	10.19.2013
Jordan Dennis	03.07.2007	06.01.2013
Kenneth Eyre	05.24.2011	05.23.2014
Harold Gillies	09.12.2012	09.11.2015
Reginald Johnson *	02.04.2009	05.31.2014
Lori Newton	11.03.2010	11.02.2012
Patricia Peters	02.20.2013	02.19.2016
Shannon Prince	06.20.2007	06.19.2013
Diane Schultz **	12.10.2008	01.18.2015
James Stein	09.15.2010	09.14.2015
Joseph Vandenbogaerde	05.16.2007	05.15.2013
Riccardo Vennetilli	10.20.2010	10.19.2013
David Wright	05.04.2011	05.03.2014

* Resigned 06.06.2012

** Resigned 10.02.2012

Grant Review Teams

Thames Valley	Term began	Term expires
Bettianne Hedges, Chair	06.20.2007	06.22.2013
Deborah Armstrong	12.19.2008	12.18.2013
Fraser Campbell	08.15.2012	08.14.2015
Brian George	06.30.2006	10.16.2015
Amy Gibbons	10.18.2012	10.17.2015
Janet Golding	10.11.2006	10.10.2012
Bill Green	12.05.2012	12.04.2015
Dwayne Kechego	08.12.2009	08.11.2014
Ann Lapchinski	08.24.2006	01.08.2016
Theodore (Ted) Lo	03.23.2006	11.13.2013
Ross MacDonald	12.05.2012	12.04.2015
Robert (Bob) McFarland	10.18.2012	10.17.2015
Sharon O'Leary	02.04.2009	02.03.2015
Gerald Wright	05.04.2011	05.03.2014

Halton-Peel	Term began	Term expires
Gayle Wadden, Chair	04.18.2007	06.01.2013
Lindsay Williams, Past Chair	04.11.2006	04.09.2012
Gladstone L. (Bill) Allison	03.07.2007	06.01.2013
Neil Bunn	08.10.2006	09.28.2012
Luz del Rosario	06.30.2006	12.04.2013
Angela DiCintio	08.10.2006	08.09.2012
Marissa Gandolfo	01.04.2011	01.03.2014
Carlyle Khan	08.24.2006	08.23.2012
Linden King	05.12.2010	08.14.2015
Lynn McNeil	05.27.2009	05.26.2014
Rohit Mehta	04.18.2011	04.17.2014
Shameem Mohammed	08.24.2006	09.28.2012
Tanya Rumble	05.27.2009	05.26.2015
Judy Showers	06.17.2009	06.16.2014
Sheila Tutty	05.30.2006	11.13.2013

Grant Review Teams

Simcoe-York	Term began	Term expires
Savi Singh, Chair	05.12.2010	05.11.2015
Gary Gladstone, Past Chair	11.15.2006	11.24.2012
Feria Bacchus	09.08.2009	09.07.2012
Debra Bellamy	09.24.2008	09.28.2014
Wendy Dunlop	08.29.2012	08.28.2015
David Dupuis	08.12.2008	08.11.2012
Lisa Gibbs	10.03.2012	10.02.2015
Paul A. Howe	08.12.2008	01.18.2015
Lynn Nixon	04.18.2011	04.17.2014
Michael Pinnock	08.15.2012	08.14.2015
Mervat Rashwan	11.15.2006	11.24.2013
Angela Angelique Schinas	08.12.2008	08.11.2014
Jamiena Shah	02.09.2011	02.08.2014
Frank Steeve	10.20.2010	11.13.2013

Durham, Haliburton, Kawartha, Pine Ridge	Term began	Term expires
Jack Brezina, Chair	03.10.2010	03.26.2016
Muttukumar Chandrakumaran	06.20.2007	06.19.2013
Karen Cook	12.19.2008	12.18.2013
Mark Darroch	02.09.2011	02.08.2014
Deborah Hastings *	01.04.2011	01.03.2014
Michael Janke	05.04.2011	05.03.2014
Ramesh Makhija	05.27.2009	05.26.2014
Brian Markle	08.10.2006	10.16.2015
Eileen Nolan	08.24.2006	10.30.2013
Leslie Orpana	08.29.2012	08.28.2015
Klara Oyler	02.03.2006	04.28.2012
Kathryn Rogers	08.01.2012	07.31.2015
Janice Sanderson	02.03.2006	04.28.2012
James Simmons	04.07.2010	04.06.2015
Penny Smith	08.12.2009	08.11.2014
John Stafford	06.22.2006	12.04.2013
James Tompkins	06.13.2012	06.12.2015

* Resigned 03.04.2013

Grant Review Teams

Toronto	Term began	Term expires
Bahadur Madhani, Chair	06.15.2010	06.14.2013
Catherine Allman	05.27.2009	05.26.2015
Daniel Boyer *	05.04.2011	05.03.2014
Jonathan Burnside	04.18.2011	04.17.2014
Helen Ching-Kircher	09.03.2008	09.28.2013
Yves Francis Danteu	05.04.2011	05.03.2014
Cynthia Good	10.20.2010	10.19.2013
Cynthia Head	09.20.2006	09.19.2012
Selwyn Henry	12.21.2006	02.07.2013
Aimee Ippersiel **	04.18.2011	04.17.2014
Jascha Jabes	08.12.2008	08.11.2013
Norman King	11.29.2010	01.22.2016
Derek Nighbor	04.07.2010	04.06.2015
Mario Nigro	10.05.2006	01.18.2013
Ryan Rodrigues	12.05.2012	12.04.2013
Susan Salek	08.12.2008	08.11.2012
Heather Simpson	08.24.2006	11.13.2013
Fattah (Fatih) Stanley	05.17.2011	05.16.2014
Paul Yeung	09.29.2010	09.28.2015

* Resigned 01.14.2013

** Resigned 10.01.2012



Ontario Trillium Foundation Staff

Employed in 2012-2013

Name	Title
Nicole Adan	Program Manager
Noah Aiken-Klar	Regional Director
Julie Anderson	Program Manager
Bernadette Ang	Assistant Manager of Program Systems
Stephanie Attwood	Program Manager
Mary Banks	Coordinator of Program Administration
Jessica Bassett-Spiers	Coordinator of Administration, OTF Conference
Raquel Batres	Coordinator of Program Administration
Janice Baun	Coordinator of Program Administration
Tracey Beauregard	Program Manager
Suzanne Bédard	Program Manager
Anne-Marie Bénéteau	Program Manager
Natalie Bortkiewicz	Program Manager
Marc Boudreau	Communications Officer, Event Planning
Hélène Bourdages	Manager, Human Resources
Linda Briggs	Program Manager
Maureen Brophy	Program Manager
Carrie Butcher	Program Manager
Ron Cantin	Program Manager
Sonja Carcasole	Coordinator of Program Administration
Robin Cardozo	Chief Executive Officer (<i>until April 2012</i>)
Claire Carrier	Coordinator of Program Administration
Nelson Chan	Special Advisor, Finance
Alvin Chau	Network/Database Administration
Peter Chu	Director of Information Technology
Clarisse Chung-Moi	Coordinator of Program Administration
Kerrin Churchill	Regional Director
Kathleen Cleland Moyer	Program Manager
Andrea Cohen Barrack	Chief Executive Officer (<i>as of July 2012</i>)
Trudi Collins	Program Manager
Brian Conway	Program Manager
Colleen Coyne	Communications Officer, Event Planning
Gunilla Creutz	Coordinator of Program Administration
Sandra Cruickshanks	Vice-President, Engagement
Jonathan Davies	Coordinator of Program Administration
Sonia Dayal	Regional Director
Wendy Dempsey	Program Manager
Viola Dessanti	Senior Policy/Research Analyst
W. Blair Dimock	Vice President, Strategic and Performance
Geneviève Edmonds	Communications and Translation Services Officer

Staff

Name	Title
Patricia Else	Director of Grant Operations
Manfred Fast	Program Manager
Maggie Fischbuch	Program Manager
Faustina Fordjor	Coordinator of Program Administration
Arti Freeman	Program Manager
Jean Paul Gagnon	Program Manager
Lorraine Gandolfo	Manager, Communications and Public Affairs
Xuan Gao	Senior Programmer Analyst
Samantha Gemmell	Program Manager
Lina Giovenco	Coordinator of Program Administration
Doug Gore	Program Manager
Elena Gouchtchina	Coordinator of Program Administration
Loren Grebanier	Program Manager
Justine Greenland Duke	Senior Advisor, Knowledge Management
Sarah Harrington	Coordinator of Program Administration
Kevin Humphrey	Program Manager
Loida Ignacio	Coordinator of Program Administration
Rozina Issani	Receptionist
Sayyida Jaffer	Program Manager
Karen Kahelin	Program Manager
Kiyomi Kaiura	Financial Assistant
Cheryl Kanwar	Coordinator of Program Administration
Lori Kay	Communications Officer, Event Planning
Michael Keoshkerian	Assistant Coordinator
Angela Kooij	Senior Communications Officer
Diane Labelle-Davey	Vice-President, Community Investments
Francine Legault	Program Manager
Kalok Leung	Coordinator of Financial Administration
Inga Lubbock	Program Manager
Donna Maitland	Program Manager
Alexis Mantell	Senior Communications Officer
Angelita Marquez	Program Manager
Charlotte Martin	Coordinator of Program Administration
Melanie Maxwell	Manager of Administration
Valérie McMenemy	Web Designer
Stacey McDonald	Research and Knowledge Management Assistant
Gilmar Militar	Program Manager
Benny Min	Communications Officer, Event Planning
Manjula Mistry	Human Resources Advisor
Sherry Moore-Blake	Coordinator of Human Resources and Volunteer Relations
Faizel Mootheril	ESD Systems Administrator

Staff

Name	Title
Richard Mortimer	Special Advisor, Stakeholder Relations
Colette Naubert	Regional Director
Jennifer Newman	File and Mail Clerk
Clare Nolan	Program Manager
Eulan O'Connor	Executive Assistant, CEO
OmarY Omar	Program Manager
Stacey O'Neill	Coordinator of Program Administration
Ikem Opara	Program Manager
Renée Ouellet	Senior Communications Officer
Parul Pandya	Program Manager
Anne Pashley	Vice-President, Finance and Administration
Lenka Petric	Program Manager
Marius Picos	Senior Analyst, Research and Data
Jacqueline Powell	Program Manager
Beth Puddicombe	Regional Director
John Pugsley	Program Manager
Joanne Richmond	Project Manager, Business Process Improvement
Jennifer Risdon	Manager, Human Resources
Tracey Robertson	Program Manager
Carmen Robillard	Program Manager
Michael Russell	Business Systems Analyst
Jean-François Sabourin	Program Manager
Maja Saletto Jankovic	Regional Director
Dennis Scott	Help Desk Analyst
Saeed Selvam	Program Manager
Sanjay Shahani	Program Manager
Heather Shaw	Senior Policy/Research Analyst
Diane Sigouin-Daniel	Program Manager
Sheila Simpson	Program Manager
Stella Sosu	Receptionist
Marilyn Struthers	Program Manager
Mary-Jo Sullivan	Program Manager
Kelly Taiabjee	Director of Finance
Eric Terreau	Grants Systems Administrator
Yacouba Traore	Program Manager
Veronica Troy	File and Mail Clerk
James Tutty	Coordinator of Program Administration
Andre Vallillee	Program Manager
Sheren Vijendra	Audit Support Assistant
John Watibini Wamalwa	File, Facilities and Logistics Assistant
Jacinth Whittingham	Grants Systems Administrator

Staff

Name	Title
Kristian Whyte	File and Facilities Clerk
Colin Wilson	Program Manager
Dan Wilson	Manager of Policy, Research and Evaluation
Alexandra Wojtow	Program Manager
Constance Yau	Coordinator of Grant Administration
Shewhat Zeru	Communications Officer, Event Planning
Lisa Zucchiatti	Program Manager

Report on Financial Performance Ontario Trillium Foundation, March 31, 2013

- In 2012-2013, the Ontario Trillium Foundation received \$125.0 million from the Ministry of Tourism, Culture and Sport. (\$124.3 million is recorded in the Statement of Operations; the remaining \$700,000 is recorded in deferred contributions, for spending in the following year.) Other revenue sources include investment income (\$2.3 million) and funds made available as a result of rescinded grants (\$4.7 million).
- Of this funding, \$110.9 million was pledged for the Foundation's core grants programs (Community, Province-Wide, and Future Fund) and \$5.8 million for Community Capital Fund grants. Grant-making expenses, services to the community, support services, and amortization together amounted to \$14.7 million.
- At March 31, 2013, the Foundation held approximately \$139.6 million in investments, in fixed income securities (short-term treasury bills and government bonds). Most of these funds (\$129.8 million) are committed to multi-year grant pledges. The Foundation's investments are managed by the Ontario Financing Authority.
- Funds may be recovered, or future payments rescinded, in cases where circumstances (e.g. planned activities, budgets) change or where grant conditions or performance objectives are not met.
- Accumulated net assets at year-end totaled almost \$2.6 million, of which approximately \$1.9 million was invested in capital assets and \$700,000 represented unrestricted assets.
- Volunteers make a significant contribution to the operations of the Foundation. Given the difficulty of estimating monetary value, these contributions are not reflected in the financial statements.



KPMG LLP
Chartered Accountants
Yonge Corporate Centre
4100 Yonge Street Suite 200
Toronto ON M2P 2H3
Canada

Telephone (416) 228-7000
Fax (416) 228-7123
Internet www.kpmg.ca

INDEPENDENT AUDITORS' REPORT

To the Board of Directors of Ontario Trillium Foundation

We have audited the accompanying financial statements of Ontario Trillium Foundation, which comprise the statements of financial position as at March 31, 2013, March 31, 2012 and April 1, 2011, the statements of operations, changes in net assets and cash flows for the years ended March 31, 2013 and March 31, 2012, and notes, comprising a summary of significant accounting policies and other explanatory information.

Management's Responsibility for the Financial Statements

Management is responsible for the preparation and fair presentation of these financial statements in accordance with Canadian public sector accounting standards, and for such internal control as management determines is necessary to enable the preparation of financial statements that are free from material misstatement, whether due to fraud or error.

Auditors' Responsibility

Our responsibility is to express an opinion on these financial statements based on our audits. We conducted our audits in accordance with Canadian generally accepted auditing standards. Those standards require that we comply with ethical requirements and plan and perform the audit to obtain reasonable assurance about whether the financial statements are free from material misstatement.

An audit involves performing procedures to obtain audit evidence about the amounts and disclosures in the financial statements. The procedures selected depend on our judgment, including the assessment of the risks of material misstatement of the financial statements, whether due to fraud or error. In making those risk assessments, we consider internal control relevant to the entity's preparation and fair presentation of the financial statements in order to design audit procedures that are appropriate in the circumstances, but not for the purpose of expressing an opinion on the effectiveness of the entity's internal control. An audit also includes evaluating the appropriateness of accounting policies used and the reasonableness of accounting estimates made by management, as well as evaluating the overall presentation of the financial statements.

We believe that the audit evidence we have obtained in our audits is sufficient and appropriate to provide a basis for our audit opinion.

Opinion

In our opinion, the financial statements present fairly, in all material respects, the financial position of Ontario Trillium Foundation as at March 31, 2013, March 31, 2012 and April 1, 2011, and its results of operations and its cash flows for the years ended March 31, 2013 and March 31, 2012 in accordance with Canadian public sector accounting standards.

Chartered Accountants, Licensed Public Accountants

June 20, 2013
Toronto, Canada

ONTARIO TRILLIUM FOUNDATION

Statements of Financial Position

March 31, 2013, March 31, 2012 and April 1, 2011

	March 31, 2013	March 31, 2012	April 1, 2011
Assets			
Cash	\$ 1,055,028	\$ 1,182,571	\$ 1,221,652
Accounts receivable and other	672,176	1,049,712	732,080
Investments (note 3)	139,649,422	148,556,914	124,848,978
Capital assets (note 4)	1,876,252	1,981,870	603,950
	<u>\$ 143,252,878</u>	<u>\$ 152,771,067</u>	<u>\$ 127,406,660</u>

Liabilities and Net Assets

Liabilities:

Accounts payable and accrued liabilities	\$ 3,040,752	\$ 2,693,424	\$ 1,643,380
Deferred contributions (note 5(a))	7,833,584	7,121,701	5,843,932
Grants payable (note 5(b))	129,806,500	140,383,900	117,347,306
	<u>140,680,836</u>	<u>150,199,025</u>	<u>124,834,618</u>

Net assets:

Invested in capital assets	1,876,252	1,981,870	603,950
Unrestricted	695,790	590,172	1,968,092
	<u>2,572,042</u>	<u>2,572,042</u>	<u>2,572,042</u>

Commitments (note 8)

	<u>\$ 143,252,878</u>	<u>\$ 152,771,067</u>	<u>\$ 127,406,660</u>
--	-----------------------	-----------------------	-----------------------

See accompanying notes to financial statements.

On behalf of the Board:



Dev Sainani, Chair



Frank Passaro, Treasurer

ONTARIO TRILLIUM FOUNDATION

Statements of Operations

Years ended March 31, 2013 and 2012

	2013	2012
Revenue:		
Ontario government funding (note 5(a))	\$ 124,288,117	\$ 158,977,831
Grants rescinded or recovered (note 5(a))	4,666,514	2,758,847
Investment income (note 5(a))	2,349,290	3,189,948
	<u>131,303,921</u>	<u>164,926,626</u>
Expenses:		
Program activities:		
Grants pledged (note 5(b))	116,641,900	151,068,400
Grantmaking expenses (note 5(a))	12,358,434	11,741,769
Services to the community (note 7)	464,359	425,466
	<u>129,464,693</u>	<u>163,235,635</u>
Support services (note 5(a))	1,337,453	1,192,449
Amortization of capital assets	501,775	498,542
	<u>131,303,921</u>	<u>164,926,626</u>
Excess of revenue over expenses	\$ —	\$ —

See accompanying notes to financial statements.

ONTARIO TRILLIUM FOUNDATION

Statements of Changes in Net Assets

Years ended March 31, 2013 and 2012

2013	Invested in capital assets	Unrestricted	Total
Net assets, beginning of year	\$ 1,981,870	\$ 590,172	\$ 2,572,042
Excess (deficiency) of revenue over expenses	(501,775)	501,775	–
Purchase of capital assets	396,157	(396,157)	–
Net assets, end of year	\$ 1,876,252	\$ 695,790	\$ 2,572,042

2012	Invested in capital assets	Unrestricted	Total
Net assets, beginning of year	\$ 603,950	\$ 1,968,092	\$ 2,572,042
Excess (deficiency) of revenue over expenses	(498,542)	498,542	–
Purchase of capital assets	1,876,462	(1,876,462)	–
Net assets, end of year	\$ 1,981,870	\$ 590,172	\$ 2,572,042

See accompanying notes to financial statements.

ONTARIO TRILLIUM FOUNDATION

Statements of Cash Flows

Years ended March 31, 2013 and 2012

	2013	2012
Cash provided by (used in):		
Operating activities:		
Amortization of capital assets which does not involve cash	\$ 501,775	\$ 498,542
Change in non-cash operating items	(9,140,653)	25,046,775
	(8,638,878)	25,545,317
Capital activities:		
Purchase of capital assets	(396,157)	(1,876,462)
Investing activities:		
Purchase of investments	(1,129,210,760)	(1,054,162,127)
Disposal of investments	1,138,118,252	1,030,454,191
	8,907,492	(23,707,936)
Decrease in cash	(127,543)	(39,081)
Cash, beginning of year	1,182,571	1,221,652
Cash, end of year	\$ 1,055,028	\$ 1,182,571

See accompanying notes to financial statements.

ONTARIO TRILLIUM FOUNDATION

Notes to Financial Statements

Years ended March 31, 2013 and 2012

Ontario Trillium Foundation (the "Foundation" or "OTF"), an agency of the Ministry of Tourism, Culture and Sport (the "Ministry"), is financially supported by the Ontario government. OTF began operations as an arm's-length agency of the Ontario government on August 23, 1982 and was incorporated without share capital under the laws of Ontario under letters patent dated November 17, 1982. OTF's purpose is to build healthy and vibrant communities throughout Ontario, by strengthening the capacity of the voluntary sector through investments in community-based initiatives.

Government funding is subject to Memoranda of Understanding that define how the funds must be invested and distributed.

On April 1, 2012, the Foundation adopted Canadian public sector accounting standards. The Foundation has also elected to apply the 4200 standards for government not-for-profit organizations. These are the first financial statements prepared in accordance with these public sector accounting standards.

In accordance with the transitional provisions in Canadian public sector accounting standards, the Foundation has adopted the changes retrospectively, subject to certain exemptions allowed under these standards. The transition date is April 1, 2011 and all comparative information provided has been presented by applying Canadian public sector accounting standards.

A summary of transitional adjustments recorded to net assets and excess of revenue over expenditures is provided in note 11.

1. Significant accounting policies:

The financial statements have been prepared by management in accordance with Canadian public sector accounting standards, including the 4200 standards for government not-for-profit organizations.

(a) Revenue recognition:

OTF follows the deferral method of accounting for contributions, which include government funding. Unrestricted contributions are recognized as revenue when received or receivable if the amount to be received can be reasonably estimated and collection is reasonably assured. Externally restricted contributions are deferred and recognized as revenue in the year in which the related expenses are incurred.

Investment income is recorded on the accrual basis.

ONTARIO TRILLIUM FOUNDATION

Notes to Financial Statements (continued)

Years ended March 31, 2013 and 2012

1. Significant accounting policies (continued):

(b) Financial instruments:

Financial instruments are recorded at fair value on initial recognition. All other financial instruments are subsequently recorded at cost or amortized cost unless management has elected to carry the instruments at fair value. The Foundation has not elected to carry any such financial instruments at fair value.

Financial instruments are adjusted by transaction costs incurred on acquisition and financing costs, which are amortized using the effective interest rate method.

All financial assets are assessed for impairment on an annual basis. When a decline is determined to be other than temporary, the amount of the loss is reported in the statements of operations.

As financial instruments are recorded at cost or amortized costs, a statement of remeasurement gains and losses has not been included.

(c) Grants:

Grants are recorded as expenses in the year that the Foundation approves the grant.

(d) Allocation of support services expenses:

The Foundation classifies expenses on the statements of operations by function. The Foundation allocates certain costs by identifying the appropriate basis of allocating and applying that basis consistently each year. The Foundation allocates its support services expenses proportionately on a per capita basis.

(e) Capital assets:

Capital assets are recorded at cost less accumulated amortization. Amortization is provided on a straight-line basis over the following periods:

Furniture and fixtures	5 years
Computer hardware	3 years
Computer software	3 years
Leasehold improvements	Over term of lease

ONTARIO TRILLIUM FOUNDATION

Notes to Financial Statements (continued)

Years ended March 31, 2013 and 2012

1. Significant accounting policies (continued):

(f) Use of estimates:

The preparation of financial statements requires management to make estimates and assumptions that affect the reported amounts of assets and liabilities and disclosure of contingent assets and liabilities at the date of the financial statements and the reported amounts of revenue and expenses during the year. Actual results could differ from those estimates.

2. Change in accounting policy:

On April 1, 2012, the Foundation adopted Public Accounting Standards PS 3450, Financial Instruments ("PS 3450"), and PS 2601, Foreign Currency Translation. The standards were adopted prospectively from the date of adoption. The new standards provide comprehensive requirements for the recognition, measurement, presentation and disclosure of financial instruments and foreign currency transactions.

Under PS 3450, all financial instruments are included on the statements of financial position and are measured either at fair value or amortized cost based on the characteristics of the instrument and the Foundation's accounting policy choices (note 1).

3. Investments:

	March 31, 2013	March 31, 2012	April 1, 2011
Short-term investments	\$ 42,688,457	\$ 55,181,115	\$ 94,946,600
Bonds	24,373,775	19,518,889	29,902,378
Laddered bond portfolio	72,587,190	73,856,910	–
	<u>\$ 139,649,422</u>	<u>\$ 148,556,914</u>	<u>\$ 124,848,978</u>

All investments, excluding the laddered bond portfolio, are in fixed income securities and mature within the next nine months (March 31, 2012 - seven months; April 1, 2011 - five months). These investments bear interest from 0.96% to 1.29% (March 31, 2012 - 0.90% to 1.35%; April 1, 2011 - 0.90% to 1.20%).

ONTARIO TRILLIUM FOUNDATION

Notes to Financial Statements (continued)

Years ended March 31, 2013 and 2012

3. Investments (continued):

On April 1, 2011, OTF created a laddered bond portfolio. All bond investments are in fixed income securities and have maturity dates between six months and three years. These investments bear interest from 3.15% to 5.00% (March 31, 2012 - 3.25% to 6.00%).

The Ontario Financing Authority acts as OTF's investment manager under an investment management agreement that adheres to OTF's policies and procedures governing risk and also includes additional risk concern measures.

4. Capital assets:

March 31, 2013	Cost	Accumulated amortization	Net book value
Furniture and fixtures	\$ 949,889	\$ 715,120	\$ 234,769
Computer hardware	1,144,048	803,213	340,835
Computer software	1,174,501	1,016,508	157,993
Leasehold improvements	1,393,393	250,738	1,142,655
	\$ 4,661,831	\$ 2,785,579	\$ 1,876,252

March 31, 2012	Cost	Accumulated amortization	Net book value
Furniture and fixtures	\$ 985,061	\$ 689,495	\$ 295,566
Computer hardware	872,472	633,890	238,582
Computer software	1,071,710	899,421	172,289
Leasehold improvements	1,388,729	113,296	1,275,433
	\$ 4,317,972	\$ 2,336,102	\$ 1,981,870

April 1, 2011	Cost	Accumulated amortization	Net book value
Furniture and fixtures	\$ 809,812	\$ 756,300	\$ 53,512
Computer hardware	1,175,783	980,572	195,211
Computer software	960,771	730,372	230,399
Leasehold improvements	1,623,743	1,498,915	124,828
	\$ 4,570,109	\$ 3,966,159	\$ 603,950

ONTARIO TRILLIUM FOUNDATION

Notes to Financial Statements (continued)

Years ended March 31, 2013 and 2012

5. Deferred contributions and grants payable:

- (a) Deferred contributions represent funding received from the Ministry that has not yet been pledged as grants or spent on operations. These funds are restricted until grants are approved by the Board of Directors and pledged to third parties or until operating expenditures are made. OTF has controls in place to ensure that the restrictions on grant pledges are met prior to utilization of these funds.

March 31, 2013	General operations	Community Capital Fund	Total
Deferred contributions, beginning of year	\$ 6,618,706	\$ 502,995	\$ 7,121,701
Funding received:			
Ministry of Tourism, Culture and Sport:			
Annual core allocation	120,000,000	–	120,000,000
Special projects	–	5,000,000	5,000,000
	120,000,000	5,000,000	125,000,000
Investment income recorded as revenue	2,349,290	–	2,349,290
Grants pledged	(110,854,300)	(5,787,600)	(116,641,900)
Grantmaking expenses	(11,857,229)	(501,205)	(12,358,434)
Support services and amortization	(1,839,228)	–	(1,839,228)
Services to the community	(464,359)	–	(464,359)
Grants rescinded or recovered	2,636,700	2,029,814	4,666,514
Amounts recognized as Ontario government funding	(120,029,126)	(4,258,991)	(124,288,117)
Change during the year	(29,126)	741,009	711,883
Deferred contributions, end of year	\$ 6,589,580	\$ 1,244,004	\$ 7,833,584

ONTARIO TRILLIUM FOUNDATION

Notes to Financial Statements (continued)

Years ended March 31, 2013 and 2012

5. Deferred contributions and grants payable (continued):

March 31, 2012	General operations	Community Capital Fund	Total
Deferred contributions, beginning of year	\$ 5,599,404	\$ 244,528	\$ 5,843,932
Funding received:			
Ministry of Tourism, Culture and Sport:			
Annual core allocation	120,000,000	–	120,000,000
Special projects	–	40,255,600	40,255,600
	120,000,000	40,255,600	160,255,600
Investment income recorded as revenue	3,189,948	–	3,189,948
Grants pledged	(110,929,700)	(40,138,700)	(151,068,400)
Grantmaking expenses	(11,094,936)	(646,833)	(11,741,769)
Support services and amortization	(1,690,991)	–	(1,690,991)
Services to the community	(425,466)	–	(425,466)
Grants rescinded or recovered	1,970,447	788,400	2,758,847
Amounts recognized as Ontario government funding	(118,980,698)	(39,997,133)	(158,977,831)
Change during the year	1,019,302	258,467	1,277,769
Deferred contributions, end of year	\$ 6,618,706	\$ 502,995	\$ 7,121,701

On August 27, 2010, the Foundation signed an agreement with the Ministry to administer the Community Capital Fund to provide grants for specific infrastructure projects that support Ontario government priorities and help to revitalize community-based infrastructure by directing funding towards capital assets.

ONTARIO TRILLIUM FOUNDATION

Notes to Financial Statements (continued)

Years ended March 31, 2013 and 2012

5. Deferred contributions and grants payable (continued):

(b) Once OTF pledges grants for distribution, the grants are recorded as grants payable. Grants pledged and not yet distributed are payable, subject to the receipt of funds by OTF and to certain performance conditions placed on the recipients. The continuity of grants payable is as follows:

	2013	2012
Grants pledged	\$ 116,641,900	\$ 151,068,400
Grants rescinded	(3,715,300)	(2,172,506)
Grants paid	(123,504,000)	(125,859,300)
	(10,577,400)	23,036,594
Grants payable, beginning of year	140,383,900	117,347,306
Grants payable, end of year	\$ 129,806,500	\$ 140,383,900

Grants are payable to various organizations in the fiscal years ending March 31 as follows:

2014	\$ 87,726,900
2015	32,212,300
2016	8,923,600
2017	837,500
2018	106,200
	\$ 129,806,500

6. Allocation of expenses:

The Foundation allocates certain of its support services expenses based on the proportion of the total staff directly involved with grantmaking and services to the community. The following percentages were used to calculate the allocation: grantmaking, 71% (2012 - 71%) and services to the community, 3% (2012 - 4%).

Support services reported in the statements of operations of \$1,337,453 (2012 - \$1,192,449) are reported after allocation of \$3,594,261 (2012 - \$3,322,425) to grantmaking expenses and \$138,596 (2012 - \$147,476) to services to the community.

ONTARIO TRILLIUM FOUNDATION

Notes to Financial Statements (continued)

Years ended March 31, 2013 and 2012

7. Services to the community:

Services to the community are charitable activities other than grants, such as convening, knowledge sharing and technical assistance to community organizations.

8. Commitments:

Future minimum annual rental payments for premises under operating leases are as follows:

2014	\$ 1,223,000
2015	1,181,000
2016	1,125,000
2017	1,171,000
2018	1,237,000
Thereafter	4,601,000
	<hr/>
	\$ 10,538,000

In relation to these leases, OTF has agreed to indemnify the landlord against losses occurring on the lease premises which may arise out of a breach of the lease agreement.

9. Indemnification of officers and directors:

OTF has indemnified its past, present and future directors, officers, employees and volunteers against expenses (including legal expenses), judgments, and any amount actually or reasonably incurred by them in connection with any action, suit or proceeding in which the directors are used as a result of their service, if they acted honestly and in good faith with a view to the best interests of OTF. The nature of the indemnity prevents OTF from reasonably estimating the maximum exposure. OTF has purchased directors' and officers' liability insurance with respect to this indemnification.

ONTARIO TRILLIUM FOUNDATION

Notes to Financial Statements (continued)

Years ended March 31, 2013 and 2012

10. Financial risks:

(a) Liquidity risk:

Liquidity risk is the risk that the Foundation will be unable to fulfill its obligations on a timely basis or at a reasonable cost. The Foundation manages its liquidity risk by monitoring its operating requirements. The Foundation prepares budget and cash forecasts to ensure it has sufficient funds to fulfill its obligations.

Accounts payable and accrued liabilities are generally due within 60 days of receipt of an invoice.

There have been no significant changes to the liquidity risk exposure from 2012.

(b) Market risk:

Market risk is the risk that changes in market prices, such as foreign exchange rates or interest rates will affect the Foundation's income or the value of its holdings of financial instruments. The objective of market risk management is to control market risk exposures within acceptable parameters while optimizing return on investment.

Interest rate risk:

Interest rate risk is the risk that the fair value of future cash flows or a financial instrument will fluctuate because of changes in the market interest rates.

Financial assets and financial liabilities with variable interest rates expose the Foundation to cash flow interest rate risk. The Foundation is exposed to this risk through its investments.

As at March 31, 2013, had prevailing interest rates increased or decreased by 1%, assuming a parallel shift in the yield curve, with all other variables held constant, the estimated impact on the market value of bonds would approximate \$880,000.

The Foundation's investments are disclosed in note 3.

There has been no change to the interest rate risk exposure from 2012.

ONTARIO TRILLIUM FOUNDATION

Notes to Financial Statements (continued)

Years ended March 31, 2013 and 2012

11. Transitional adjustments:

(a) Net assets:

The following table summarizes the impact of the transition to Canadian public sector accounting standards on the Foundation's net assets as of April 1, 2011:

Net assets:	
As previously reported under Canadian generally accepted accounting principles, March 31, 2011	\$ 2,572,042
Adjustment to recognize non-vested sick leave - liability	69,171
Adjustment to recognize non-vested sick leave - deferred contributions	(69,171)
<hr/>	
Restated, April 1, 2011	<hr/> \$ 2,572,042 <hr/>

(b) Statements of operations:

As a result of the above-noted elections and the retrospective application of Canadian public sector accounting standards, the Foundation recorded the following adjustments to excess of revenue over expenses for the year ended March 31, 2012:

Excess of revenue over expenses:	
As previously reported under Canadian generally accepted accounting principles for the year ended March 31, 2012	\$ -
Increase to employee future benefit expense as a result of recognizing non-vested sick leave plans	(2,235)
Increase to Ontario government funding as a result of increased employee future benefit expense	2,235
<hr/>	
Restated for the year ended March 31, 2012	<hr/> \$ - <hr/>