

ONTARIO TRILLIUM FOUNDATION 2016 | 2017 ANNUAL REPORT

Building Healthy And Vibrant Communities



Ontario
Trillium
Foundation



Fondation
Trillium
de l'Ontario

An agency of the Government of Ontario
Un organisme du gouvernement de l'Ontario

July 28, 2017

The Honourable Eleanor McMahon
Minister of Tourism, Culture and Sport
9th Floor, Hearst Block
900 Bay Street
Toronto, Ontario M7A 2E1

Dear Minister McMahon,

On behalf of the Board of Directors of the Ontario Trillium Foundation (OTF), I am pleased to submit our Annual Report for the fiscal year 2016-2017.


In this report, you will find a brief summary that highlights the goals achieved by the Foundation. Also included is a list of grants made and our audited financial statements.

The Foundation is committed to building healthy and vibrant communities across Ontario through community-based initiatives that strengthen the capacity of the voluntary sector. We are grateful for the government's trust and for the annual funding as it has allowed us to continue to have a breadth of impact in communities across the province.

Our volunteer Board of Directors and Grant Review Teams, supported by a dedicated and knowledgeable professional staff, continue to provide outstanding leadership. We share a collective pride in the Foundation's successes, as described in this report.

We value the effective working relationship OTF has with your ministry, and we look forward to continuing our important work together.

Sincerely,



Tim Jackson,
Chair of the Board

TABLE OF CONTENTS

 Message from the Chair, Janet Yale	5
Message from the Chief Executive Officer, Andrea Cohen Barrack	7

ACCOUNTABILITY, IMPACT AND ORGANIZATIONAL EFFECTIVENESS

Review of 2016-2017 Achievements	9
Mission and Values	14
Investment Strategy	15

BUILDING HEALTHY AND VIBRANT COMMUNITIES

Granting Activities	19
Grants Summary	20
Community Grants	21
Algoma, Cochrane, Manitoulin, Sudbury	21
Champlain	22
Durham, Haliburton, Kawartha, Pine Ridge	24
Essex, Kent, Lambton	26
Grand River	27
Grey, Bruce, Huron, Perth	28
Halton-Peel	29
Hamilton	31
Muskoka, Nipissing, Parry Sound, Timiskaming	32
Niagara	33
Northwestern	34
Quinte, Kingston, Rideau	35
Simcoe-York	36
Thames Valley	38
Toronto	39
Waterloo, Wellington, Dufferin	42
Collective Impact	43
Ontario Grants	44
Youth Opportunities Fund	45
Youth Opportunities Fund Granting Summary	48
Ontario150 Community Capital Program	50

PARTNERS IN SERVING ONTARIO

Board of Directors	56
Grant Review Team Members	57

FINANCIAL REPORT

Report on Financial Performance	65
Auditor's Report	66
Statement of Financial Position	69
Statement of Operations	70
Statement of Changes in Net Assets	71
Statement of Cash Flows	72
Notes to Financial Statements	73

MESSAGE FROM THE CHAIR, JANET YALE



I am honoured to present the 2016-2017 annual report on behalf of the Board of Directors. This year was one of new opportunities, both to showcase the impact the Foundation's investments are having, and to undertake new challenges.

In 2016-2017, the Foundation invested **\$77,908,600** in **469 grants** to charitable and nonprofit organizations in our six Action Areas across the province. These grants will impact **over 750,000** Ontarians over the next three years:

- We supported **\$9,010,100** in grants that will assist more than **20,000** people to live more active lifestyles
- We contributed **\$18,494,700** in grants that will build inclusive and engaged communities for close to **50,000** people
- We dedicated **\$10,943,300** in grants that will encourage over **270,000** people to support a healthy and sustainable environment
- We invested **\$7,856,500** in grants to enrich the lives of more than **300,000** people through arts, culture and heritage
- We contributed **\$15,268,300** to support the positive development of over to **50,000** of Ontario's children and youth
- We contributed **\$16,335,700** to enhance the economic wellbeing of close to **63,000** people

We are proud to be a grantmaker of choice for the Government of Ontario. OTF continues to administer the Local Poverty Reduction Fund (LPRF) on behalf of the Government of Ontario. The Fund will allocate \$50 million over six years to support poverty reduction initiatives provincially, including dedicated funding for Indigenous-led projects. In 2016, in the second of three rounds of LPRF granting, OTF began administering an additional 30 projects that support innovative ways to help people break the cycle of poverty, find good jobs and end homelessness in Ontario. With the 41 projects approved in the first round, the total number of LPRF-supported initiatives is now 71. In Spring 2017, the LPRF team will gear up for its third and final round of awarding and administering grants.

On behalf of the Ministry of Children and Youth Services, we administer the Youth Opportunities Fund. Now in its fourth year, with an expanded budget of \$13.8 million, the Fund provides grants and capacity-building supports to youth-led grassroots groups and collaboratives serving young people who face multiple barriers to economic and social wellbeing.

This year, the Foundation was grateful to be chosen by the Government of Ontario to administer a one-time \$25-million Ontario150 Community Capital Program to celebrate the 150th anniversary of Ontario as a province. OTF is proud to stand alongside the provincial government to support communities across the province in leveraging Canada's 150th anniversary to help achieve community priorities, while marking a major milestone in the history and fabric of our province. Delivering this program was not part of our initial business plan for 2016-2017, so I commend our senior leadership team for making the challenging operational decisions that allowed the Foundation to deliver this program. I also thank our staff for their agility. This one-time program was a success and, as expected, demand for this fund was extremely competitive: we received 934 applications with a total request of



Janet Yale

\$142 million. In January, we announced 203 grants valued at almost \$22.4 million to support the repair, renovation or retrofit of existing public places and spaces where communities gather. In total, these investments will result in almost 1.4 million square feet of renovated community space and more than 36,000 hours of additional availability for physical activity and arts programming.

OTF continues to demonstrate its leadership in the public benefit sector, and the Foundation's work in the open data space is being recognized both in the sector and within the Ontario government. OTF delivered a "How to Do Open Data" workshop for more than 30 agencies of the Ministry of Tourism, Culture and Sport. We also partnered with Stanford Centre on Philanthropy and Civil Society to host "Transform the Sector" in Toronto in February 2017, a conference about revolutionizing the social sector's use of digital data. Part of the Foundation's open data strategy, the conference attracted more than 300 attendees and contributed to our leadership in outcomes-based funding in Ontario.

OTF served as an advisor on the development of the Province's new strategy for Social Enterprise and its Impact Measurement Task Force.

In November, we welcomed 200 Grant Review Team members, Board Members and staff to the bi-annual OTF Conference in Toronto. A highly-anticipated event for our volunteers, this conference was a great opportunity for our staff and volunteers to build a cohesive organizational culture, develop skills to strengthen our grantmaking capacity, and celebrate a year of accomplishments under our new Investment Strategy. There we unveiled five regional community reports including the Canadian Index of Wellbeing indicators. The reports provide evidence for the sector broadly, and for our volunteers in particular, to better understand where investment is required in their communities.

New volunteer appointments to our Grant Review Teams made a positive impact on our volunteers' ability to review and analyze grants. We thank the Minister for her assistance in improving the appointment process for our volunteers. This year 46 new Grant Review Team members were appointed.

This year message marks my last year as OTF Chair, and it has been as rewarding as it has been productive. I am most grateful to my fellow Board members, the Grant Review Team Members, and the staff who served alongside me. Their support and dedication is vital to the Foundation's success. I remain humbled to have been in such good company.

I will greatly miss my volunteer experience leading the Foundation, and have every confidence OTF will continue to make great grants with significant impact under the leadership of a new Chair and CEO. I wish everyone at OTF much continued success in fulfilling our mandate of creating healthy and vibrant communities.



Janet Yale,
Chair of the Board (until June 15, 2017)

MESSAGE FROM THE CHIEF EXECUTIVE OFFICER, ANDREA COHEN BARRACK



The Ontario Trillium Foundation believes in the value of continuous learning and improvement, and this fiscal year we demonstrated that by implementing changes resulting from lessons learned since the launch of our ReDesign in 2015. The year 2016-2017 was notable because we refined and fine-tuned both our online and internal procedures and policies relating to our new Investment Strategy. We are excited about several important initiatives related to granting that will enhance the applicant experience, and improve OTF business operations. These enhancements will help us make higher impact grants that will benefit communities.

We moved to a single deadline per year for three of our four Investment Streams: Seed, Grow and Capital with year-round acceptance of applications for the Collective Impact Investment Stream. This best practice offers potential applicants access to enhanced support and an even more focused and streamlined process.

This year OTF began an ambitious outreach strategy that provides more tailored and personalized support for our applicants. We are offering in-person information sessions in communities across Ontario and extended hours of our Support Centre. To ensure we keep hearing from those we serve, we launched a new customer feedback survey, and coached staff to deliver a “wow” customer experience at every level. As a result, our customer satisfaction rating rose from 69 per cent to 81 per cent over a three-month period.

We increased accountability and transparency by redefining the role of program manager into three specializations: Sector Capacity Specialist (helping applicants submit solid, viable applications), Impact Investment Specialist (assessing applications), and Grantee Relations Specialist (monitoring grantee progress). These specializations have maintained objectivity during the application assessment phase of our work while we offer enhanced outreach and support.

We continue to fund a growing roster of projects that are tackling complex systemic issues through our Collective Impact Stream. We are excited to watch as some of these grantees are moving from defining impact (Stage 1) to organizing for impact (Stage 2) in their efforts to create change in their communities.

The Services to the Community program developed a three-year action plan for its new approach providing capacity-building supports directly to the public benefit sector. Priorities we will focus on for providing “assistance beyond the grant” for 2017-2020 are: leadership development, supporting collaboration and innovation among organizations in the sector, facilitating cross-sectoral learning and providing technical and capacity-building supports around evaluation and measurement.

We established several partnerships this year in support of amplifying the sector and its impact. Through a partnership with the Assemblée de la Francophonie de l’Ontario, OTF is looking at ways to better support Ontario’s Francophone nonprofit community. We also partnered with Social Innovation Generation bringing a level of awareness and credibility to Social Research and Development (R&D) and collaborating with other funders increasing infrastructure for Social R&D.



Andrea Cohen Barrack

Our Measurement, Evaluation and Learning department launched several eLearning modules and field-tested a prototype for an OTF Knowledge Centre, a bilingual platform where people in the sector can exchange ideas and share successes.

We adopted a new Balanced Scorecard, used to report on measures that track our progress on our annual Business Plan. The Balanced Scorecard is generated from data objectively tracked by OTF from a range of internal systems and external third-party providers.

We enhanced the mobility and agility of our workforce by implementing several information technology improvements. We implemented a new wireless network, and new online tools including a portal for the Board of Directors, and we migrated 90 per cent of business-critical systems to the cloud. OTF deployed a new staff Intranet, WINK (What I Need to Know), a forum where employees can exchange ideas and information related to their work.

We implemented a Talent Management Strategy in the fall of 2016 leveraging a high-performance staff culture and outlining steps we will take to attract, retain and grow our talent.

I commend our talented and agile staff for the work they do on behalf of the Foundation and the public benefit sector in Ontario. I gratefully acknowledge their commitment during what has been another year of change at the Foundation as we aspire to meet the changing needs of the sector and the communities we serve.

One of our constant great strengths is our support for local volunteer decision-making through our Grant Review Teams. I am humbled by the considerable expertise and commitment I see our volunteers bring to their roles and their dedication to supporting our mission.

In March 2016 after five years as the head of this tremendous organization I announced I was leaving to take on a role in the private sector. I am honoured to have led the transformation the Foundation has undertaken in the last three years, and I leave knowing the organization is well positioned for continued support of healthy and vibrant communities. I wish to personally acknowledge our Chair, Janet Yale, and the Board of Directors for their exemplary leadership and steady guidance.



Andrea Cohen Barrack
Chief Executive Officer (until April 21, 2017)

ACCOUNTABILITY, IMPACT AND ORGANIZATIONAL EFFECTIVENESS

The Ontario Trillium Foundation Business Plan for the year covered four major performance goals, each with supporting objectives. The following summarizes the organization's achievements relative to those goals and objectives.

ONTARIO TRILLIUM
FOUNDATION REVIEW
OF 2016-2017
ACHIEVEMENTS



GOAL 1: BRING VALUE TO OUR STAKEHOLDERS

Objective 1: Invest in the highest impact grants to catalyze positive change in communities

Achievements:

- OTF approved 469 high-impact investments totaling 77.9 million through the Seed, Grow, and Collective Impact streams.
 - These grants will impact 750,000 Ontarians over the next 3 years.
 - These investments were made in six action areas with the following distribution: Active People 11%; Connected People 24%; Green People 14%; Inspired People 10%; Promising Young People 20%; and Prosperous People 21%.
- In addition, 203 grants valued at \$22,370,000 were awarded through the Ontario150 Community Capital Program. They are expected to result in 1.4 million square feet of renovated community space and close to 36,000 hours of additional availability for physical activity and arts programming.
- To support grantee success, 12 Program Managers transitioned to providing enhanced grantee engagement and monitoring for over 1,500 active grants. Multiple touch

points to inform and support grantees were introduced into the monitoring processes with a focus on helping grantees achieve success.

- OTF developed a multi-year Business Intelligence strategy for roll-out in 2017-2018 and introduced new reporting analytics to strengthen evidence-based decisions and measure the long-term aggregated impact of OTF funding.

Objective 2: Support the public benefit sector to amplify its impact

Achievements:

- OTF provided a variety of capacity-building services for the public benefit sector in Ontario, including:
 - Workshops, webinars and e-learning modules on evaluation best practices
 - Financial leadership training opportunities
 - Workshops and conference opportunities on collective impact strategies and implementation
- OTF served as an advisor on the development of the Province's new strategy for Social Enterprise and its Impact Measurement Task Force.



1.4 million square feet of renovated community space and close to 36,000 hours of additional availability for physical activity and arts programming



GOAL 2: MAXIMIZE OUR FINANCIAL RESOURCES

Objective 1: Invest in a balanced portfolio of grants for immediate and long-term positive change

Achievements:

- Met overall organizational targets. For the 2016-2017 fiscal year, OTF's investments supported a balanced portfolio of grants for immediate, medium, and long term outcomes. The breakdown was: 62% Grow, 14% Seed, 2% Collective Impact, and 23% Capital via the Ontario150 Community Capital Program.
- A staff team designed an enhanced approach to providing outreach across the province including in-person presentations, hands-on workshops, one on one coaching sessions and scheduled meetings with potential applicants to increase the likelihood of potential applicants submitting high-quality applications. As a result, 18 in-person forums were held across Ontario between January 10th and February 10th. These forums engaged a total of 427 people and were focused on preparing audiences for the February Seed grant deadline. In the same timeframe, four online 'coffee chats' reached 37 people. Four webinars in the north allowed an additional 54 people to participate in learning sessions. Quickly following these sessions work started on planning and scheduling over 80 outreach sessions for April and May aimed at enhanced support for potential Grow grant applicants.

Objective 2: Deliver value for money in the use of public funds

Achievements:

- In addition to the Youth Opportunities Fund and the Local Poverty Reduction Fund, OTF delivered two Ontario150 granting initiatives: Ontario150 Community Capital grants (\$25 million) and youth-led civic engagement initiatives through the Youth Opportunities Fund (\$850,000).
- As part of a specific quality assurance activity, the quality assurance audit processes were reviewed with the intent to integrate them into the current OTF online grant management system.
- OTF continued to enhance communications strategies to tell the story of our impact. The on-going implementation of an integrated digital communications approach included the increased use of online tools, webinars, screencasts, and a master slide library to ensure consistency of messaging across the Foundation for outreach activities.
- OTF increased its social media presence, holding monthly 'Twitter Chats' to engage stakeholders, creating an Instagram account, and developing a calendar of content to systematize interaction on social media.
- Cross-promotional partnerships with conferences, special events, and other engagement opportunities continue to be a factor in supporting the positive brand of OTF. The Local Poverty Reduction Found, the expansion of



469

grants totaling \$77,908,600
made under the Foundation's
Community, Ontario Fund and
Collective Impact programs

the scope of the Youth Opportunities Fund and various partnerships with the Canadian Index of Wellbeing (CIW), the W. Garfield Weston Foundation, and Powered by Data provided great opportunities for additional media exposure and communications opportunities.

- OTF's administration of the Ontario 150 Community Capital Program helped associate OTF with the positive stories related to the celebrations of the 150th anniversary of Canada and Ontario.

- This year, we have supported 380 grant recognition events (vs. 272 the year before) with a 73% attendance rate by Members of Provincial Parliament (MPP). These events help tell our story of impact in the communities, but are also a formidable way to stay connected with local MPPs and potential applicants and to keep our volunteers engaged in a positive and rewarding way.



GOAL 3: IMPLEMENT EFFECTIVE ORGANIZATIONAL PRACTICES

Objective 1: Cultivate high performance by staff and volunteers

Achievements:

- The main factor that drives volunteer engagement is effective recruitment. The more volunteers are appointed, the better we can manage volunteer workload, and the more substantial Grant Review Team meetings and deliberations are. This year has been positive, with 46 new Grant Review Team member appointments.
- The OTF Volunteer Conference in November 2016 also drove volunteer engagement and was a great opportunity to offer meaningful training and education to our volunteers.
- In 2016 we engaged employees and leaders in brainstorming what it would take for us to build a high-performance culture at OTF. The first step was to uncover the behaviors that would lead to high-performance, that were crystalized into our core competencies: accountability, agility, and excellence. The Talent and Engagement team then focused on aligning HR processes such as recruitment, training and development, succession planning, and performance management to the

new core competencies to support a high-performance culture.

- OTF has implemented a more aggressive outreach strategy that includes better tailored and more personalized applicant support. The implementation of this new phase of outreach activities is key to deliver outstanding customer service.
 - We have increased the ways applicants can interact with OTF staff for support. Outreach sessions are more in-depth and provide opportunities for one to one coaching sessions with Program Managers.
 - The Support Centre's hours of operation are extended at peak periods, and Program Managers are available for one to one appointments over the phone or in person.
 - We have focused staff training around delivering a "wow" experience to applicants and stakeholders and empowering all staff to address applicants' needs. As a result, customer satisfaction rose from 69% at Q3 to 81% at Q4.





84% of the grantees were fully compliant



80% of monitoring activities audited complied fully with requirements



17 Program Managers focus on application assessments

Objective 2: Ensure accountable and accessible granting practices

Achievements:

- OTF improved consistency in applying the new Investment Strategy by having 17 Program Managers focus on application assessments, offering staff and volunteers continual training sessions at opportune times in the granting process, delivering regular training at GRT meetings and developing mechanisms for staff to refresh their understanding of the strategy and practices at their own chosen time. Because of steps taken, alignment of approved grants with the Investment Strategy steadily improved over the year and almost 100% of volunteers scored submitted applications.
 - After our 2015 Investment Strategy was rolled out and fully implemented, staff spent the latter half of 2016 collecting and documenting areas of potential improvement, including procedures and policies that required realignment and tweaks to the granting system. Commonly referred to as 'ReDesign 2.0,' the identified modifications and adaptations were designed and undertaken during Q3 and Q4 with roll out of the improvements on track for release in mid-May, 2017.
 - Initially, we considered a plan to broadly restructure our regional operations and boundaries, with the intent of making the granting fairer and more accessible to small communities. While that approach would have generated many benefits, we also heard from several stakeholders that it would bring disruption and drawbacks in other ways. We are therefore not going down that road now. We do, however, recommend that the future restructuring of boundaries be considered and pursued over a longer timeframe with broader consultations and in line with government objectives. We are taking a three-pronged approach to making grants more accessible: a shift to a simple, single annual calendar for all granting programs; enhanced support for applicants; and system and process improvements for applicants and grantees.
- Results of the **Grantee Compliance Audit** of 110 grantees show that 84% of the grantees were fully compliant, with either no concerns or minor concerns. This is just shy of the Business Plan target of 85% for the year. Most compliance concerns appear to result from financial reporting requirements, as well as a lack of clarity in a previous version of the Reallocation of Grant Funds Policy. Efforts to further clarify reporting requirements to grantees are being considered and should help improve compliance.
 - The results of the **Grant Monitoring Audit** were improved from last year (80% of monitoring activities audited complied fully with requirements, vs. 70% for 2015-2016). This exceeds our Business Plan goal of 75%, especially considering this was the first year that our other granting programs (i.e. Youth Opportunities Fund and Local Poverty Reduction Fund) were also audited. Compliance concerns appeared to stem from issues that resulted during file transition stage between program staff. As part of the continuing implementation of staff specialisations, there is a concerted effort to ensure that file transfers receive additional attention. This will help improve compliance moving forward.



GOAL 4: ENHANCE LEARNING AND GROWTH

Objective 1: Foster learning and knowledge sharing to enhance impact in our Action Areas

Achievements:

- OTF designed and field-tested a prototype for a digital Knowledge Centre to be launched in 2017-2018.
- We delivered Regional Reports on community wellbeing indicators across Ontario, from the Canadian Index of Wellbeing.
- OTF hosted a series of workshops and learning sessions on OTF's six Action Areas in all regions of the province.
- Strategy Leads, Program staff and staff in Measurement Evaluation and Learning worked together in a variety of learning environments aimed at broadening internal expertise. Ranging from one-on-one conversations, Tea Box Tuesday sessions, to presentations at meetings, staff were keen to build

their knowledge. To further enhance their proficiency, program staff assessing and scoring applications also started plans for a rotating panel to review and discuss the alignment of application assessments.

Objective 2: Advance and share our practice in outcomes-based funding and evaluation

Achievements:


- In partnership with *Powered by Data*, OTF convened over 350 people in a major conference, *Transform the Sector*, on new directions and best practices in open data and shared measurement. Held in Toronto in February 2017, this conference was a milestone that positioned OTF as a game changer and sector leader in open data, measurement and evaluation, and best online granting practices.



2016

we engaged employees and leaders in brainstorming what it would take for us to build a high-performance culture at OTF

OUR MISSION AND VALUES

 The Ontario Trillium Foundation is an agency of the Government of Ontario and Canada's largest granting foundation.

The mission of the Ontario Trillium Foundation is to build healthy and vibrant communities throughout Ontario by strengthening the capacity of the voluntary sector, through investments in community-based initiatives.

Our values guide the Foundation, direct our activities and help shape our culture. Our volunteers and staff reflect these values in their actions and relationships.

- We act with integrity and fairness.
- We provide outstanding customer service.
- We lead change that matters to communities.
- We pursue excellence in all we do.
- We improve through knowledge and learning.
- We build trust through transparency and accountability.



INVESTMENT STRATEGY



In the next decade, the Ontario Trillium Foundation will invest over \$1 billion in the province's public benefit sector. As a public agency accountable for the use of public funds, we want to make sure we can measure and demonstrate the benefit of that investment, and ensure we are leading change that matters.

Because certain types of investments yield greater impact, we developed an Investment Strategy which explains what and how we fund, and why we have chosen to focus our investments in six areas.

Our Investment Strategy identifies the most important changes we think need to happen in Ontario over the next decade for communities to be more healthy and vibrant.

Canadian Index of Wellbeing

To measure the long term impact of our work, we have chosen to work with the **Canadian Index of Wellbeing (CIW)**. Launched in 2009, the CIW uses rigorous research to determine whether Canadians are making progress towards sustainable wellbeing in eight inter-connected domains. A total of 64 indicators, taken from over 130 data sources, are used to monitor these domains.

OTF commissioned the CIW to produce a provincial report entitled "[How Are Ontarians Really Doing?](#)" Spanning a 17-year period (1994 to 2010), this report tells the story of Ontario's successes and challenges in each of the CIW's eight domains of wellbeing.

As a result of this collaboration, OTF chose to focus its investments on 12 of the CIW's 64 measurement indicators. Although influenced by many other factors, these indicators will be the best measure of OTF's accumulated impact over the next decade.


Investing for Impact

To focus our efforts and enable better decision-making, and measure our results over the short and medium terms, we have developed our Investment Strategy around a theory of change:

- Action Areas define what we mean by healthy and vibrant communities. These are aligned with the 12 long-term indicators of community wellbeing from the Canadian Index of Wellbeing.
- Priority Outcomes are what we aim to achieve as a result of our investments and are defined by two or three grant results.
- Grant Results are components that, together, achieve the Priority Outcome, and that can be measured through the use of specific indicators or metrics.
- Investment Streams are the way applicants will come into the Foundation, choosing the kind of grant that best fits the size and scope of their project.



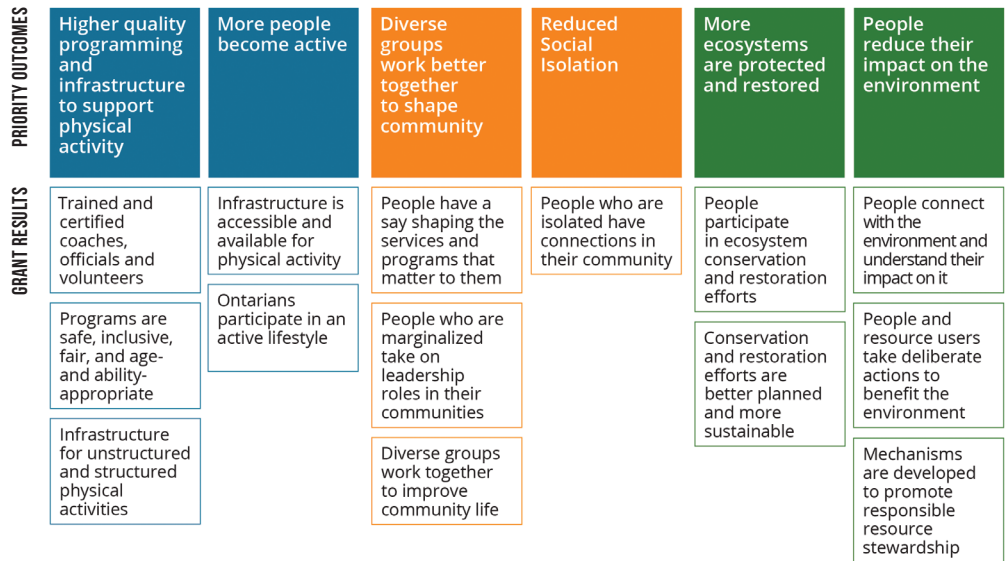
In the next decade, OTF will invest over \$1 billion in Ontario



Action Areas aligned with 12 indicators from the CIW

INVESTMENT STRATEGY

WHAT WE FUND



Avg. % of time spent on the previous day in arts and culture activities	% children doing well on 5 developmental domains	% of persons in low income
	Avg. of 5 social & emotional competence scores, 12-13 year olds	
	% of 20-24 year olds completing high school	
		Scaled value of CSLS economic security index



Enriching people's lives through arts, culture and heritage



Supporting the positive development of children and youth



Enhancing people's economic wellbeing

ACTION AREAS

Better quality programming and infrastructure to experience culture, heritage and the arts	More people connect with culture, heritage and the arts	More children and youth have emotional and social strengths	More youth are meaningfully engaged in the community	Increased economic stability	Increased economic opportunity
Arts, culture and heritage have appropriate spaces	Access to arts-based learning opportunities and compelling artistic, cultural and heritage experiences	Parents, caregivers and adult allies have the skills to support children and youth who are facing barriers	Youth facing barriers volunteer and are in leadership roles	People who are economically vulnerable have access to community services that enhance financial stability	People have the skills and knowledge to achieve greater financial independence
Skills and knowledge are transferred to the next generation of artistic leaders	People are engaged in community-based arts creation	Children and youth who are facing barriers develop strong emotional and social skills	Youth are involved in creating solutions for challenges facing their communities	People who are economically vulnerable are able to meet their basic needs	People become and stay employed
	Preservation and animation of cultural heritage				People become entrepreneurs

PRIORITY OUTCOMES

GRANT RESULTS

FOUR INVESTMENT STREAMS



WHAT TYPES OF GRANTS DO WE MAKE?

In 2016, OTF granted in four different Investment Streams, each based on the size and need of our grantees.



Starting projects
at the idea or
conceptual stage



Broadening access
to & improving
community spaces



Building on the
success of a proven
model or program

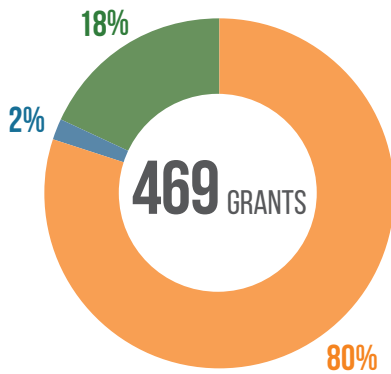


Bringing about
fundamental change
with collective action

GRANTING ACTIVITIES 2016-2017

GRANTS APPROVED – OTF INVESTMENT STREAMS

INVESTMENT STREAM	AMOUNT APPROVED	NO. OF GRANTS
Seed	\$13,914,900	256
Grow	\$62,336,200	178
Collective Impact	\$1,657,500	35
Total Grants Approved	\$77,908,600	469



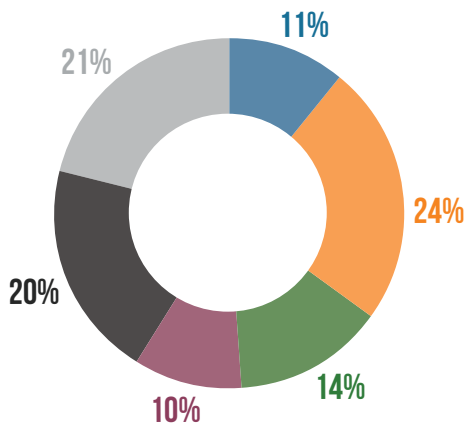
GRANTING BY INVESTMENT STREAM – OTF OVERALL

APRIL 1, 2016 TO MARCH 31, 2017

GROW **80%**
 COLLECTIVE IMPACT **2%**
 SEED **18%**

GRANTS APPROVED – OTF ACTION AREAS

ACTION AREA	AMOUNT APPROVED	NO. OF GRANTS
Active People	\$9,010,100	50
Connected People	\$18,494,700	104
Green People	\$10,943,300	64
Inspired People	\$7,856,500	68
Promising Young People	\$15,268,300	93
Prosperous People	\$16,335,700	90
Total Grants Approved	\$77,908,600	469



GRANTING BY ACTION AREA – OTF OVERALL

APRIL 1, 2016 TO MARCH 31, 2017

ACTIVE PEOPLE **11%**
 CONNECTED PEOPLE **24%**
 GREEN PEOPLE **14%**
 INSPIRED PEOPLE **10%**
 PROMISING YOUNG PEOPLE **20%**
 PROSPEROUS PEOPLE **21%**

GRANTS SUMMARY



COMMUNITY INVESTMENTS	AMOUNT APPROVED	GRANTS
Algoma, Cochrane, Manitoulin & Sudbury	\$2,961,200	20
Champlain	\$6,541,300	37
Durham, Haliburton, Kawartha & Pine Ridge	\$5,054,700	36
Essex, Kent, Lambton	\$3,654,300	21
Grand River	\$1,396,100	9
Grey, Bruce, Huron & Perth	\$1,743,300	16
Halton Peel	\$9,380,300	44
Hamilton	\$2,528,200	17
Muskoka, Nipissing, Parry Sound & Timiskaming	\$977,400	8
Niagara	\$2,232,400	19
Northwestern	\$2,119,100	12
Quinte, Kingston, Rideau	\$2,239,900	15
Simcoe York	\$7,771,400	43
Thames Valley	\$3,463,600	26
Toronto	\$13,596,600	66
Waterloo, Wellington & Dufferin	\$4,390,300	20
Ontario	\$5,505,300	23
Sub-Total	\$75,555,400	432
Grants subsequently modified or rescinded	\$695,700	2
Community Investments	\$76,251,100	434
Collective Impact	\$1,657,500	35
TOTAL ALL GRANTS	\$77,908,600	469



GRANTING BY COMMUNITY INVESTMENTS

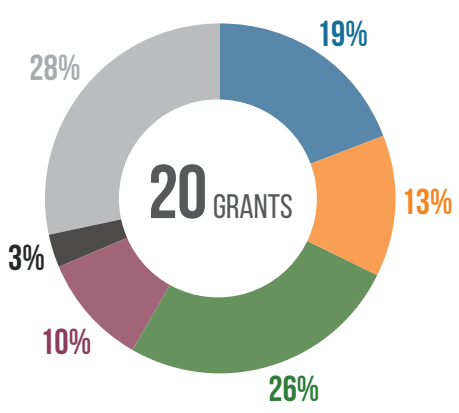
COMMUNITY INVESTMENTS **\$76,251,100**
 STRATEGIC INVESTMENTS **\$1,657,500**
 TOTAL ALL GRANTS **\$77,908,600**

ALGOMA, COCHRANE, MANITOULIN & SUDBURY

ORGANIZATION NAME	AMOUNT AWARDED	TERM
Algoma Substance Abuse Rehabilitation Centre as a lead organization on this collaborative	\$75,000	11 mos
Arts Council of Sault Ste. Marie & District	\$71,000	11 mos
Habitat for Humanity Sault Ste. Marie and Area	\$384,700	36 mos
Invasive Species Centre as a lead organization on this collaborative	\$361,400	24 mos
NEOnet Inc. as a lead organization on this collaborative	\$254,200	24 mos
Noojmowin Teg Health Centre as a lead organization on this collaborative	\$651,900	36 mos
reThink Green as a lead organization on this collaborative	\$37,100	12 mos
Sault Ste Marie Innovation Centre as a lead organization on this collaborative	\$75,000	11 mos
Social Planning Council of Sudbury	\$51,300	12 mos
Social Planning Council of Sudbury	\$22,800	6 mos
Social Planning Council of Sudbury as a lead organization on this collaborative	\$37,400	12 mos
Social Planning Council of Sudbury as a lead organization on this collaborative	\$30,800	12 mos
Social Planning Council of Sudbury as a lead organization on this collaborative	\$44,600	12 mos
SportLink – Greater Sudbury Sport Council	\$75,000	12 mos
SportLink – Greater Sudbury Sport Council as a lead organization on this collaborative	\$450,000	35 mos
The Manitoulin Tourism Association Inc. as a lead organization on this collaborative	\$12,600	3 mos
The Manitoulin Tourism Association Inc. as a lead organization on this collaborative	\$28,900	4 mos
Thinking Rock Community Arts as a lead organization on this collaborative	\$72,500	12 mos
Timmins Native Friendship Centre as a lead organization on this collaborative	\$75,000	11 mos
White Buffalo Road Healing Lodge Corp.	\$150,000	36 mos
Number of Grants	20	
Sub-Total	\$2,961,200	

\$2.9M

20
TOTAL GRANTS



ACTION AREAS OF FUNDING

- ACTIVE PEOPLE 19%
- CONNECTED PEOPLE 13%
- GREEN PEOPLE 26%
- INSPIRED PEOPLE 10%
- PROMISING YOUNG PEOPLE 3%
- PROSPEROUS PEOPLE 28%

CHAMPLAIN



ORGANIZATION NAME

AMOUNT AWARDED

TERM

ORGANIZATION NAME	AMOUNT AWARDED	TERM
Big Brothers Big Sisters Ottawa	\$657,900	35 mos
Biodiversity Conservancy International	\$242,000	35 mos
Blueprint Pathways	\$515,400	36 mos
Canadian Organic Growers	\$162,700	24 mos
Centre Charles-Émile-Claude, centre polyvalent des aîné(e)s Inc.	\$113,200	23 mos
Centre de ressources communautaires Orléans-Cumberland	\$394,100	36 mos
Centre des services communautaires Vanier as a lead organization on this collaborative	\$396,300	35 mos
Community Resource Centre (Killaloe) Inc.	\$311,600	29 mos
Conseil Economique et Social d'Ottawa Caleton	\$75,000	12 mos
Daybreak Non Profit Housing as a lead organization on this collaborative	\$24,200	8 mos
Discovery Routes Trails Organization as a lead organization on this collaborative	\$237,400	35 mos
Eastern Ontario Training Board as a lead organization on this collaborative	\$197,700	24 mos
Fondation Acacia	\$50,800	11 mos
Les Éditions David	\$35,700	10 mos
MASC	\$195,000	36 mos
Minwaashin Lodge – Aboriginal Women's Support Centre	\$44,500	9 mos
Ottawa Arts Council /Conseil des arts d'Ottawa as a lead organization on this collaborative	\$32,500	12 mos
Ottawa Community Loan Fund as a lead organization on this collaborative	\$65,800	12 mos
Ottawa Riverkeeper/Sentinelles de la rivière des Outaouais	\$262,900	35 mos
Parkdale Food Centre as a lead organization on this collaborative	\$49,800	12 mos
Physical and Health Education Canada as a lead organization on this collaborative	\$75,000	11 mos
Planned Parenthood Ottawa as a lead organization on this collaborative	\$74,900	12 mos
RA Centre as a lead organization on this collaborative	\$75,000	12 mos
SAW Video Media Art Centre	\$249,500	29 mos
Social Development Council of Cornwall and Area as a lead organization on this collaborative	\$74,600	12 mos
Social Development Council of Cornwall and Area as a lead organization on this collaborative	\$75,000	11 mos
Social Development Council of Cornwall and Area as a lead organization on this collaborative	\$39,800	11 mos
Social Research and Demonstration Corporation as a lead organization on this collaborative	\$62,700	12 mos
Société franco-ontarienne de l'autisme	\$13,300	11 mos

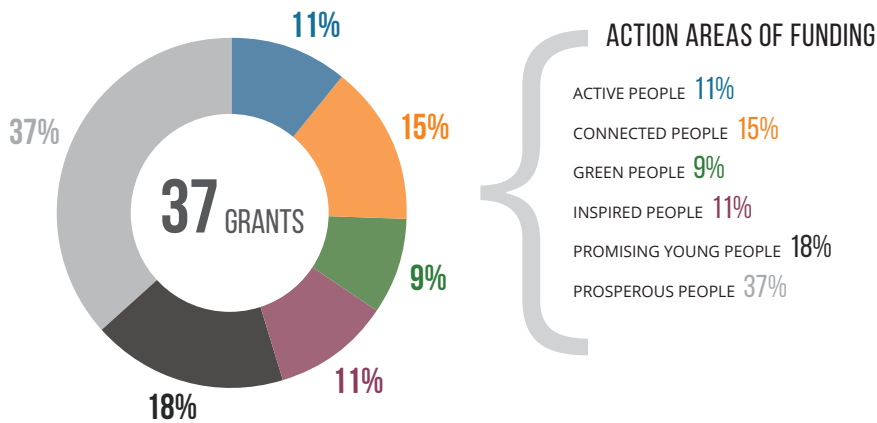
\$6.5M

37

TOTAL GRANTS

CHAMPLAIN

ORGANIZATION NAME	AMOUNT AWARDED	TERM
Somali Centre for Family Services as a lead organization on this collaborative	\$9,900	3 mos
St. Lawrence River Institute of Environmental Sciences	\$75,000	12 mos
The Anglican Diocese of Ottawa as a lead organization on this collaborative	\$75,000	11 mos
Tucker House Renewal Centre	\$49,500	11 mos
United Way Ottawa as a lead organization on this collaborative	\$666,200	35 mos
World Folk Music Ottawa	\$45,900	11 mos
Youth Ottawa as a lead organization on this collaborative	\$229,000	36 mos
Youth Services Bureau of Ottawa	\$586,500	36 mos
Number of Grants	37	
Sub-Total	\$6,541,300	



DURHAM, HALIBURTON, KAWARTHA & PINE RIDGE

\$5M

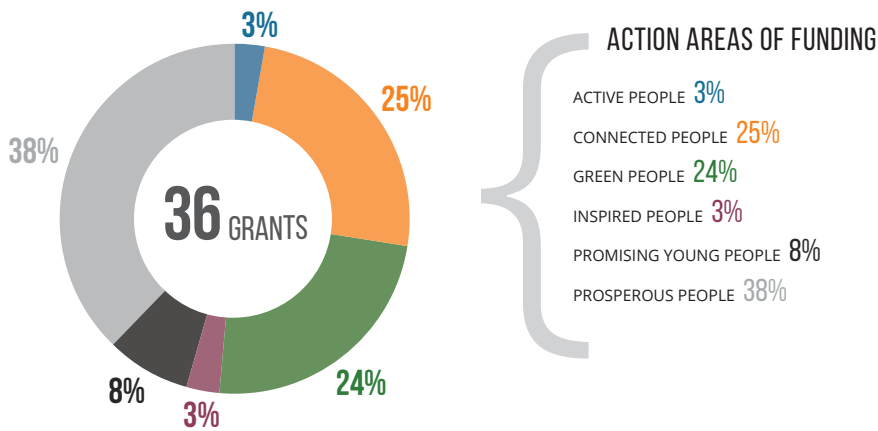
36

TOTAL GRANTS

ORGANIZATION NAME	AMOUNT AWARDED	TERM
4th Line Theatre	\$31,300	3 mos
A Gift of Art as a lead organization on this collaborative	\$5,500	7 mos
Abbey Gardens Community Trust Inc.	\$26,500	9 mos
AIDS Committee of Durham Region	\$14,700	11 mos
Art Gallery of Northumberland	\$32,300	10 mos
Autism Home Base Durham Inc.	\$44,200	11 mos
Big Brothers Big Sisters of North Durham	\$75,000	12 mos
Brain Injury Association Peterborough Region as a lead organization on this collaborative	\$247,800	36 mos
Canadian Mental Health Association Durham (CMHA Durham) as a lead organization on this collaborative	\$75,000	12 mos
Community Care Peterborough	\$66,200	12 mos
community innovation lab	\$747,500	36 mos
Durham Conservation Centres	\$237,100	36 mos
Durham Region Local Training Board as a lead organization on this collaborative	\$62,000	8 mos
Environmental Action Bobcaygeon Incorporated	\$52,600	12 mos
Great Lakes Commons Map	\$50,000	8 mos
GreenUP	\$499,800	36 mos
GreenUP as a lead organization on this collaborative	\$75,000	11 mos
GreenUP as a lead organization on this collaborative	\$408,500	35 mos
Junior Achievement Peterborough Lakeland Muskoka	\$38,300	12 mos
Kawartha Art Gallery	\$5,900	1 mo
Kawartha Land Trust as a lead organization on this collaborative	\$71,800	12 mos
Kawartha World Issues Centre as a lead organization on this collaborative	\$73,700	12 mos
Kawartha World Issues Centre as a lead organization on this collaborative	\$75,000	12 mos
Oshawa Senior Citizens Centres	\$365,500	36 mos
Rebound Child & Youth Services Northumberland as a lead organization on this collaborative	\$65,800	12 mos
Room 217 Foundation	\$56,300	6 mos
Scugog Lake Stewards Inc. as a lead organization on this collaborative	\$369,000	35 mos
SERA Community Ventures limited as a lead organization on this collaborative	\$75,000	12 mos
Team Impact Wrestling Club	\$74,600	12 mos
Theatre 3x60	\$11,600	7 mos
Theatre 3x60	\$8,900	7 mos
Tides Canada Initiatives	\$47,800	12 mos
Trent Valley Literacy Association	\$70,000	11 mos

DURHAM, HALIBURTON, KAWARTHA & PINE RIDGE

ORGANIZATION NAME	AMOUNT AWARDED	TERM
Women's Resources of Kawartha Lakes as a lead organization on this collaborative	\$69,800	12 mos
YWCA Peterborough Haliburton as a lead organization on this collaborative	\$749,900	36 mos
YWCA Peterborough Haliburton as a lead organization on this collaborative	\$74,800	12 mos
Number of Grants	36	
Sub-Total	\$5,054,700	

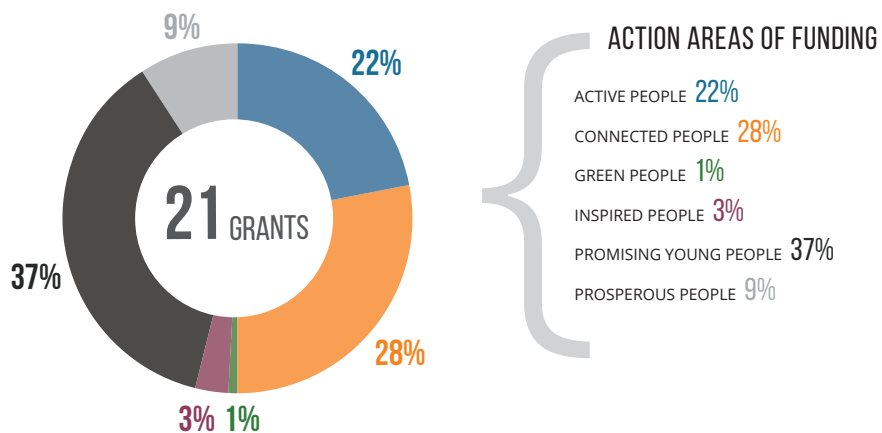


ESSEX, KENT, LAMBTON

\$3.6M

21
TOTAL GRANTS

ORGANIZATION NAME	AMOUNT AWARDED	TERM
BANA as a lead organization on this collaborative	\$5,900	5 mos
Bike Windsor Essex	\$75,000	12 mos
Centre communautaire de Chatham-Kent La Girouette	\$38,000	12 mos
Chatham-Kent Black Historical Society	\$47,500	11 mos
Children's Treatment Centre Foundation of Chatham-Kent	\$286,700	36 mos
Community Living Essex County as a lead organization on this collaborative	\$164,900	36 mos
Downtown Windsor Community Collaborative as a lead organization on this collaborative	\$599,900	35 mos
Financial Fitness	\$190,000	36 mos
Hôtel-Dieu Grace Healthcare	\$139,000	24 mos
In Honour of The Ones We Love Inc.	\$180,000	35 mos
Sarnia Lambton Rebound as a lead organization on this collaborative	\$63,500	12 mos
Scouts Canada Southwestern Ontario	\$10,300	12 mos
St. Leonard's House, Windsor	\$189,200	36 mos
The Arts & Cultural Alliance of Windsor Essex County as a lead organization on this collaborative	\$75,000	10 mos
The Downtown Mission	\$75,000	12 mos
The Leamington District Chamber of Commerce	\$75,000	12 mos
TREC Education	\$39,900	12 mos
Walpole Island First Nation as a lead organization on this collaborative	\$34,500	6 mos
Windsor-Essex Pride Fest	\$459,400	35 mos
Windsor-Essex Therapeutic Riding Association as a lead organization on this collaborative	\$221,900	36 mos
YMCAs across Southwestern Ontario as a lead organization on this collaborative	\$683,700	35 mos
Number of Grants	21	
Sub-Total	\$3,654,300	



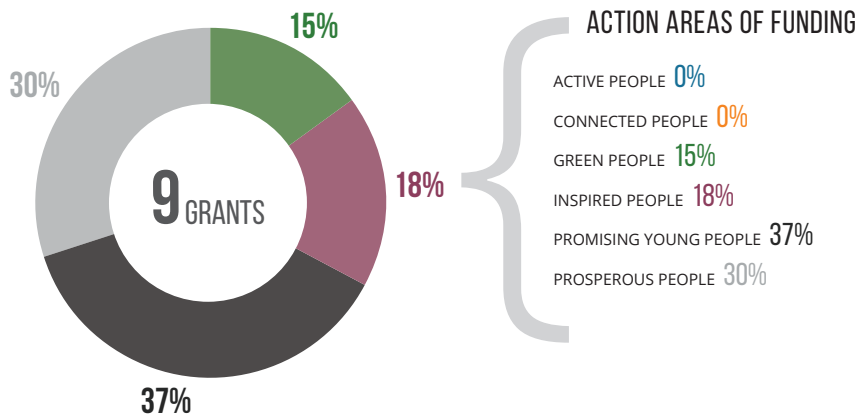
GRAND RIVER

ORGANIZATION NAME	AMOUNT AWARDED	TERM
Arcady	\$30,000	12 mos
Big Brothers Big Sisters Grand Erie	\$358,700	35 mos
Brantford Symphony Orchestra	\$117,700	24 mos
Community Living Haldimand as a lead organization on this collaborative	\$67,100	5 mos
Crossing All Bridges Learning Centre	\$304,900	36 mos
Dalhousie Place	\$160,000	35 mos
Habitat for Humanity Brant	\$205,100	24 mos
The Harmony Collaboration as a lead organization on this collaborative	\$106,000	24 mos
Why Not City Missions Brantford	\$46,600	12 mos
Number of Grants	9	
Sub-Total	\$1,396,100	

\$1.3M

9

TOTAL GRANTS



GREY, BRUCE, HURON & PERTH

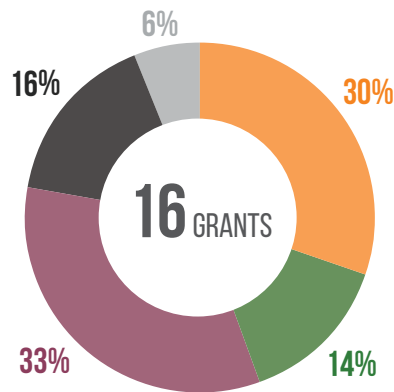
\$1.7M

16

TOTAL GRANTS



ORGANIZATION NAME	AMOUNT AWARDED	TERM
Big Brothers Big Sisters of Owen Sound	\$173,500	36 mos
Elephant Thoughts Educational Outreach	\$59,300	10 mos
Gallery Stratford as a lead organization on this collaborative	\$7,100	5 mos
Georgian Bay Folk Society	\$25,600	13 mos
Georgian Bay Folk Society as a lead organization on this collaborative	\$8,300	12 mos
Huron County Food Bank Distribution Centre	\$70,800	12 mos
Lake Huron Centre for Coastal Conservation (Coastal Centre) as a lead organization on this collaborative	\$248,000	35 mos
Lookup Theatre	\$114,100	24 mos
Maadookii Seniors Group	\$70,000	11 mos
Municipality of Grey Highlands as a lead organization on this collaborative	\$200,500	25 mos
ONE CARE Home & Community Support Services	\$31,000	12 mos
Rural Response for Healthy Children	\$36,700	11 mos
South-East Grey Community Health Centre	\$500,000	30 mos
Stratford Concert Choir	\$108,400	24 mos
Tom Thomson Art Foundation	\$75,000	12 mos
United Way of Perth-Huron as a lead organization on this collaborative	\$15,000	11 mos
Number of Grants		16
Sub-Total	\$1,743,300	



ACTION AREAS OF FUNDING

ACTIVE PEOPLE 0%

CONNECTED PEOPLE 30%

GREEN PEOPLE 14%

INSPIRED PEOPLE 33%

PROMISING YOUNG PEOPLE 16%

PROSPEROUS PEOPLE 6%

HALTON PEEL

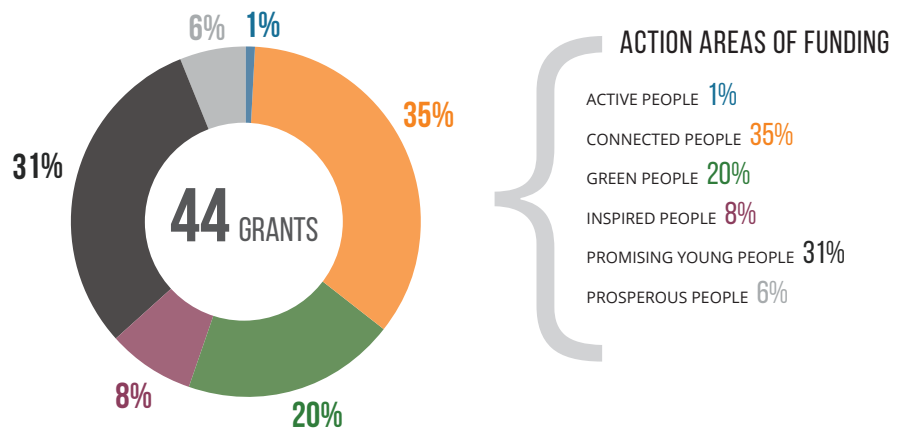
ORGANIZATION NAME	AMOUNT AWARDED	TERM
Alton Millpond Association as a lead organization on this collaborative	\$495,000	27 mos
Art Gallery of Mississauga	\$69,500	6 mos
ArtHouse for Children and Youth	\$251,800	35 mos
Bereaved Families of Ontario – Halton/Peel	\$236,100	35 mos
BIAPH	\$53,000	11 mos
Big Brothers Big Sisters of Halton as a lead organization on this collaborative	\$57,300	10 mos
Brampton Multicultural Community Centre as a lead organization on this collaborative	\$592,000	35 mos
Canadian Communityarts Initiative	\$225,000	34 mos
CANES Community Care as a lead organization on this collaborative	\$590,700	36 mos
CEREFRAAC as a lead organization on this collaborative	\$75,000	12 mos
Community Living Burlington as a lead organization on this collaborative	\$71,200	12 mos
Community Living Oakville as a lead organization on this collaborative	\$132,200	24 mos
CONNECTURE CANADA	\$67,600	11 mos
Country Heritage Park	\$75,000	11 mos
Country Heritage Park as a lead organization on this collaborative	\$75,000	10 mos
EcoSource Mississauga	\$562,900	35 mos
EcoSpark Environmental Organization as a lead organization on this collaborative	\$44,500	10 mos
EcoSpark Environmental Organization as a lead organization on this collaborative	\$401,700	35 mos
Elizabeth Fry Society of Peel-Halton	\$74,600	11 mos
Epilepsy South Central Ontario	\$290,100	24 mos
Family Services of Peel as a lead organization on this collaborative	\$223,800	36 mos
Halton Environmental Network as a lead organization on this collaborative	\$239,900	36 mos
HIPPY OAKVILLE as a lead organization on this collaborative	\$316,000	31 mos
Hispanic Canadian Arts and Cultural Association	\$16,100	7 mos
John Howard Society of Peel-Halton-Dufferin as a lead organization on this collaborative	\$750,000	35 mos
Métis Nation of Ontario	\$75,000	12 mos
MIAG Centre for Diverse Women & Families as a lead organization on this collaborative	\$175,300	35 mos
Mississauga Sports Council	\$50,000	11 mos
MonstrARTity	\$207,600	36 mos
NPower Canada	\$250,000	24 mos
Ontario Museum Association as a lead organization on this collaborative	\$75,000	11 mos
Peel Children and Youth Initiative	\$34,000	11 mos



TOTAL GRANTS

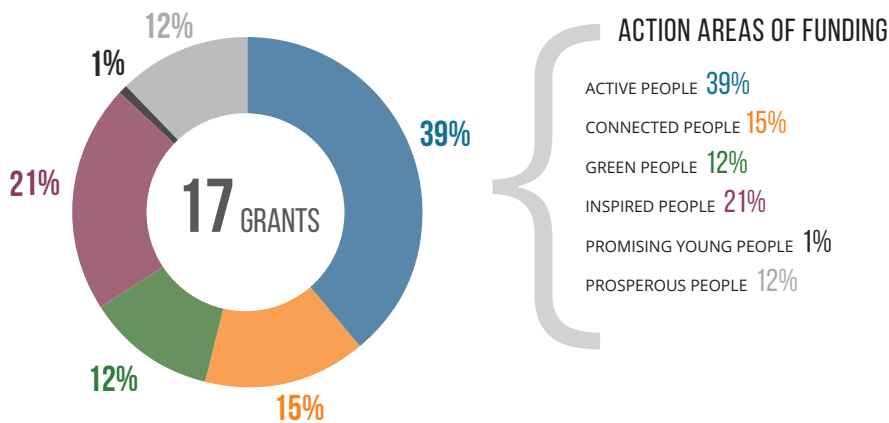
HALTON PEEL

ORGANIZATION NAME	AMOUNT AWARDED	TERM
Polycultural Immigrant and Community Services as a lead organization on this collaborative	\$571,100	34 mos
ROCK as a lead organization on this collaborative	\$385,200	35 mos
SKETCH Working Arts for Street-involved and Homeless Youth as a lead organization on this collaborative	\$65,100	11 mos
St. Luke's Anglican Church	\$345,400	35 mos
The AIDS Network as a lead organization on this collaborative	\$327,500	36 mos
The Children's Aid Society of the Regional Municipality of Halton as a lead organization on this collaborative	\$72,600	11 mos
The Dam	\$214,400	35 mos
The Oakville Children's Choir	\$188,300	36 mos
The Riverwood Conservancy	\$36,800	12 mos
The Riverwood Conservancy as a lead organization on this collaborative	\$218,300	36 mos
The Social Planning Council of Peel as a lead organization on this collaborative	\$69,400	11 mos
The Story Garden	\$33,300	11 mos
Number of Grants	44	
Sub-Total	\$9,380,300	



HAMILTON

ORGANIZATION NAME	AMOUNT AWARDED	TERM
Big Brothers Big Sisters of Hamilton and Burlington Incorporated	\$256,900	36 mos
Canteen Destiny as a lead organization on this collaborative	\$64,700	11 mos
Centre[3] for Print and Media Arts as a lead organization on this collaborative	\$75,000	12 mos
Environment Hamilton Incorporated as a lead organization on this collaborative	\$72,100	12 mos
Food4Kids Hamilton Halton Niagara	\$218,300	24 mos
Hamilton Arts Council as a lead organization on this collaborative	\$249,800	35 mos
Hamilton Philharmonic Orchestra	\$43,500	11 mos
Hamilton Philharmonic Orchestra	\$136,500	34 mos
Mission Services Hamilton Inc.	\$60,000	12 mos
Mission Services Hamilton Inc. as a lead organization on this collaborative	\$17,900	12 mos
Mission Services Hamilton Inc. as a lead organization on this collaborative	\$66,800	11 mos
Shalom Village	\$321,500	36 mos
SportHamilton	\$39,000	10 mos
SportHamilton as a lead organization on this collaborative	\$550,000	35 mos
Student Open Circles	\$6,200	11 mos
Sustainable Hamilton Burlington	\$250,000	36 mos
Workers Arts and Heritage Centre	\$100,000	36 mos
Number of Grants	17	
Sub-Total	\$2,528,200	



MUSKOKA, NIPISSING, PARRY SOUND & TIMISKAMING

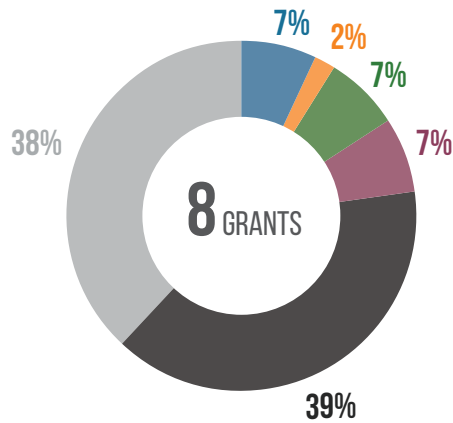
\$977K

8

TOTAL GRANTS



ORGANIZATION NAME	AMOUNT AWARDED	TERM
Friends of the Muskoka Watershed	\$74,400	11 mos
Huntsville Curling Club as a lead organization on this collaborative	\$75,000	12 mos
Innovation Initiatives Ontario North as a lead organization on this collaborative	\$200,000	24 mos
Muskoka Community Futures Development Corporation	\$150,000	25 mos
Muskoka Family Focus and Children's Place	\$24,000	6 mos
Town of Huntsville	\$75,000	12 mos
YWCA Muskoka	\$75,000	11 mos
YWCA Muskoka	\$304,000	35 mos
Number of Grants		8
Sub-Total	\$977,400	



ACTION AREAS OF FUNDING

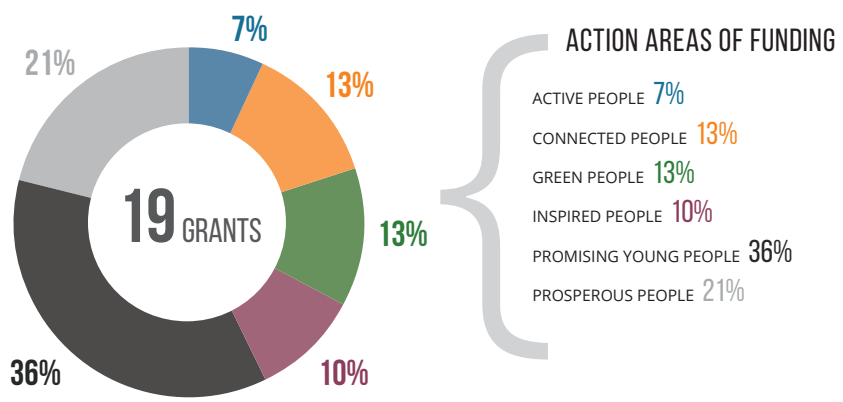
- ACTIVE PEOPLE 7%
- CONNECTED PEOPLE 2%
- GREEN PEOPLE 7%
- INSPIRED PEOPLE 7%
- PROMISING YOUNG PEOPLE 39%
- PROSPEROUS PEOPLE 38%

NIAGARA

ORGANIZATION NAME	AMOUNT AWARDED	TERM
Community Care St. Catharines and Thorold	\$325,400	26 mos
Community Living St. Catharines as a lead organization on this collaborative	\$64,500	11 mos
Community Support Services of Niagara as a lead organization on this collaborative	\$150,000	28 mos
Essential Collective Theatre	\$13,900	7 mos
Essential Collective Theatre	\$150,000	35 mos
Fort Erie Native Friendship Centre as a lead organization on this collaborative	\$75,000	12 mos
Kristen French Child Advocacy Centre Niagara	\$263,900	35 mos
Land Care Niagara	\$137,100	36 mos
Learning Disabilities Association of Niagara Region	\$23,800	9 mos
Links For Greener Learning Inc. as a lead organization on this collaborative	\$75,000	12 mos
Niagara Artists Centre	\$71,600	12 mos
Niagara Falls Community Health Centre	\$75,000	11 mos
Niagara Folk Arts Multicultural Centre	\$240,500	35 mos
Niagara Restoration Council as a lead organization on this collaborative	\$159,400	35 mos
South Niagara Canoe Club	\$75,000	12 mos
Suitcase in Point Theatre Company as a lead organization on this collaborative	\$60,000	11 mos
The St. Catharines, Thorold and District Big Brothers, Big Sisters Association Incorporated	\$125,000	23 mos
United Way of Niagara Falls and Greater Fort Erie as a lead organization on this collaborative	\$74,700	12 mos
YMCA of Niagara as a lead organization on this collaborative	\$72,600	12 mos
Number of Grants	19	
Sub-Total	\$2,232,400	

\$2.2M

19
TOTAL GRANTS



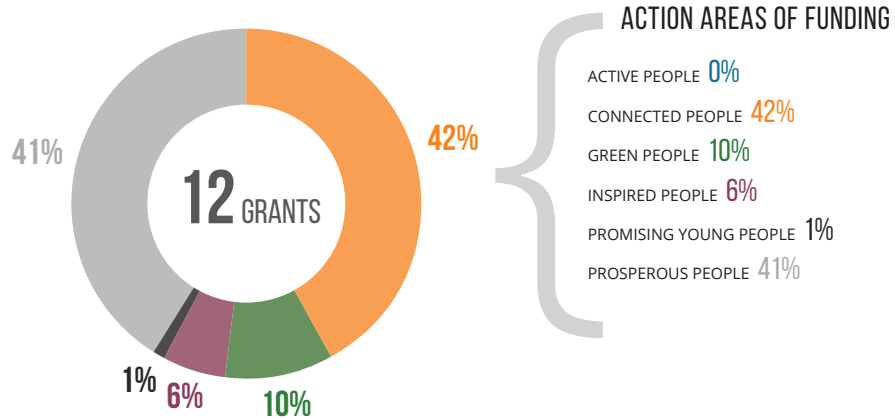
NORTHWESTERN

\$2.1M

12

TOTAL GRANTS

ORGANIZATION NAME	AMOUNT AWARDED	TERM
Bimose Tribal Council Inc.	\$75,000	8 mos
Centre for Indigenous Environmental Resources, Inc. as a lead organization on this collaborative	\$135,300	24 mos
Community Arts & Heritage Education Project (CAHEP) as a lead organization on this collaborative	\$29,000	11 mos
Community Clothing Assistance	\$142,600	23 mos
Dryden Native Friendship Centre as a lead organization on this collaborative	\$72,900	11 mos
Eabametoong First Nation	\$649,600	29 mos
Gichi Ojibw'ige Ogaamic Administrative Offices	\$70,000	11 mos
Journalists for Human Rights	\$750,000	35 mos
Lake of the Woods Museum	\$30,200	4 mos
Municipality of Greenstone	\$62,500	5 mos
PARO Centre for Women's Enterprise	\$75,000	11 mos
Township of Nipigon as a lead organization on this collaborative	\$27,000	6 mos
Number of Grants		12
Sub-Total	\$2,119,100	



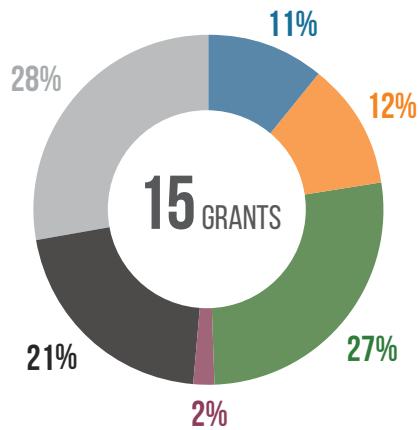
QUINTE, KINGSTON, RIDEAU

ORGANIZATION NAME	AMOUNT AWARDED	TERM
Algonquin to Adirondacks Collaborative (A2A)	\$62,300	11 mos
Big Brothers Big Sisters of Leeds and Grenville	\$150,000	36 mos
Committee for Innovative Thinking for Youth Inc. as a lead organization on this collaborative	\$25,900	12 mos
Connections Adult Learning	\$39,000	11 mos
Employment and Education Centre as a lead organization on this collaborative	\$589,500	36 mos
H'ART CENTRE	\$33,200	12 mos
John Howard Society of Belleville and District (JHSB)	\$288,000	36 mos
Kingston Community Health Centres	\$69,400	12 mos
Kingston WritersFest as a lead organization on this collaborative	\$12,700	2 mos
Lanark County Food Bank – The Hunger Stop as a lead organization on this collaborative	\$33,800	11 mos
Land Conservancy for Kingston, Frontenac, Lennox and Addington	\$36,000	11 mos
Loving Spoonful	\$501,400	35 mos
Loving Spoonful as a lead organization on this collaborative	\$75,000	12 mos
Oasis as a lead organization on this collaborative	\$75,000	12 mos
The YMCA of Kingston as a lead organization on this collaborative	\$248,700	35 mos
Number of Grants	15	
Sub-Total	\$2,239,900	

\$2.2M

15

TOTAL GRANTS



ACTION AREAS OF FUNDING

- ACTIVE PEOPLE 11%
- CONNECTED PEOPLE 12%
- GREEN PEOPLE 27%
- INSPIRED PEOPLE 2%
- PROMISING YOUNG PEOPLE 21%
- PROSPEROUS PEOPLE 28%

SIMCOE YORK

\$7.7M

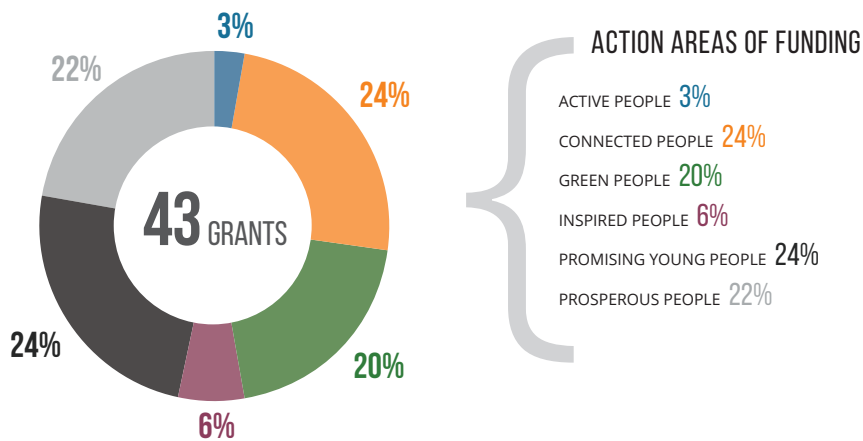
43

TOTAL GRANTS

 ORGANIZATION NAME	AMOUNT AWARDED	TERM
Addiction Services for York Region as a lead organization on this collaborative	\$75,000	11 mos
AIDS Committee of York Region as a lead organization on this collaborative	\$67,100	11 mos
Alzheimer Society of Simcoe County as a lead organization on this collaborative	\$289,300	34 mos
Aurora Community Tennis Club as a lead organization on this collaborative	\$10,000	11 mos
BBYO Ontario	\$241,500	25 mos
Beausoleil First Nation as a lead organization on this collaborative	\$75,000	11 mos
Big Brothers Big Sisters of York	\$104,300	23 mos
Blue Mountain Foundation for the Arts	\$18,700	7 mos
CARITAS School of Life	\$300,000	36 mos
Community Living Newmarket/Aurora District	\$75,000	12 mos
Community Oriented Health Advisory Network [C.O.H.A.N.]	\$64,600	12 mos
Dress for Success Orillia and Barrie	\$402,000	35 mos
EcoSpark Environmental Organization as a lead organization on this collaborative	\$51,000	11 mos
Georgian Bay Native Friendship Centre	\$404,200	35 mos
Gilbert Centre	\$294,400	34 mos
Healthy Start, Healthy Future Inc.	\$295,000	36 mos
Horses At Heart Therapeutic Equestrian Adventures Inc.	\$400,000	36 mos
Huronian Cultural Campus (HCC)	\$290,000	33 mos
Huronian Land Conservancy	\$199,800	35 mos
Jewish Youth Network	\$373,500	35 mos
L'Association des francophones de la région de York Inc. (AFRY)	\$74,500	12 mos
Midland Cultural Centre Inc.	\$12,900	7 mos
Oak Ridges Moraine Land Trust	\$207,600	35 mos
Ontario Nature	\$50,300	12 mos
Ontario Parks Association as a lead organization on this collaborative	\$74,500	11 mos
Ontario Water Centre	\$67,500	11 mos
Ontario Water Centre as a lead organization on this collaborative	\$750,000	36 mos
Opera York	\$20,900	12 mos
Parya Trillium Foundation	\$51,400	12 mos
Reena as a lead organization on this collaborative	\$484,300	35 mos
Richmond Hill Lawn Bowling Club	\$6,500	2 mos
Routes Connecting Communities Inc.	\$650,400	36 mos
South Simcoe Arts Council	\$150,000	36 mos
Sweet Charity as a lead organization on this collaborative	\$73,800	12 mos

SIMCOE YORK

ORGANIZATION NAME	AMOUNT AWARDED	TERM
The Environmental Network Collingwood Inc. as a lead organization on this collaborative	\$286,900	36 mos
The Housing Help Centre	\$149,200	26 mos
The Living City Foundation as a lead organization on this collaborative	\$182,100	23 mos
The Schwartz Reisman Centre as a lead organization on this collaborative	\$115,300	24 mos
Town of Collingwood as a lead organization on this collaborative	\$65,000	6 mos
Town of Wasaga Beach	\$54,400	11 mos
York Entrepreneurship Development Institute	\$65,600	11 mos
York Region Food Network as a lead organization on this collaborative	\$73,400	12 mos
York Support Services Network	\$74,500	12 mos
Number of Grants	43	
Sub-Total	\$7,771,400	



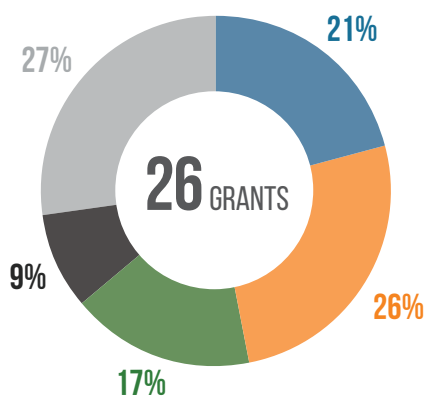
THAMES VALLEY

\$3.4M

26

TOTAL GRANTS

ORGANIZATION NAME	AMOUNT AWARDED	TERM
Across Languages Translation and Interpretation Service as a lead organization on this collaborative	\$73,600	12 mos
Alzheimer Society London and Middlesex	\$151,300	35 mos
Association of Ontario Health Centres as a lead organization on this collaborative	\$46,100	9 mos
ATN Access Inc.	\$75,000	11 mos
Big Brothers/Big Sisters of St. Thomas-Elgin as a lead organization on this collaborative	\$165,500	36 mos
Canadian Latin American Association (CALA) as a lead organization on this collaborative	\$73,000	12 mos
Centre communautaire régional de London as a lead organization on this collaborative	\$246,900	35 mos
Childcan	\$57,700	12 mos
Community Options for Justice (Oxford)	\$29,100	12 mos
Epilepsy Southwestern Ontario	\$182,300	36 mos
Forest City Gallery as a lead organization on this collaborative	\$12,500	11 mos
Friends of the Coves Subwatershed Inc. as a lead organization on this collaborative	\$69,500	5 mos
Growing Chefs! Ontario	\$435,000	36 mos
John Howard Society of London and District as a lead organization on this collaborative	\$278,000	36 mos
Junior Achievement London & District	\$21,000	12 mos
Junior Achievement London & District	\$164,900	36 mos
Learning Disabilities Association – London Region	\$21,600	12 mos
London Family Court Clinic as a lead organization on this collaborative	\$75,000	11 mos
London Housing Registry	\$54,300	12 mos
London Youth for Christ	\$30,200	12 mos
Meals on Wheels London as a lead organization on this collaborative	\$75,000	11 mos
Merrymount Family Support & Crisis Centre as a lead organization on this collaborative	\$75,000	12 mos
Over 55 London as a lead organization on this collaborative	\$397,000	37 mos
Thames Talbot Land Trust	\$75,000	12 mos
The London Community Chaplaincy Incorporated	\$14,800	11 mos
YMCA of Western Ontario as a lead organization on this collaborative	\$564,300	24 mos
Number of Grants		26
Sub-Total	\$3,463,600	



ACTION AREAS OF FUNDING

- ACTIVE PEOPLE 21%
- CONNECTED PEOPLE 26%
- GREEN PEOPLE 17%
- INSPIRED PEOPLE 0%
- PROMISING YOUNG PEOPLE 9%
- PROSPEROUS PEOPLE 27%

TORONTO

ORGANIZATION NAME	AMOUNT AWARDED	TERM
Access Alliance Multicultural Health and Community Services as a lead organization on this collaborative	\$263,800	29 mos
Alzheimer Society of Toronto	\$75,000	12 mos
Canadian Roots Exchange	\$699,100	35 mos
CatalystsX as a lead organization on this collaborative	\$46,800	4 mos
Centre for Aboriginal Media as a lead organization on this collaborative	\$234,900	24 mos
Centre for Mindfulness Studies	\$75,000	12 mos
Christie Ossington Neighbourhood Centre as a lead organization on this collaborative	\$249,300	35 mos
CRC	\$246,800	24 mos
Delta Family Resource Centre as a lead organization on this collaborative	\$70,000	11 mos
Earth Day Canada as a lead organization on this collaborative	\$75,000	11 mos
Earth Day Canada as a lead organization on this collaborative	\$742,500	36 mos
East Scarborough Boys and Girls Club as a lead organization on this collaborative	\$71,600	11 mos
Expect Theatre	\$191,000	35 mos
Faith & The Common Good/La foi et le bien commun as a lead organization on this collaborative	\$295,200	35 mos
Family Association for Mental Health Everywhere as a lead organization on this collaborative	\$405,100	32 mos
FoodShare Toronto as a lead organization on this collaborative	\$73,000	11 mos
Francophones pour un Environnement Durable Inc. EcoAmbassadeurs du Monde	\$74,500	11 mos
Friends of the Pan Am Path as a lead organization on this collaborative	\$342,700	24 mos
Gardiner Museum as a lead organization on this collaborative	\$25,000	1 mo
Jane Finch Community Ministry as a lead organization on this collaborative	\$75,000	12 mos
Jessie's - The June Callwood Centre for Young Women as a lead organization on this collaborative	\$75,000	12 mos
JobStart as a lead organization on this collaborative	\$610,200	36 mos
Lakeshore Arts	\$413,300	35 mos
LAMP CHC as a lead organization on this collaborative	\$16,400	3 mos
Le Théâtre français de Toronto	\$248,100	35 mos
LEAF	\$21,600	8 mos
Leave Out Violence (LOVE) Ontario	\$50,800	12 mos
Luminato Festival	\$73,900	10 mos
Malvern Family Resource Centre	\$75,000	12 mos
Mentoring Juniors Kids Organization (MJKO) as a lead organization on this collaborative	\$374,000	36 mos
Mood Disorders Association of Ontario and Toronto as a lead organization on this collaborative	\$75,000	11 mos
Native Women in the Arts	\$56,500	11 mos

\$13.5M

66

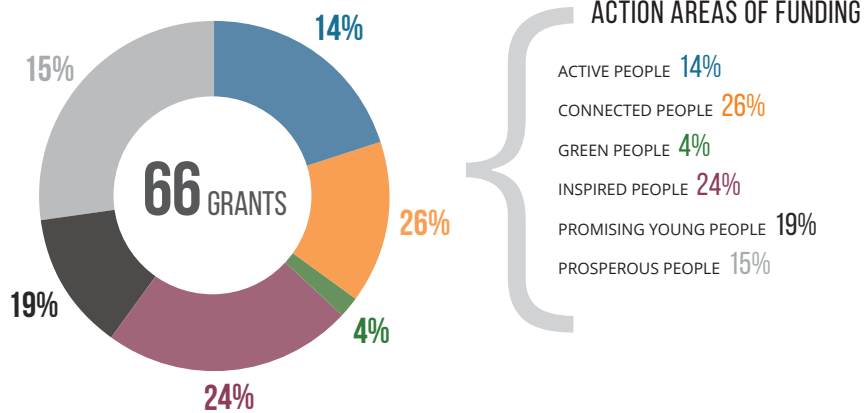
TOTAL GRANTS

TORONTO

ORGANIZATION NAME	AMOUNT AWARDED	TERM
North Toronto Soccer Club Nitros/Kicks	\$30,100	11 mos
One Little Goat Theatre Company	\$34,800	11 mos
Ontario Tennis Association	\$75,000	11 mos
Parkdale Activity – Recreation Centre (Toronto) as a lead organization on this collaborative	\$46,500	6 mos
Pax Christi Chorale	\$9,800	8 mos
Planned Parenthood Toronto	\$339,800	36 mos
Regenesys York	\$38,600	12 mos
Second Harvest	\$747,600	33 mos
Sistema Toronto	\$225,000	32 mos
SKETCH Working Arts for Street-involved and Homeless Youth as a lead organization on this collaborative	\$727,100	36 mos
SKETCH Working Arts for Street-involved and Homeless Youth as a lead organization on this collaborative	\$75,000	8 mos
SKETCH Working Arts for Street-involved and Homeless Youth as a lead organization on this collaborative	\$693,000	36 mos
South Asian Autism Awareness Centre as a lead organization on this collaborative	\$23,800	12 mos
South Riverdale Community Health Centre as a lead organization on this collaborative	\$75,000	11 mos
TAIBU Community Health Centre as a lead organization on this collaborative	\$618,700	35 mos
The Anne Johnston Health Station as a lead organization on this collaborative	\$70,900	12 mos
The Art Gallery at Harbourfront (operating as The Power Plant) as a lead organization on this collaborative	\$466,600	35 mos
The Leacock Foundation	\$115,200	24 mos
The Learning Partnership	\$74,800	7 mos
The Learning Partnership as a lead organization on this collaborative	\$67,000	11 mos
The Neighbourhood Group as a lead organization on this collaborative	\$741,200	36 mos
The New Mom Project as a lead organization on this collaborative	\$36,700	12 mos
Tides Canada Initiatives	\$69,500	9 mos
tiger princess dance projects	\$300,000	35 mos
Toronto Biennial of Art	\$75,000	2 mos
Toronto Environmental Alliance	\$73,000	11 mos
Toronto Environmental Alliance	\$36,100	11 mos
Toronto Workforce Innovation Group as a lead organization on this collaborative	\$43,600	11 mos
Toronto Writers Collective	\$75,000	12 mos
Ve'ahavta	\$74,900	11 mos

TORONTO

ORGANIZATION NAME	AMOUNT AWARDED	TERM
WoodGreen Community Services as a lead organization on this collaborative	\$75,000	11 mos
Working Women Community Centre as a lead organization on this collaborative	\$629,700	36 mos
Yes I Can Nursery School of Toronto	\$75,000	12 mos
YWCA Toronto	\$316,500	36 mos
Number of Grants	66	
Sub-Total	\$13,596,600	

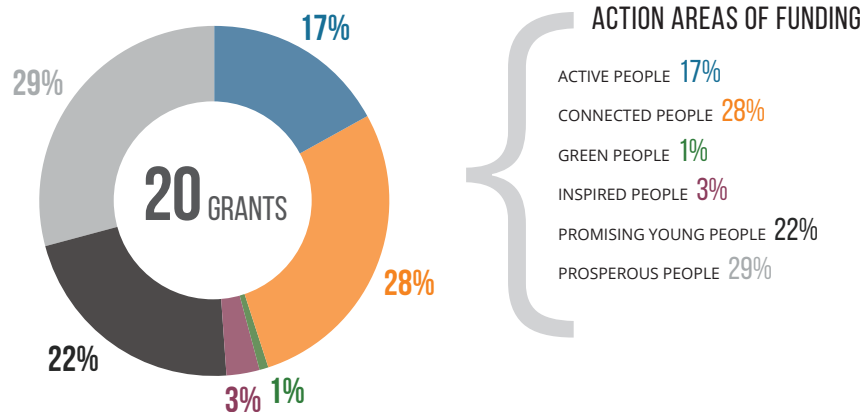


WATERLOO, WELLINGTON & DUFFERIN

\$4.3M

20
TOTAL GRANTS

ORGANIZATION NAME	AMOUNT AWARDED	TERM
10 Carden	\$39,000	11 mos
African Canadian Association of Waterloo Region and Area as a lead organization on this collaborative	\$67,600	12 mos
Canadian Mental Health Association Waterloo Wellington Dufferin as a lead organization on this collaborative	\$75,000	12 mos
Carizon Family and Community Services	\$75,000	12 mos
Community Justice Initiatives of Waterloo Region	\$36,900	12 mos
Community Justice Initiatives of Waterloo Region as a lead organization on this collaborative	\$464,600	35 mos
Community Support Connections – Meals on Wheels and More	\$72,500	11 mos
Dufferin Youth Shelter	\$75,000	12 mos
Everdale	\$27,800	12 mos
Guelph Community Health Centre	\$44,000	12 mos
Kitchener-Waterloo Counselling Services Incorporated	\$635,600	36 mos
K-W Working Centre for the Unemployed	\$75,000	11 mos
Lakeside HOPE House as a lead organization on this collaborative	\$150,000	36 mos
Langs Farm Village Association	\$743,100	36 mos
Learning Disabilities Association of Wellington County as a lead organization on this collaborative	\$10,600	11 mos
MT Space as a lead organization on this collaborative	\$75,000	12 mos
oneROOF	\$743,700	35 mos
Sanguen Health Centre as a lead organization on this collaborative	\$154,900	24 mos
Sustainable Waterloo Region as a lead organization on this collaborative	\$750,000	36 mos
The Brock Stewardship as a lead organization on this collaborative	\$75,000	14 mos
Number of Grants	20	
Sub-Total	\$4,390,300	



COLLECTIVE IMPACT

ORGANIZATION NAME	AMOUNT AWARDED	TERM
Albion Neighbourhood Services	\$20,000	7 mos
Camp Kawartha	\$20,000	12 mos
Catholic Centre for Immigrants	\$20,000	12 mos
Catholic Family Services of Peel-Dufferin	\$20,000	9 mos
COTA Health	\$75,000	12 mos
Food for Life	\$20,000	12 mos
Niagara Community Foundation	\$20,000	12 mos
NORDIK Institute	\$15,600	3 mos
The Natural Step	\$85,300	15 mos
Farmstart	\$30,000	5 mos
Kidactive	\$133,500	18 mos
MaRS Discovery District	\$20,000	5 mos
Nature Conservancy of Canada	\$110,000	18 mos
Oak Park Neighbourhood Centre (Halton Poverty Round Table)	\$75,000	12 mos
St. Stephen's Community House	\$30,000	18 mos
Stouffville Pentecostal Church	\$30,000	8 mos
Tucker House Renewal Centre	\$27,000	18 mos
Carolinian Canada Coalition	\$148,400	15 mos
Ottawa Riverkeeper	\$30,000	15 mos
YouthLink	\$30,000	6 mos
Alzheimer Society of Ontario	\$30,000	6 mos
Canadian Paralympic Committee	\$75,000	12 mos
Catholic Family Services of Peel-Dufferin	\$150,000	24 mos
Fashion Takes Action	\$22,300	12 mos
Food for Life Canada Charitable Corporation	\$81,100	14 mos
Indian Associations Coordinating Committee of Ontario Inc. (Chiefs of Ontario)	\$30,000	18 mos
Ontario Physical and Health Education Association	\$30,000	9 mos
Pickering Soccer Club	\$30,000	12 mos
Social Planning Council of Cambridge and North Dumfries	\$30,000	18 mos
Sport for Life Society	\$29,000	12 mos
Sustainable Buildings Canada	\$28,500	12 mos
The County Community Foundation	\$71,800	7 mos
The John Howard Society of Toronto	\$30,000	18 mos
United Way Centraide Windsor-Essex County	\$30,000	12 mos
YES Shelter for Youth and Families	\$30,000	6 mos
Number of Grants	35	
Sub-Total	\$1,657,500	

\$1.6M

35

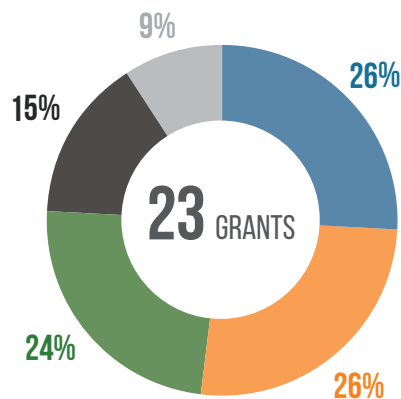
TOTAL GRANTS

ONTARIO

\$5.5M

23
TOTAL GRANTS

ORGANIZATION NAME	AMOUNT AWARDED	TERM
10 Carden	\$35,500	12 mos
Adoption Council of Canada	\$75,000	12 mos
Boost Child & Youth Advocacy Centre as a lead organization on this collaborative	\$499,000	24 mos
Canadian Council for Aboriginal Business as a lead organization on this collaborative	\$69,900	12 mos
Canadian Training Institute	\$73,800	12 mos
Ducks Unlimited Canada as a lead organization on this collaborative	\$75,000	11 mos
Ecological Farmers Association of Ontario	\$362,200	36 mos
Junior Achievement Peterborough Lakeland Muskoka	\$339,700	36 mos
Mood Disorders Association of Ontario and Toronto as a lead organization on this collaborative	\$75,000	12 mos
OJEN/ROEJ	\$42,300	12 mos
Ontario Farmland Trust	\$59,300	12 mos
Ontario Nature	\$50,500	12 mos
Ontario Telemedicine Network as a lead organization on this collaborative	\$743,000	36 mos
Ontario Wheelchair Sports Association	\$30,200	10 mos
Ophea as a lead organization on this collaborative	\$71,500	12 mos
Parkinson Canada	\$637,300	36 mos
Planet in Focus	\$30,000	12 mos
Provision Coalition	\$748,200	36 mos
Raising the Roof/Chez Toit as a lead organization on this collaborative	\$75,000	11 mos
Start2Finish	\$216,400	24 mos
The Career Foundation as a lead organization on this collaborative	\$74,500	9 mos
Volleyball Canada as a lead organization on this collaborative	\$491,500	36 mos
Wheelchair Basketball Canada as a lead organization on this collaborative	\$630,500	36 mos
Number of Grants	23	
Sub-Total	\$5,505,300	




ACTION AREAS OF FUNDING

- ACTIVE PEOPLE 26%
- CONNECTED PEOPLE 26%
- GREEN PEOPLE 24%
- INSPIRED PEOPLE 0%
- PROMISING YOUNG PEOPLE 15%
- PROSPEROUS PEOPLE 9%

BUILDING HEALTHY AND VIBRANT COMMUNITIES



 The Youth Opportunities Fund (YOF) is a program administered by OTF on behalf of the Ministry of Children and Youth Services (MCYS). Now in its fourth year, this program provides grants and capacity-building supports to youth-led grassroots groups and collaboratives serving young people who face multiple barriers to economic and social wellbeing. YOF is a province-wide program with a budget that grew to \$13.8 million this year.

The YOF is specifically designed to engage and benefit Ontario youth aged 12 to 25 who are:

- Indigenous youth (i.e. First Nation, Métis or Inuit youth)
- Racialized youth
- Newcomer youth
- Lesbian, gay, bi-sexual, transgender, two-spirit and queer (LGBTQ+) youth
- Francophone youth
- Youth with disabilities or special needs between the ages of 12-29
- Youth living in rural and remote communities
- Youth that are vulnerable of becoming or are in conflict with the law
- Youth in care or leaving care
- Youth in low-income situations or from low-income families
- Youth at risk of dropping out or who have dropped out of school

For the 2016-17 fiscal year, MCYS approved the core YOF budget at nearly \$13 million. As part of the recognition of 150th anniversary of the Province of Ontario and the government's interest in promoting youth civic engagement, the YOF received an additional \$800,000 to invest in youth civic engagement. Including the one-time Ontario150 funding, YOF's total 2016-2017 budget was just under \$13.8 million.*

\$13.8

*million, YOF's
total 2016-2017
budget*

* Note that only a portion of the Ontario150 funding was transferred to OTF during the 2016-2017 fiscal year (\$546,843). The rest of the Ontario150 funding (\$300,000) was transferred to OTF in April of 2017 and will be shown in OTF's 2017-18 audited financial statements.

Providing safe spaces and opportunities for youth to interact with peers and adults

Building the capacity of caring adults to better support and be allies to young people

High Engagement and Capacity Building

The YOF continues to employ the high engagement granting model that encourages and supports capacity building, learning, innovation and collaboration across the sector and province. The program offers a robust series of capacity-building and evaluation programming designed to support applicants and grantees to develop, implement and demonstrate the impact of their initiatives. For applicants, the YOF team delivers general information sessions, ideas labs, and application preparation workshops, both online and in person (group and one-on-one). For grantees, YOF staff deliver a rich program of capacity-building sessions, networking, and one-on-one coaching sessions.

YOF OUTCOMES:

The Foundation supports initiatives that focus on one of five YOF outcomes:

1. Youth form and maintain healthy, close relationships

This involves providing safe spaces and opportunities for youth to interact with peers and adults in positive ways. It also involves supporting youth to develop their social identity, healthy relationships and interpersonal skills.

2. Youth have at least one consistent, caring person in their lives

This involves increasing young people's access to caring adults. It also involves building the capacity of caring adults to better support and be allies to young people. Evidence shows that all youth, regardless of the barriers they face, benefit from being mentored by a non-parent adult.

3. Youth have families and guardians equipped to help them thrive

This involves supporting parents and caregivers so they are equipped to provide basic needs, building their capacity to promote positive youth development, and helping them to find additional support when it is needed.

4. Youth are engaged in their communities

This involves engaging youth in ways that work for them, ensuring they know about the opportunities available, and by nurturing young peoples' sense of responsibility to their communities.

5. Youth know about and easily navigate resources and opportunities in their communities

This involves making it easier for young people to navigate supports, particularly during periods of transition. It also involves enhancing collaboration across sectors so that there is a collaborative, integrated system of services and supports to meet the changing needs of young people through key age, developmental and educational transitions.

Two Funding Streams

The YOF grants within two funding streams:

The **Strategic Collaborations Stream** invests in collaboratives that are working to enhance the quality and responsiveness of services for youth facing multiple barriers with a focus on systems change and collaborative work.

The **Grassroots Innovation Stream** invests in grants that create spaces for grassroots and youth-led groups to implement their bold ideas for how to shape and strengthen their communities. It is a chance for these groups to build skills, grow their networks, and to respond to issues in new and inspiring ways.

In 2016-2017, OTF approved 41 grants totaling **\$12,000,900** benefitting youth-led grassroots groups and community-based organizations across Ontario. Groups from Akwesasne, M'Chigeen, Thunder Bay, Sudbury, Sault Ste. Marie, Peterborough, Hamilton, Lake Temagami, Kenora, Nestor Falls, Springfield, Ottawa, Cambridge, Kingsville, Toronto, and Peel, Halton, York and Durham regions received funding.

Funded initiatives included:

- **spectrum hamilton c/o YWCA Hamilton**

Delivering a project at the idea or conceptual stage with a grant of \$210,000 over 36 months to host biweekly meetups (one active and one social), as well as monthly skill sharing and mentorship workshops for trans and queer youth aged 15 to 25 in Hamilton.

- **RISE Edutainment c/o VIBE Arts**

Delivering a project that builds on the success of a proven model or program with a grant of \$300,000 over 36 months to expand on weekly artistic gatherings, as well as continuing its annual celebration and conferences for racialized youth in Toronto (Scarborough). These events provide a welcoming, supportive and positive space for young people and artists in the community.

- **M'Chigeeng Lil'Sisters Empowerment Project c/o M'Chigeeng First Nation**

Delivering a project that builds on the success of a proven model or program with a grant of \$400,000 over 48 months to provide culturally relevant, gender-specific empowerment programming for Indigenous youth in M'Chigeeng First Nation, helping young people become more engaged in the community and fostering a stronger sense of pride in their identity.

- **St. Joseph's Care Group**

With a grant of \$882,000 over 48 months, this collaborative initiative will improve the system of care to detect psychosis symptoms early and access appropriate services for youth with psychosis who live in Northwestern Ontario. The collaborative initiative will increase connections between sectors, redesign existing resource tools, increase the availability and capacity of service providers and improve the pathways for youth who experience psychosis.

41

*grants totaling
\$12,000,900
benefitting youth-
led grassroots
groups and
community-based
organizations
across Ontario*

YOUTH OPPORTUNITIES FUND*

\$3.3M



STRATEGIC COLLABORATIONS

ORGANIZATION NAME	AMOUNT AWARDED	TERM
Access County Community Support Services	\$545,200	36 mos
CatalystsX	\$1,205,300	60 mos
St. Joseph's Care Group	\$882,500	48 mos
Toronto Kiwanis Boys and Girls Clubs	\$749,900	60 mos
Number of Grants	4	
Sub-Total	\$3,382,900	

GRASSROOTS INNOVATION

ORGANIZATION NAME	AMOUNT AWARDED	TERM
Academic Youth Success (ASY) c/o Conoser Scholarship Fund Group	\$190,200	36 mos
BCS Youth Leaders c/o Bangladeshi-Canadian Community Services	\$206,200	36 mos
Bear Island Youth c/o Temagami First Nation	\$140,000	24 mos
Broadening Horizons c/o Brampton Caledon Community Living	\$381,000	48 mos
Durham Black Educators' Network c/o TAIBU Community Health Centre	\$210,000	36 mos
Iakwa'shatste Youth Fitness c/o Aboriginal Sport and Wellness Council of Ontario	\$400,000	48 mos
Kenora Youth Centre c/o Ne-chee Friendship Centre, Kenora	\$210,000	36 mos
Knighthood Academy Leadership Training c/o For Youth Initiative	\$70,000	12 mos
L.I.G.H.T. (Lead Inspire Grow Hope Transform) c/o 360 Kids	\$131,800	36 mos
Legacy D2R c/o TAIBU Community Health Centre	\$295,300	36 mos
Lifted By Purpose c/o SKETCH Working Arts for Street-involved and Homeless Youth	\$295,900	36 mos
M'Chigeeng Lil'Sisters Empowerment Project c/o M'Chigeeng First Nation	\$400,000	48 mos
McQuesten Community Planning Team c/o Eva Rothwell Centre	\$210,000	36 mos
Mommy Monitor c/o Centre for Social Innovation	\$210,000	36 mos
My Stand c/o Youth Action Network	\$210,000	36 mos
Neechee Studio c/o Definitely Superior Art Gallery	\$400,000	48 mos
New Understanding (NU) c/o Planned Parenthood Toronto	\$74,800	24 mos
Onigaming c/o Ojibways of Onigaming	\$210,000	36 mos
Out of the Box c/o Springboard Youth Services	\$298,400	36 mos
Out There Creative Therapy c/o Canadian Mental Health Association, Elgin	\$209,600	36 mos



GRASSROOTS INNOVATION

ORGANIZATION NAME	AMOUNT AWARDED	TERM
Rainbow's Pride in Scarborough (RPIS) c/o SKETCH Working Arts for Street-involved and Homeless Youth	\$97,200	36 mos
Refugee705 c/o Sault Community Information and Career Centre Inc.	\$122,100	24 mos
Remembered Voices c/o SKETCH Working Arts for Street-involved and Homeless Youth	\$400,000	48 mos
Resiliency 4 Recovery c/o Community Development Halton	\$140,000	24 mos
RISE Edutainment c/o VIBE Arts	\$300,000	36 mos
speqtrum hamilton c/o YWCA Hamilton	\$210,000	36 mos
The Film Stars Project c/o The Canadian Training Institute	\$300,000	36 mos
Toolbox c/o SKETCH Working Arts for Street-involved and Homeless Youth	\$210,000	36 mos
TRACKS Youth Program c/o Kawartha World Issues Centre (KWIC)	\$399,200	48 mos
Transgender Social Support Services Inc. c/o Sudbury Action Centre for Youth Inc.	\$400,000	48 mos
York Region Gay Straight Alliance North c/o York Pride Fest	\$203,100	36 mos
Young Women's Leadership Network c/o YWCA Toronto	\$76,500	24 mos
YouthLinks Canada (YLC) c/o Canadian Association of Multicultural People (CAMP)	\$209,700	36 mos
Number of Grants	33	
Sub-Total	\$7,821,000	



GRASSROOTS INNOVATION – ONTARIO150

ORGANIZATION NAME	AMOUNT AWARDED	TERM
Hamilton Youth Poets c/o Lynwood Charlton Centre	\$285,600	36 mos
Helping Hands c/o Live Different	\$210,000	36 mos
Refuge Zone c/o Assunah Muslim Association	\$201,200	36 mos
Youth to Youth – A friend to count on c/o Langs Farm Village Association, Cambridge	\$100,200	36 mos
Number of Grants	4	
Sub-Total	\$797,000	



TOTAL **\$12,000,900**

*The Foundation administers the Youth Opportunities Fund on behalf of the Government of Ontario. YOF provides grants and capacity building supports to grassroots, youth-led initiatives and community-based organizations that serve youth who are facing multiple barriers to economic and social wellbeing.



TOTAL GRANTS

ONTARIO150 COMMUNITY CAPITAL PROGRAM

\$22.3M

203

TOTAL GRANTS

 ORGANIZATION NAME	AMOUNT AWARDED	TERM
ABRIGO CENTRE	\$136,000	5 mos
Access Alliance Multicultural Health and Community Services	\$110,000	12 mos
Acton Curling Club	\$250,000	9 mos
Alderville First Nation	\$40,000	6 mos
Algoma Residential Community Hospice	\$51,400	3 mos
Alzheimer Society of Brant, Haldimand Norfolk, Hamilton Halton	\$12,500	1 mo
Alzheimer Society of Niagara Region	\$38,300	5 mos
Alzheimer Society of York Region	\$25,000	10 mos
Aron Theatre Co-operative Inc.	\$67,200	8 mos
Artcite Inc.	\$22,500	1 mo
Ayr Curling Club	\$35,100	4 mos
Boys and Girls Club of Durham	\$30,800	6 mos
Boys and Girls Club of London	\$348,500	14 mos
Boys and Girls Clubs of Hamilton	\$50,000	2 mos
Brampton Multicultural Community Centre as a lead organization on this collaborative	\$45,000	4 mos
Burlington Curling Club	\$32,700	11 mos
Camp Kawartha Inc.	\$27,900	12 mos
Camp Oochigeas	\$500,000	14 mos
Camp Winston	\$299,400	14 mos
Camphill Communities Ontario	\$10,000	5 mos
Canadian Automotive Museum	\$72,000	5 mos
Centre Charles-Émile-Claude, centre polyvalent des aîné(e)s Inc.	\$39,600	11 mos
City of Brockville as a lead organization on this collaborative	\$250,000	6 mos
City of Burlington	\$500,000	12 mos
City of Hamilton	\$500,000	14 mos
City of Peterborough	\$300,000	10 mos
Community Living Essex County	\$74,000	11 mos
Community Living St. Catharines	\$231,000	11 mos
Community Resource Centre (Killaloe) Inc.	\$33,800	6 mos
Coldwater Mill Heritage Foundation (CMHF)	\$173,100	12 mos
CONTACT Community Services as a lead organization on this collaborative	\$7,500	11 mos
Corporation of the Municipality of Calvin	\$6,600	3 mos
Corporation of the Township of North Huron	\$150,000	8 mos
Corporation of the Township of Mapleton	\$249,800	12 mos
COSTI Immigrant Services	\$180,000	7 mos
Cottonwood Mansion Preservation Foundation	\$50,100	8 mos
Covenant House Toronto	\$47,300	7 mos
Credit Valley Conservation Foundation	\$37,500	1 mo
Dawson Citizens Improvement Association as a lead organization on this collaborative	\$111,500	9 mos

ONTARIO150 COMMUNITY CAPITAL PROGRAM

ORGANIZATION NAME	AMOUNT AWARDED	TERM
Dixon Hall Neighbourhood Services	\$169,300	11 mos
Easter Seals Ontario	\$47,500	2 mos
Echo Bay Elks Lodge No. 535	\$55,000	12 mos
Eden United Church	\$105,000	1 mo
Egale Canada Human Rights Trust as a lead organization on this collaborative	\$483,900	11 mos
Ellwood House (Ottawa) Inc.	\$22,100	12 mos
Elora Centre for the Arts	\$38,800	12 mos
Essex Region Conservation Foundation as a lead organization on this collaborative	\$250,000	3 mos
Evergreen	\$500,000	14 mos
Fairfields Swimming Club	\$250,000	8 mos
Forest-Lambton Museum Society	\$9,200	1 mo
Frontenac Community Arena	\$30,000	2 mos
Gilda's Club Simcoe Muskoka	\$24,000	12 mos
Goderich Little Theatre	\$80,000	3 mos
Grace Place	\$101,800	6 mos
Haldimand County	\$112,500	12 mos
Harrowsmith and District Social and Athletic Club	\$19,500	11 mos
Hashomer Hatzair Young Guard	\$45,000	7 mos
Hiatus House as a lead organization on this collaborative	\$84,000	10 mos
Hillside Festival	\$5,600	4 mos
Historic Vehicle Society of Ontario	\$33,500	2 mos
Homes First Foundation	\$148,800	11 mos
Jewish Russian Speaking Community of Toronto	\$500,000	12 mos
John Howard Society of Thunder Bay & District	\$7,000	2 mos
Just Food Ottawa	\$246,800	9 mos
JVS Toronto	\$100,000	3 mos
Kawartha Settlers' Village	\$48,200	2 mos
Kingston Home Base Non-profit Housing Inc.	\$62,100	4 mos
Kinsmen Club of Listowel	\$187,500	12 mos
Kitchener-Waterloo Counselling Services Incorporated	\$130,200	11 mos
Kiwanis Homes Inc. as a lead organization on this collaborative	\$150,600	6 mos
Lanark Highlands Youth Centre Inc.	\$6,800	2 mos
Land O' Lakes Curling Club	\$6,400	2 mos
Lighthouse Festival Theatre	\$151,300	3 mos
Leamington And District Half Century Centre Inc.	\$5,500	4 mos
LIFE*SPIN	\$16,700	9 mos
London Family Court Clinic as a lead organization on this collaborative	\$114,300	3 mos
MacLaren Art Centre	\$26,500	5 mos

ONTARIO150 COMMUNITY CAPITAL PROGRAM

ORGANIZATION NAME	AMOUNT AWARDED	TERM
Matawatchan Community Memorial Centre	\$56,100	7 mos
Mission Services Hamilton Inc.	\$38,100	8 mos
MukiBaum Accessibility Centre	\$34,200	14 mos
Mulmur Township	\$13,500	1 mo
Municipality of Bayham	\$10,000	4 mos
Municipality of Brighton as a lead organization on this collaborative	\$25,000	4 mos
Municipality of Central Huron	\$41,000	4 mos
Municipality of Central Manitoulin	\$58,000	1 mo
Municipality of Greenstone as a lead organization on this collaborative	\$94,000	6 mos
Municipality of Huron Shores	\$54,700	8 mos
Municipality of Neebing	\$30,000	5 mos
Municipality of Northern Bruce Peninsula	\$40,000	11 mos
Municipality of South Dundas	\$315,000	4 mos
Neighbour to Neighbour Centre (Hamilton)	\$65,000	8 mos
Nelson Youth Centres	\$7,500	5 mos
Niagara Artists Centre	\$19,500	4 mos
Niagara Historical Society	\$136,200	12 mos
Niagara Falls Art Gallery/Niagara Children's Museum	\$99,200	7 mos
North American Black Historical Museum	\$45,000	2 mos
North Bay Area Museum Society	\$151,500	11 mos
North Hastings Community Cupboard	\$18,200	5 mos
North Lanark Agricultural Society	\$106,700	1 mo
Northumberland County	\$12,500	8 mos
Oakville Parent-Child Centre (OPCC)	\$5,500	2 mos
Ojibwe Cultural Foundation	\$145,300	6 mos
Ontario Basketball as a lead organization on this collaborative	\$120,000	12 mos
Oshawa Senior Citizens Centres	\$92,600	12 mos
Ottawa Gymnastics Centre	\$43,900	1 mo
Ottawa Little Theatre Inc.	\$100,000	10 mos
Ottawa River Canoe Club	\$36,700	2 mos
Owen Sound Little Theatre	\$50,000	4 mos
Oxford County Museum School	\$10,000	8 mos
Parkdale Activity – Recreation Centre (Toronto) as a lead organization on this collaborative	\$250,000	11 mos
Petawawa Heritage Society	\$15,000	4 mos
Pillar Nonprofit Network	\$104,900	5 mos
Planned Parenthood Toronto	\$132,700	11 mos
Port Stanley Festival Theatre	\$97,500	2 mos
Prince Edward Fitness & Aquatic Centre (PEFAC)	\$40,000	6 mos
Quinte Rowing Club	\$10,500	4 mos
Reena	\$484,000	9 mos

ONTARIO150 COMMUNITY CAPITAL PROGRAM

ORGANIZATION NAME	AMOUNT AWARDED	TERM
Régie Locale des Services Publics de Jogues as a lead organization on this collaborative	\$141,500	10 mos
Rendez-vous des aînés francophones d'Ottawa	\$150,000	9 mos
Restoule Royal Canadian Legion Branch 639	\$173,000	6 mos
Royal Canadian Legion, Massey Branch 432	\$9,500	2 mos
SAW Video Media Art Centre	\$67,500	6 mos
Scorpions Youth Volleyball Club Inc. as a lead organization on this collaborative	\$31,500	8 mos
SKETCH Working Arts for Street-involved and Homeless Youth	\$25,500	3 mos
Southern Frontenac Community Services Corporation	\$38,200	9 mos
Steps to Recovery	\$15,800	8 mos
St. Joseph's Parish	\$34,000	1 mo
St. Paul's L'Amoreaux Centre	\$34,600	10 mos
Sunshine Centres for Seniors	\$250,000	14 mos
Tarragon Theatre	\$164,500	1 mo
Thames Valley Children's Centre	\$75,000	5 mos
The Burlington Performing Arts Centre	\$50,000	11 mos
The City of Barrie	\$260,000	12 mos
The City of Oshawa	\$272,500	5 mos
The Community Waterfront Heritage Centre	\$6,000	2 mos
The Corporation of the County of Brant	\$75,000	9 mos
The Corporation of the Municipality of Arran-Elderslie	\$15,500	1 mo
The Corporation of the Municipality of Leamington	\$400,000	6 mos
The Corporation of the Municipality of Trent Hills	\$35,000	1 mo
The Corporation of the Township of Terrace Bay	\$92,300	1 mo
The Corporation of the Township of Val Rita-Harty as a lead organization on this collaborative	\$196,500	2 mos
The Corporation of the United Townships of Head, Clara and Maria as a lead organization on this collaborative	\$5,800	4 mos
The George S. Syme Seniors' Centre of York	\$45,000	11 mos
The Gibson Cultural Centre Corporation	\$14,200	6 mos
The Hope Centre	\$53,900	12 mos
The Oakville Curling Club	\$153,400	6 mos
The Table Community Food Centre	\$92,800	7 mos
The Walkerton Golf and Curling Club	\$6,000	12 mos
Thistle Theatre as a lead organization on this collaborative	\$160,000	10 mos
Town of Bracebridge	\$99,200	8 mos
Town of Caledon	\$500,000	8 mos
Town of Carleton Place	\$75,000	4 mos
Town of Collingwood	\$38,300	11 mos
Town of Fort Frances	\$77,000	11 mos
Town of Ingersoll	\$20,000	3 mos
Town of Lakeshore	\$44,000	2 mos

ONTARIO150 COMMUNITY CAPITAL PROGRAM

ORGANIZATION NAME	AMOUNT AWARDED	TERM
Town of LaSalle	\$100,000	3 mos
Town of Midland	\$50,000	12 mos
Town of Milton	\$500,000	14 mos
Town of Minto	\$15,000	1 mo
Town of Newmarket	\$500,000	11 mos
Town of Oakville	\$92,500	14 mos
Town of Petawawa	\$23,700	1 mo
Town of Petrolia as a lead organization on this collaborative	\$274,500	11 mos
Town of Plympton-Wyoming as a lead organization on this collaborative	\$50,000	12 mos
Township of Billings as a lead organization on this collaborative	\$16,000	6 mos
Township of Bonnechere Valley	\$445,000	2 mos
Township of Brudenell, Lyndoch and Raglan	\$6,500	3 mos
Township of Centre Wellington	\$230,000	3 mos
Township of Edwardsburgh Cardinal	\$34,500	2 mos
Township of Essa	\$101,200	8 mos
The Township of Hamilton	\$25,800	3 mos
Township of Leeds and the Thousand Islands	\$45,000	4 mos
Township of McNab/Braeside	\$150,000	11 mos
Township of North Stormont as a lead organization on this collaborative	\$90,000	14 mos
Township of O'Connor	\$34,500	5 mos
Township of Otonabee-South Monaghan	\$500,000	4 mos
Township of Pickle Lake	\$93,800	4 mos
Township of Southgate	\$27,500	5 mos
Township of South Frontenac	\$77,500	2 mos
Township of St. Clair	\$18,900	11 mos
Township of Wellington North	\$66,000	5 mos
Township of Zorra	\$100,000	3 mos
Trenton Curling Club	\$20,200	11 mos
Tropicana Community Services	\$9,400	1 mo
Tucker House Renewal Centre	\$174,100	12 mos
Tweed & Area Arts Council	\$15,300	12 mos
Vankleek Hill Agricultural Society	\$36,600	3 mos
Variety Village	\$400,000	4 mos
Visual Arts Mississauga at Riverwood	\$71,300	12 mos
Wabaseemoong Independent Nation	\$54,000	2 mos
Wellspring Cancer Support Foundation	\$5,400	4 mos
Westben Arts Festival Theatre	\$34,000	1 mo
West Neighbourhood House	\$112,000	5 mos
Winchester Curling Club	\$7,900	1 mo
Windsor-Essex Therapeutic Riding Association	\$26,000	1 mo
Women & Children's Shelter of Barrie	\$39,400	5 mos
Wye Marsh Wildlife Centre	\$123,800	11 mos

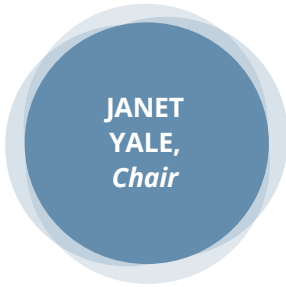
ONTARIO150 COMMUNITY CAPITAL PROGRAM

ORGANIZATION NAME	AMOUNT AWARDED	TERM
Yee Hong Centre for Geriatric Care	\$54,500	1 mo
YMCA of Brockville and Area	\$53,800	8 mos
YMCA of Greater Toronto as a lead organization on this collaborative	\$500,000	14 mos
YMCA of Niagara	\$147,800	5 mos
YMCA of Sudbury	\$88,000	1 mo
Number of Grants		203
Sub-Total	\$22,370,400	

PARTNERS IN SERVING ONTARIO



ONTARIO TRILLIUM FOUNDATION BOARD OF DIRECTORS BOARD MEMBERS SERVING IN 2016-2017



	DATE APPOINTED	TERM EXPIRES
Janet Yale, <i>Chair</i>	05/04/11	AGM 2017
Frank Passaro, <i>Vice-Chair</i>	05/04/11	AGM 2017
Tim Jackson, <i>Treasurer</i>	12/11/13	AGM 2019
Abdullah Snobar	09/14/16	AGM 2019
Andrea Wood	09/08/14	AGM 2020
Cameron Clark	11/16/16	AGM 2019
Denise Amyot	12/05/14	AGM 2020
Jeffrey Cyr	02/02/17	AGM 2019
Kamala-Jean Gopie	01/15/16	AGM 2018
Lucille Roch	06/15/10	AGM 2017
Maxim Jean-Louis	06/22/15	AGM 2018
Nicholas Chambers	05/04/11	AGM 2017
P. Chinyere Eni-Mclean	09/11/15	AGM 2018
Reynolds Mastin	03/02/14	AGM 2019
Susan Scotti	06/22/15	AGM 2018
Tracy Elop	07/22/15	AGM 2018

ONTARIO TRILLIUM FOUNDATION GRANT REVIEW TEAMS

VOLUNTEERS SERVING THE FOUNDATION IN 2016-2017

Algoma, Cochrane, Manitoulin, Sudbury

	TERM BEGAN	TERM EXPIRES
Connie Witty, <i>Chair</i>	4/28/10	7/21/18
Janet Castellan	10/9/13	10/8/16
Lisa Corbiere-Addison	6/11/08	12/9/17
Marc Dupuis	12/3/08	12/2/16
Michael Erskine	5/28/08	5/27/17
Niilo Saari	8/12/08	11/18/17
Robert Nowosielski	12/20/16	12/19/19
Romana Siegel	5/11/05	12/15/18
Ron Leduc	12/8/10	12/7/19
Sergio Saccucci	5/14/08	6/1/16
Suzette Gauthier	5/4/11	5/3/20
Tina Montgomery	8/7/13	11/1/19

CONNIE
WITTY,
Chair

Champlain

	TERM BEGAN	TERM EXPIRES
Ruth MacKenzie, <i>Chair</i>	4/9/14	4/8/20
Benoit Paré	8/12/08	11/18/17
Diane McKinnon	2/1/13	8/3/19
Guy Jamieson	10/1/08	9/30/16
James Puddicombe	4/30/14	5/2/20
Kristina Inrig	12/9/15	12/8/18
Norma Lamont	3/29/17	3/28/20
Paulette Hébert*	8/12/08	11/25/17
Seniha Khan	4/2/14	4/11/20
Stuart Sykes	9/8/14	9/7/17

RUTH
MACKENZIE,
Chair

*Resigned August 2016

VOLUNTEERS SERVING THE FOUNDATION IN 2016-2017

**JOHN
STAFFORD,
Chair**

Durham, Haliburton, Kawartha, Pine Ridge

	TERM BEGAN	TERM EXPIRES
John Stafford, <i>Chair</i>	8/25/15	8/24/18
Heather Kirby	7/17/13	7/16/16
Jack Brezina	5/14/12	3/26/19
James Simmons	4/7/10	4/28/18
Jonathan Tondeur	11/23/16	11/22/19
Leslie Orpana	8/29/12	8/28/18
Penny Smith	8/12/09	8/11/17
Ramesh Makhija	5/27/09	5/26/17
Shirley Van Steen	4/16/14	12/7/16
Tricia Gazarek	2/2/17	2/1/20

**DANIEL
ALLEN,
Chair**

Essex, Kent, Lambton

	TERM BEGAN	TERM EXPIRES
Daniel Allen, <i>Chair</i>	9/8/14	9/7/17
Bill Allison	2/15/17	2/14/20
Candice Jeffrey	12/20/16	12/19/19
Elaine Babcock	2/1/13	1/31/19
James Stein	9/15/10	11/17/18
Kathryn Biondi	1/11/17	1/10/20
Lucie Lombardo	12/20/16	12/19/19
Patricia Peters*	2/20/13	6/21/19
Riccardo Vennettilli, <i>Former Chair</i>	10/20/10	10/19/16
Rita Chappell-Arsenault	4/2/14	4/1/20

*Resigned October 2016

VOLUNTEERS SERVING THE FOUNDATION IN 2016-2017

Grand River

	TERM BEGAN	TERM EXPIRES
Anne Tinker, <i>Chair</i>	2/4/09	3/31/18
Andrew Kooistra	2/10/16	2/9/19
Catherine B. Stidsen	2/20/13	2/19/19
Chuck Beach	2/10/16	2/9/19
Dominique Lemieux	5/2/12	5/1/18
James Peters	12/19/08	4/21/18
Lance Calbeck	5/16/07	5/15/16
Larry Davis	12/10/08	12/9/16
Linda Hunt	12/20/16	12/19/19
Melissa Collver	8/15/12	11/17/18
Michelle Bomberry	12/19/08	3/31/18

**ANNE
TINKER,
Chair**

Grey, Bruce, Huron, Perth

	TERM BEGAN	TERM EXPIRES
Rena Spevack, <i>Chair</i>	5/4/11	5/3/17
Donald G. Butland	6/13/12	7/21/18
Donna Atkinson	1/29/14	1/28/20
Harriet R. Mitchell*	10/3/12	3/29/17
James Hepple	12/7/16	12/6/19
Janice McEachnie	6/20/12	7/21/18
Judith Keightley	9/30/15	9/29/18
Loretta Dunn	12/20/16	12/19/19
Marnie Speck	2/26/14	2/25/20
Nancy Primak	2/20/13	2/19/19
Paul Rosebush	1/11/17	1/10/20
Roger Cosgrove	2/9/11	2/8/19

**RENA
SPEVACK,
Chair**

*Resigned February 2017

VOLUNTEERS SERVING THE FOUNDATION IN 2016-2017

**MARK
EGBEDEYI-
EMMANUEL,
Chair**

Halton-Peel

	TERM BEGAN	TERM EXPIRES
Mark Egbedeyi-Emmanuel, <i>Chair</i>	1/29/14	3/21/20
A. Alex Dhanjal	2/14/14	3/7/20
Atul Ahuja	9/8/14	9/7/17
Farrah Shams	3/2/16	3/1/19
Gayle Wadden, <i>Former Chair</i>	4/18/07	6/1/16
Janice Moro	2/12/14	2/11/20
Jazmit Singh	4/2/14	4/4/20
Linden King	5/12/10	8/14/18
Lynn McNeil	5/27/09	5/26/17
Margherita Bialy	4/9/14	4/8/17
Rohit Mehta*	4/18/11	4/17/17
Satinderjit (Monty) Fidda	9/30/15	9/29/18
Sheila Wilson	9/8/15	9/7/18

*Resigned September 2016

**RUSSELL
POWERS,
Chair**

Hamilton

	TERM BEGAN	TERM EXPIRES
Russell Powers, <i>Chair</i>	8/25/15	8/24/18
Anne Tennier	11/6/13	11/5/19
Bonnie Tolton	8/12/09	3/31/18
Karen Logan	2/15/17	2/14/20
Lionel Kevin Joyner	9/25/13	10/4/19
Nancy McKibbin-Gray	5/17/11	5/16/17
Neil Del Bel Belluz	6/26/13	6/25/16
Roxanne Rapedius	9/8/15	9/7/18
Terry Frank Miosi, <i>Former Chair</i>	5/4/11	5/3/17

VOLUNTEERS SERVING THE FOUNDATION IN 2016-2017

Muskoka, Nipissing, Parry Sound, Timiskaming

	TERM BEGAN	TERM EXPIRES
Andrea Johnston	11/20/13	11/19/16
Barbara Laplante	11/29/10	11/28/16
Bonnie Sackrider	9/12/12	11/17/18
Carol Ann DiBartolomeo*	12/5/12	12/4/16
Danielle Covello	3/15/17	3/14/20
Katharine England	5/16/12	5/15/18
Patricia Arney	3/15/17	3/14/20
Richard J. Corcelli	2/15/17	2/14/20
Sue Morris, <i>Former Chair</i>	11/6/13	11/5/19

*Resigned September 2016

Niagara

	TERM BEGAN	TERM EXPIRES
Livia Martin, <i>Chair</i>	11/29/10	4/12/19
Anne Atkinson	11/20/13	11/19/16
Claude Dallaire	1/27/10	5/5/18
David Bingham	12/7/16	12/6/19
Eric Mitchinson	6/17/15	6/16/18
John Storm	10/1/08	9/30/16
Kenneth Burden	5/17/11	5/16/17
Susan Erskine, <i>Former Chair</i>	6/22/11	9/16/17
Susan Morin	4/18/11	4/17/17
William Williams	12/3/14	12/2/17



LIVIA
MARTIN,
Chair

Northwestern

	TERM BEGAN	TERM EXPIRES
Rita Demetzer, <i>Chair</i>	8/12/08	11/18/17
Alice Sasines	10/3/12	11/17/18
Angela Bishop	2/1/13	1/31/19
Becky Holden	9/8/14	9/7/17
Betty Lee-Lawrence	5/27/09	5/26/18
Jason Hughes	5/28/08	6/1/16
Keith Nymark, <i>Former Chair*</i>	5/28/08	9/29/16
Lesley Bell	12/5/12	12/4/19
Miriam Wall	5/28/08	5/27/17
Roopa Rakshit	1/29/14	1/28/20

*Resigned October 2016



RITA
DEMETZER,
Chair

VOLUNTEERS SERVING THE FOUNDATION IN 2016-2017

LOUISE
HESLOP,
Chair

Quinte, Kingston, Rideau

	TERM BEGAN	TERM EXPIRES
Louise Heslop, <i>Chair</i>	5/4/11	5/3/20
Colleen O'Reilly	1/29/14	1/28/20
Deanna Dulmage	9/12/12	9/11/18
Don DeGenova	5/17/11	5/16/20
Hali Adair*	2/12/14	10/19/16
James Roulston	9/12/12	9/11/18
John Blake	10/23/13	10/22/19
Kelly Boutilier	12/20/16	12/19/19
Nancy Parks	12/20/16	12/19/19
Natalie Wood	5/4/11	5/3/17
Rai King	1/11/17	1/10/20
Robert Burge	12/20/16	12/19/19
Sherri Marcotte	4/2/14	4/1/20
Wanda Slawinski	12/10/08	12/9/16

*Resigned April 2016

SAVI
SINGH,
Chair

Simcoe-York

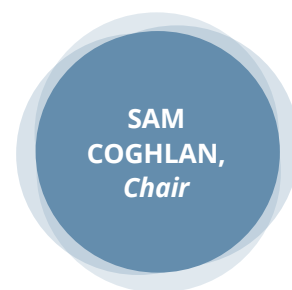
	TERM BEGAN	TERM EXPIRES
Savi Singh, <i>Chair</i>	5/12/10	5/11/18
Angelique (Angela) Schinas	8/12/08	11/18/17
Bululu Kabatakaka	12/20/16	12/19/19
Elaine Adam	12/20/16	12/19/19
Feria Bacchus	9/8/09	12/9/17
Frank Steeve	10/20/10	11/13/16
Jamiena Shah	2/9/11	3/25/20
Janice Kwan	8/7/13	10/25/19
Kim Gavine	1/29/14	1/28/17
Lisa Gibbs	10/3/12	11/17/18
Loreta Pavese	8/12/15	8/11/18
Lynn Nixon	4/18/11	4/17/17
Richard Kelly	9/30/15	9/29/18
Wendy Dunlop	8/29/12	8/28/18

VOLUNTEERS SERVING THE FOUNDATION IN 2016-2017

Thames Valley

	TERM BEGAN	TERM EXPIRES
Sam Coghlan, <i>Chair</i>	9/8/15	9/7/18
Bill Green	12/5/12	12/4/18
Christopher Harding	11/2/16	11/1/19
Deborah Armstrong	12/19/08	3/4/17
Diane Dubois	8/7/13	10/4/19
Dwayne Kecheho	8/12/09	3/24/18
Fraser Campbell	2/15/17	2/14/20
Linda Lustins	2/10/16	2/9/19
Peter Fleming	2/2/17	2/1/20
Ross MacDonald	12/5/12	12/4/16
Sharon O'Leary	2/4/09	4/21/18
Stephen Culig	2/2/17	2/1/20
Steven Trujillo, <i>Former Chair*</i>	5/1/13	4/30/16

*Resigned August 2016



Toronto

	TERM BEGAN	TERM EXPIRES
Ryan Rodrigues, <i>Chair</i>	12/5/12	12/4/19
Angela Flaemrich	8/25/15	8/24/18
Brent Chamberlain	2/12/14	2/11/20
Carole-Ann Hamilton	2/24/16	2/23/19
Cynthia Good	10/20/10	10/19/19
Daphne Simon	1/6/14	3/21/20
Fattah (Fatih) Stanley	5/17/11	5/16/20
Genevieve Oger	2/24/16	2/23/19
Hemant (Harry) Sayal	2/11/15	2/10/18
Isaac Quan	9/8/14	9/7/17
Jascha Jabes	8/12/08	8/11/16
Jeffrey Goreski	11/6/13	12/6/19
Jose Pinto	7/22/15	7/21/18
Maggie Broda	10/5/16	10/4/19
Mario Gravelle	1/11/17	1/10/20
Maureen Lynch	6/26/13	11/1/19
Mona ElSayeh	9/8/14	9/7/17
Nicole Chamula	2/24/16	2/23/19
Norman King, <i>Former Chair</i>	11/29/10	12/7/16
Phyllis Tanaka	3/1/17	2/29/20
Shameem Sultana	4/2/14	4/25/20
Sharilyn Hale	4/2/14	4/1/17



VOLUNTEERS SERVING THE FOUNDATION IN 2016-2017



Waterloo, Wellington, Dufferin

	TERM BEGAN	TERM EXPIRES
Molly Kriksic, <i>Chair</i>	10/20/10	10/19/19
Burton (Fred) Aitchison	6/26/13	11/1/19
Crista Renner, <i>Former Chair</i>	2/4/09	4/5/17
David Murray	6/19/13	11/1/19
Gebrehiwot (Gebre) Berihun	5/17/11	5/16/17
Kelly McManus	8/25/15	8/24/18
Logan Walsh	2/12/14	2/29/20
Robert Maier	4/9/14	4/8/17
Ruby Weber	5/4/11	5/3/17
Susan Leuty	12/8/10	11/1/19
Sylvia Lauterbach	12/8/10	12/7/16
Wayne White	10/5/16	10/4/19
Winston Uytendogaart	12/10/08	12/9/16

FINANCIAL REPORT



REPORT ON FINANCIAL PERFORMANCE

- In 2016-2017, the Ontario Trillium Foundation received \$90.0 million from the Ministry of Tourism, Culture and Sport, \$25 million from the Ministry of Tourism, Culture and Sport for the Ontario150 Community Capital Program, \$13.5 million from the Ministry of Children and Youth Services, and \$8.5 million from the Poverty Reduction Strategy Office, for a total of \$137.0 million. (\$134.9 million is recorded in the Statement of Operations; the remaining \$2.1 million is recorded in deferred contributions, for spending in the following year.) Other revenue sources include investment income (\$1.7 million) and funds made available as a result of rescinded or recovered grants (\$3.3 million).
- Of this funding, \$77.9 million was pledged for the Foundation's core grants programs, almost \$22.4 million for the Ontario150 Community Capital Program and \$12.0 million for Youth Opportunities Fund grants. Another \$7.7 million was paid out in Local Poverty Reduction Fund grant payments, for which the Foundation serves as an administrative agent. Grant-making expenses, services to the community, support services, and amortization together amounted to \$19.4 million.
- At March 31, 2017, the Foundation held approximately \$158.3 million in investments, in fixed income securities (short-term treasury bills and government bonds). Most of these funds (\$142.9 million) are committed to multi-year grant pledges. The Foundation's investments are managed by the Ontario Financing Authority.
- Funds may be recovered, or future payments rescinded, in cases where circumstances (e.g. planned activities, budgets) change or where grant outcomes or other requirements are not met.
- Accumulated net assets at year-end totaled almost \$2.6 million, of which approximately \$1.0 million was invested in capital assets and \$1.6 million represented unrestricted assets.
- Volunteers make a significant contribution to the operations of the Foundation. Given the difficulty of estimating monetary value, these contributions are not reflected in the financial statements.

\$7.7

*million was
paid out in Local
Poverty Reduction
Fund grant
payments*

FINANCIAL STATEMENTS OF

 **ONTARIO TRILLIUM FOUNDATION**

Year ended March 31, 2017



KPMG LLP
Vaughan Metropolitan Centre
100 New Park Place, Suite 1400
Vaughan ON L4K 0J3
Canada
Tel 905-265-5900
Fax 905-265-6390

INDEPENDENT AUDITORS' REPORT

To the Board of Directors of Ontario Trillium Foundation

We have audited the accompanying financial statements of Ontario Trillium Foundation, which comprise the statement of financial position as at March 31, 2017, the statements of operations, changes in net assets and cash flows for the year then ended, and notes, comprising a summary of significant accounting policies and other explanatory information.

Management's Responsibility for the Financial Statements

Management is responsible for the preparation and fair presentation of these financial statements in accordance with Canadian public sector accounting standards, and for such internal control as management determines is necessary to enable the preparation of financial statements that are free from material misstatement, whether due to fraud or error.

Auditors' Responsibility

Our responsibility is to express an opinion on these financial statements based on our audit. We conducted our audit in accordance with Canadian generally accepted auditing standards. Those standards require that we comply with ethical requirements and plan and perform the audit to obtain reasonable assurance about whether the financial statements are free from material misstatement.

An audit involves performing procedures to obtain audit evidence about the amounts and disclosures in the financial statements. The procedures selected depend on our judgment, including the assessment of the risks of material misstatement of the financial statements, whether due to fraud or error. In making those risk assessments, we consider internal control relevant to the entity's preparation and fair presentation of the financial statements in order to design audit procedures that are appropriate in the circumstances, but not for the purpose of expressing an opinion on the effectiveness of the entity's internal control. An audit also includes evaluating the appropriateness of accounting policies used and the reasonableness of accounting estimates made by management, as well as evaluating the overall presentation of the financial statements.

We believe that the audit evidence we have obtained is sufficient and appropriate to provide a basis for our audit opinion.



Page 2

Opinion

In our opinion, the financial statements present fairly, in all material respects, the financial position of Ontario Trillium Foundation as at March 31, 2017, and its results of operations and its cash flows for the year then ended in accordance with Canadian public sector accounting standards.

KPMG LLP

Chartered Professional Accountants, Licensed Public Accountants

June 15, 2017
Vaughan, Canada

ONTARIO TRILLIUM FOUNDATION

Statement of Financial Position

March 31, 2017, with comparative information for 2016

	2017	2016
Assets		
Cash	\$ 1,220,518	\$ 1,544,270
Accounts receivable and other	485,934	458,107
Investments (note 2)	158,271,579	155,213,410
Capital assets (note 3)	997,233	1,228,970
	<u>\$ 160,975,264</u>	<u>\$ 158,444,757</u>

Liabilities and Net Assets

Liabilities:

Accounts payable and accrued liabilities	\$ 2,574,194	\$ 2,398,801
Deferred contributions (note 4(a))	12,963,028	10,884,514
Grants payable (note 4(b))	142,866,000	142,589,400
	<u>158,403,222</u>	<u>155,872,715</u>

Net assets:

Invested in capital assets	997,233	1,228,970
Unrestricted	1,574,809	1,343,072
	<u>2,572,042</u>	<u>2,572,042</u>


Commitments (note 7)

	<u>\$ 160,975,264</u>	<u>\$ 158,444,757</u>
--	-----------------------	-----------------------

On behalf of the Board:



Janet Yale, Chair



Timothy Jackson, Treasurer

ONTARIO TRILLIUM FOUNDATION

Statement of Operations

Year ended March 31, 2017, with comparative information for 2016

	2017	2016
Revenue:		
Ontario government funding (note 4(a))	\$ 134,913,329	\$ 123,351,385
Grants rescinded or recovered (note 4(a))	3,252,397	3,937,788
Investment income (note 4(a))	1,692,059	1,828,535
	<u>139,857,785</u>	<u>129,117,708</u>
Expenses:		
Program activities:		
Grants pledged (note 4(a) and (b))	112,779,900	109,569,000
Grantmaking expenses (note 4(a))	15,455,980	14,087,615
Agent grants paid (note 4(a))	7,712,200	2,028,500
Services to the community (notes 4(a) and 6)	1,355,106	887,022
	<u>137,303,186</u>	<u>126,572,137</u>
Support services (notes 4(a) and 5)	2,131,187	2,056,137
Amortization of capital assets	423,412	489,434
	<u>139,857,785</u>	<u>129,117,708</u>
Excess of revenue over expenses	<u>\$ —</u>	<u>\$ —</u>

See accompanying notes to financial statements.

ONTARIO TRILLIUM FOUNDATION

Statement of Changes in Net Assets

Year ended March 31, 2017, with comparative information for 2016

			2017	2016
	Invested in capital assets	Unrestricted	Total	Total
Net assets, beginning of year	\$ 1,228,970	\$ 1,343,072	\$ 2,572,042	\$ 2,572,042
Excess (deficiency) of revenue over expenses	(423,412)	423,412	–	–
Purchase of capital assets	191,675	(191,675)	–	–
Net assets, end of year	\$ 997,233	\$ 1,574,809	\$ 2,572,042	\$ 2,572,042

See accompanying notes to financial statements.

ONTARIO TRILLIUM FOUNDATION

Statement of Cash Flows

Year ended March 31, 2017, with comparative information for 2016

	2017	2016
Cash provided by (used in):		
Operating activities:		
Amortization of capital assets which does not involve cash	\$ 423,412	\$ 489,434
Change in non-cash operating items	2,502,680	21,104,199
	<u>2,926,092</u>	<u>21,593,633</u>
Capital activities:		
Net purchase of capital assets	(191,675)	(181,337)
Investing activities:		
Purchase of investments	(1,000,882,965)	(959,088,928)
Disposal of investments	997,824,796	938,182,455
	<u>(3,058,169)</u>	<u>(20,906,473)</u>
Increase (decrease) in cash	(323,752)	505,823
Cash, beginning of year	1,544,270	1,038,447
Cash, end of year	<u>\$ 1,220,518</u>	<u>\$ 1,544,270</u>

See accompanying notes to financial statements.

ONTARIO TRILLIUM FOUNDATION

Notes to Financial Statements

Year ended March 31, 2017

Ontario Trillium Foundation (the "Foundation" or "OTF"), an agency of the Ministry of Tourism, Culture and Sport ("MTCS"), is financially supported by the Ontario government. OTF began operations as an arm's-length agency of the Ontario government on August 23, 1982 and was incorporated without share capital under the laws of Ontario under letters patent dated November 17, 1982. OTF's purpose is to build healthy and vibrant communities throughout Ontario, by strengthening the capacity of the voluntary sector through investments in community-based initiatives.

Government funding is subject to Memoranda of Understanding that define how the funds must be invested and distributed.

1. Significant accounting policies:

The financial statements have been prepared by management in accordance with Canadian public sector accounting standards, including the 4200 standards for government not-for-profit organizations.

(a) Revenue recognition:

OTF follows the deferral method of accounting for contributions, which include government funding. Unrestricted contributions are recognized as revenue when received or receivable if the amount to be received can be reasonably estimated and collection is reasonably assured. Externally restricted contributions are deferred and recognized as revenue in the year in which the related expenses are incurred.

Investment income is recorded on the accrual basis.

(b) Financial instruments:

Financial instruments are recorded at fair value on initial recognition. All other financial instruments are subsequently recorded at cost or amortized cost unless management has elected to carry the instruments at fair value. The Foundation has not elected to carry any such financial instruments at fair value.

Financial instruments are adjusted by transaction costs incurred on acquisition and financing costs, which are amortized using the effective interest rate method.

ONTARIO TRILLIUM FOUNDATION

Notes to Financial Statements (continued)

Year ended March 31, 2017

1. Significant accounting policies (continued):

All financial assets are assessed for impairment on an annual basis. When a decline is determined to be other than temporary, the amount of the loss is reported in the statement of operations.

As financial instruments are recorded at cost or amortized costs, a statement of remeasurement gains and losses has not been included.

(c) Grants:

Grants awarded by the Foundation are recorded as grants pledged expenses in the year that the Foundation approves the grant.

Grants awarded by third party organizations for which the Foundation acts as an administrative agent are recorded as agent grant payments when payments are issued.

(d) Allocation of support services expenses:

The Foundation classifies expenses on the statement of operations by function. The Foundation allocates certain costs by identifying the appropriate basis of allocating and applying that basis consistently each year. The Foundation allocates its support services expenses proportionately on a per capita basis.

(e) Capital assets:

Capital assets are recorded at cost less accumulated amortization. Amortization is provided on a straight-line basis over the following periods:

Furniture and fixtures	5 years
Computer hardware	3 years
Computer software	3 years
Leasehold improvements	Term of lease

ONTARIO TRILLIUM FOUNDATION

Notes to Financial Statements (continued)

Year ended March 31, 2017

1. Significant accounting policies (continued):

(f) Use of estimates:

The preparation of financial statements requires management to make estimates and assumptions that affect the reported amounts of assets and liabilities and disclosure of contingent assets and liabilities at the date of the financial statements and the reported amounts of revenue and expenses during the year. Actual results could differ from those estimates.

2. Investments:

	2017	2016
Short-term investments	\$ 69,640,678	\$ 66,707,683
Bonds	15,362,030	15,422,366
Laddered bond portfolio	73,268,871	73,083,361
	<u>\$ 158,271,579</u>	<u>\$ 155,213,410</u>

All investments, excluding the laddered bond portfolio, are in fixed income securities and mature within the next six months (2016 - three months). These investments bear interest from 0.53% to 1.12% (2016 - 0.63% to 0.98%).

In OTF's laddered bond portfolio, all bond investments are in fixed income securities and have maturity dates between six months and three years. These investments bear interest from 1.90% to 4.45% (2016 - 1.90% to 4.45%).

The Ontario Financing Authority acts as OTF's investment manager under an investment management agreement that adheres to OTF's policies and procedures governing risk and also includes additional risk concern measures.

3. Capital assets:

	2017		2016	
	Cost	Accumulated amortization	Net book value	Net book value
Furniture and fixtures	\$ 1,031,790	\$ 922,990	\$ 108,800	\$ 169,266
Computer hardware	1,105,241	903,959	201,282	150,304
Computer software	1,178,499	1,101,944	76,555	168,277
Leasehold improvements	1,413,376	802,780	610,596	741,123
	<u>\$ 4,728,906</u>	<u>\$ 3,731,673</u>	<u>\$ 997,233</u>	<u>\$ 1,228,970</u>

ONTARIO TRILLIUM FOUNDATION

Notes to Financial Statements (continued)

Year ended March 31, 2017

4. Deferred contributions and grants payable:

(a) Deferred contributions represent funding received from Ministries that has not yet been pledged as grants, paid to Local Poverty Reduction Fund ("LPRF") grantees or spent on operations. These funds are restricted until grants are approved by the Board of Directors and pledged to third parties, LPRF grant conditions are met and payments are made or until operating expenditures are made. OTF has controls in place to ensure that the restrictions on grant pledges are met prior to utilization of these funds.

	2017						Total
	General operations	Community Capital Fund	Youth Opportunities Fund	Local Poverty Reduction Fund	Ontario150 Community Capital Fund	Total	
Deferred contributions, beginning of year	\$ 6,909,595	\$ 2,907,325	\$ 251,536	\$ 816,058	\$ -	\$ 10,884,514	\$ 7,408,799
Funding received:							
Ministry of Tourism, Culture and Sport	90,000,000	-	-	-	25,000,000	115,000,000	115,000,000
Ministry of Children and Youth Services	-	-	13,491,843	-	-	13,491,843	8,710,000
Treasury Board Secretariat	-	-	-	8,500,000	-	8,500,000	3,117,100
	90,000,000	-	13,491,843	8,500,000	25,000,000	136,991,843	126,827,100
Investment income recorded as revenue	1,573,571	-	88,418	30,070	-	1,692,059	1,828,535
Grants pledged	(77,908,600)	-	(12,000,900)	-	(22,870,400)	(112,779,900)	(109,569,000)
Agent grants paid	-	-	-	(7,712,200)	-	(7,712,200)	(2,028,500)
Grantmaking expenses	(11,531,249)	(33,188)	(1,740,972)	(943,496)	(1,207,075)	(15,455,980)	(14,087,615)
Support services	(2,131,187)	-	-	-	-	(2,131,187)	(2,056,137)
Amortization	(406,438)	-	(12,426)	(4,548)	-	(423,412)	(489,434)
Services to the community	(1,355,106)	-	-	-	-	(1,355,106)	(887,022)
Grants rescinded or recovered	2,575,594	172,492	4,311	-	500,000	3,252,397	3,937,788
Amounts recognized as Ontario government funding	(89,183,415)	139,304	(13,661,569)	(8,630,174)	(23,577,475)	(134,913,329)	(123,351,385)
Change during the year	816,585	139,304	(169,726)	(130,174)	1,422,525	2,078,514	3,475,715
Deferred contributions, end of year	\$ 7,726,180	\$ 3,046,629	\$ 81,810	\$ 685,884	\$ 1,422,525	\$ 12,963,028	\$ 10,884,514

ONTARIO TRILLIUM FOUNDATION

Notes to Financial Statements (continued)

Year ended March 31, 2017

4. Deferred contributions and grants payable (continued):

Community Capital Fund:

On August 27, 2010, the Foundation signed an agreement with MTCS to administer the Community Capital Fund to provide grants for specific infrastructure projects that support Ontario government priorities and help to revitalize community-based infrastructure by directing funding towards capital assets.

Youth Opportunities Fund:

On November 7, 2013, the Foundation signed an agreement with the Ministry of Children and Youth Services ("MCYS") to administer the Youth Opportunities Fund ("YOF") to provide grants for community-based and positive youth development projects that improve conditions for youth who face multiple barriers to positive outcomes in the Greater Toronto Area. On October 8, 2015, the Foundation signed an amending agreement to expand the YOF program throughout the province. On August 30, 2016 the Foundation signed a service contract with MCYS to deliver additional YOF grants, focused on civic engagement, supported through the time-limited Ontario150 initiative.

Local Poverty Reduction Fund:

On November 19, 2015, the Foundation signed an agreement with Treasury Board Secretariat ("TBS") and MTCS to act as an administrative agent for the Local Poverty Reduction Fund, a granting program to provide funding to support innovative, community-driven projects that measurably improve the lives of those most affected by poverty. The transactions are deferred until such time that grant payments are made or operating expenses are incurred. TBS is responsible for application review and approval, and the Foundation supports applicants through the application process and manages the grants once they are approved.

The total funding to be received from TBS is \$50,000,000 over six years. During 2017, \$8,500,000 (2016 - \$3,117,100) was received, of which \$7,712,200 (2016 - \$2,028,500) is included in agent grants paid.

ONTARIO TRILLIUM FOUNDATION

Notes to Financial Statements (continued)

Year ended March 31, 2017

4. Deferred contributions and grants payable (continued):

Ontario150 Community Capital Program:

On December 13, 2016, the Foundation signed an agreement with MTCS to administer the Ontario150 Community Capital Program, a one-time funding program launched as part of the Province of Ontario's 150th anniversary. The purpose of the program is to strengthen communities by supporting the repair, renovation or retrofitting of existing infrastructure to better address the diverse needs of Ontario communities while fostering economic growth.

- (b) Once OTF pledges grants for distribution, the grants are recorded as grants payable. Grants pledged and not yet distributed are payable, subject to the receipt of funds by OTF and to certain performance conditions placed on the recipients. The continuity of grants payable is as follows:

	2017	2016
Grants pledged	\$ 112,779,900	\$ 109,569,000
Grants rescinded	(2,340,100)	(2,611,100)
Grants paid	(110,163,200)	(89,704,500)
	276,600	17,253,400
Grants payable, beginning of year	142,589,400	125,336,000
Grants payable, end of year	\$ 142,866,000	\$ 142,589,400

Grants are payable to various organizations in the fiscal years ending March 31 as follows:

2018	\$ 3,226,100
2019	72,630,500
2020	44,435,400
2021	19,510,700
2022	2,569,100
Thereafter	494,200
	\$ 142,866,000

ONTARIO TRILLIUM FOUNDATION

Notes to Financial Statements (continued)

Year ended March 31, 2017

5. Allocation of expenses:

The Foundation allocates certain of its support services expenses based on the proportion of the total staff directly involved with grantmaking and services to the community. The following percentages were used to calculate the allocation: grantmaking, 64% (2016 - 66%) and services to the community, 4% (2016 - 3%).

Support services reported in the statement of operations of \$2,131,187 (2016 - \$2,056,137) are reported after allocation of \$4,243,373 (2016 - \$4,320,783) to grantmaking expenses and \$262,836 (2016 - \$173,758) to services to the community.

6. Services to the community:

Services to the community are charitable activities other than grants, such as convening, knowledge sharing, capacity building and technical assistance to community organizations.

7. Commitments:

Future minimum annual rental payments for premises under operating leases are as follows:

2018	\$ 1,397,300
2019	1,352,000
2020	1,359,800
2021	1,394,500
2022	720,100
	<hr/>
	\$ 6,223,700

In relation to these leases, OTF has agreed to indemnify the landlord against losses occurring on the lease premises which may arise out of a breach of the lease agreement.

ONTARIO TRILLIUM FOUNDATION

Notes to Financial Statements (continued)

Year ended March 31, 2017

8. Indemnification of officers and directors:

OTF has indemnified its past, present and future directors, officers, employees and volunteers against expenses (including legal expenses), judgments, and any amount actually or reasonably incurred by them in connection with any action, suit or proceeding in which the directors are used as a result of their service, if they acted honestly and in good faith with a view to the best interests of OTF. The nature of the indemnity prevents OTF from reasonably estimating the maximum exposure. OTF has purchased directors' and officers' liability insurance with respect to this indemnification.

9. Financial risks:

(a) Liquidity risk:

Liquidity risk is the risk that the Foundation will be unable to fulfill its obligations on a timely basis or at a reasonable cost. The Foundation manages its liquidity risk by monitoring its operating requirements. The Foundation prepares budget and cash forecasts to ensure it has sufficient funds to fulfill its obligations.

Accounts payable and accrued liabilities are generally due within 60 days of receipt of an invoice.

There have been no significant changes to the liquidity risk exposure from 2016.

(b) Market risk:

Market risk is the risk that changes in market prices, such as foreign exchange rates or interest rates, will affect the Foundation's income or the value of its holdings of financial instruments. The objective of market risk management is to control market risk exposures within acceptable parameters while optimizing return on investment.

There has been no significant change to the market risk exposure from 2016.

ONTARIO TRILLIUM FOUNDATION

Notes to Financial Statements (continued)

Year ended March 31, 2017

9. Financial risks (continued):

(c) Interest rate risk:

Interest rate risk is the risk that the fair value of future cash flows or a financial instrument will fluctuate because of changes in the market interest rates.

Financial assets and financial liabilities with variable interest rates expose the Foundation to cash flow interest rate risk. The Foundation is exposed to this risk through its investments.

As at March 31, 2017, had prevailing interest rates increased or decreased by 1%, assuming a parallel shift in the yield curve, with all other variables held constant, the estimated impact on the market value of bonds would approximate \$1,230,000.

The Foundation's investments are disclosed in note 2.

There has been no change to the interest rate risk exposure from 2016.