

OTF Investment Summary Report 2019/2020 Capital Cycle



Prepared for the Board of Directors, September 19, 2019
2019-2020 CAPITAL Cycle
OTF Granting Investments

OTF Investment Summary Report

2019/2020 Capital Cycle

Introduction

This is a summary of the Grant Review Team recommendations for Capital Stream investments for the 2019-2020 Fiscal Year. The report provides cycle highlights, including noteworthy applications in each Action Area. Analyses of trends by populations served, catchment, and organizational characteristics are also provided across years of the Investment Strategy. Trend analyses are conducted using historical Capital Stream investments data since FY2015-16¹, the first year of the current Investment Strategy.

For the second year, we are also reporting on actual impact achieved through Capital Stream investments, in terms of both the square feet of community space created or renovated, as well as the Ontarians who benefit from these spaces.

This report includes:

Schedule 1: Executive Summary

Schedule 2: Community Investments Granting Overview

Schedule 3: Closed Grants

Schedule 4: Concluding Remarks

Appendix A: List of Recommended Applications for Board Approval

Appendix B: List of Declined Applications for Board Approval

Appendix C: List of Technically Declined Applications

¹ The Capital Stream was suspended in FY2016-17. The one-time Ontario 150 Community Capital program administered in FY2016-17 is excluded from historical comparisons, to facilitate like-to-like comparisons.

OTF Investment Summary Report

2019/2020 Capital Cycle

Schedule 1: Executive Summary

1.1 Cycle Summary: Capital Investment Stream

We received **530 applications** requesting **\$50.4 million**. Of these applications, a total of **237 projects for \$22.6 million** are **recommended for approval**. These recommended investments are expected to increase access to and **enhance over 1.3 million square feet** of community spaces, for over **2.1 million Ontarians**.

At **\$50.4 million requested**, demand is the lowest of any year since 2015, and **20% lower than the next lowest cycle** in 2017-2018. The **demand ratio is \$2.23 requested for every dollar recommended**, consistent with the lower absolute demand seen this cycle. This lower demand is spread out across the province, rather than concentrated in a region or catchment.

Recommendations for Promising Young People Capital projects are at an all time high, making up 8% of recommendations this cycle, a 3-percentage point increase from last year. At the same time, **recommendations to Green People Capital projects** are among the lowest this cycle, at \$198,000, representing **less than 1% of recommended investments**. Recommendations to Connected People have rebounded after consistently declining as a share of overall investments for the past 3 years. At \$4.5 million, recommendations for Connected People Capital projects make up 20% of recommended investments this cycle. **More investments in Capital projects are expected to benefit children** (9.7% of recommended investments) **and youth** (14.1% of recommended investments) this cycle compared to previous years. **Fewer projects will go to specifically benefit Women** (0.6% of investments compared to 1.8% of investments last year), and **none will benefit LGBTQ+ communities** this cycle.

Finally, **559 Capital and ON150 grants have closed** in the last 4 years. Combined, these completed projects **created over 3.7 million square feet of community spaces for the people of Ontario**.

1.2 Engagement at a glance

We continue to track **indicators of understanding and engagement** with the Investment Strategy:

- **Technical Declines** – Understanding of the Investment Strategy continues to improve, with **90% of applications being eligible** for funding, up from 82% in the previous Capital cycle. This trend is consistent with lower technical declines across all Streams of the Investment Strategy
- **Volunteer Scoring** – Volunteers were highly engaged in the assessment process, with a **95% completion rate of scoring activities** for the cycle, a trend seen across all Streams this fiscal year and noteworthy of Volunteer commitment especially given scoring took place during the summer vacation period.

OTF Investment Summary Report

2019/2020 Capital Cycle



1.3 Action Area Noteworthy Grants

Below, we highlight noteworthy recommendations, to demonstrate the expected impact of this cycle's projects.

Active People

In the Active People Action Area, **\$8.9 million** has been recommended to make **915,000 square feet of space for the people of Ontario to engage in physical activity**, increasing access to facilities by 76,000 hours.

A notable project in this Action Area **with a \$57,900 grant, Life After Fifty** will ensure a **safer and more appropriate space for seniors' physical activities** by making improvements to their auditorium. Each week, 60 to 80 seniors participate in 26 regularly scheduled fitness programs in this space located in **Windsor West**. Seniors with mobility aids, vision loss and other age-related challenges have requested the improvements. The project consists of, but not limited to, refurbishing damaged floors to decrease slip and fall hazard, purchasing sturdier fitness chairs, install high efficiency lighting, purchasing new portable stage units and sound system to improve visibility of instructors. The project **will impact on the lives of 1,000 people** in the community.

Connected People

In the Connected People Action Area, **\$4.5 million** has been recommended to create **nearly 125,000 square feet of community space for Ontarians to make connections** and work together to improve community life.

With the help of **\$150,000 in OTF funding**, the **Club de la bonne humeur d'Opasatika**, located in a remote northern francophone community, will renovate part of an old school to **create a gathering space for community members to come together to reduce social isolation**. The town of Opasatika is very small and approximately 30 minutes outside of Kapuskasing where most social activities take place. As with most remote rural communities, Opasatika has an aging population and traveling becomes more and more challenging for everyone. The new space will be a welcoming environment where its **214 residents** can participate in a wide range of activities and programs that have not been available in the past. This will also **foster a sense of ownership and will encourage residents to come together** on a regular basis to participate in activities, meet people, and make connections.

Green People

In the Green People Action Area, **\$198,100** has been recommended to **conserve 2300 square km's of habitat** that contributes to making Ontario a healthy and vibrant place to live.

OTF Investment Summary Report

2019/2020 Capital Cycle



With **\$143,500 in OTF support**, the **Ontario Turtle Conservation Centre** will **renovate and equip an 1,800 square foot facility** that will enable the **rehabilitation and release of 973 at-risk turtles**, contributing to the **conservation of over 1,530 kilometers of wetland in Peterborough**. More than **20,000 citizens will be involved** in programming, and 700 community volunteers engaged yearly. Efforts to conserve turtle populations are essential, as **all eight of Ontario's turtle species are currently listed as at-risk** on the national level. Turtles are vital to protecting and conserving the health and biodiversity of wetland ecosystems.

Inspired People

In the Inspired People Action Area, **\$4.9 million** has been recommended to create **172,000 sqft of space for Ontarians to participate in culture, heritage and arts** experiences, and increase access to facilities by 74,000 hours.

A notable example of the creative ways organizations are addressing the infrastructure deficit in the Arts & Culture sector and creating appropriate space for arts-based programming in Toronto. Through a 12-month **investment of \$150,000**, the **Alexandra Park Neighbourhood Learning Centre** will create an **accessible, multi-purpose space in a retrofitted shipping container** dedicated to **arts-based programming for adult learners** that will host art workshops, photography classes, writing circles, art exhibits, affordable studio space rentals, and other unique arts learning opportunities that will facilitate **community building and cultural exchange in downtown Toronto**.

Promising Young People

In the Promising Young People Action Area, **\$1.7 million** has been recommended to create **51,000 sqft of space** to enable more **children and youth to develop emotional and social strengths**, and to be meaningfully engaged in their communities.

Of all the health and social services the **Kenora Chiefs Advisory** provides to **nine First Nations around Kenora**, **youth mental health services** are among the most critical. Every day, between one and three youth presents in crisis. Because many families don't have cars and given the fact that there is **no public transportation into Kenora and meeting space is scarce** in most communities, the Kenora Chiefs Advisory **will purchase a customized Ice House RV Trailer and pick-up truck with \$124,100 in OTF funding, to create a mobile meeting room** that will enable workers to safely reach communities year-round to meet with clients in a comfortable and appropriate space. The **RV will visit each community twice a month and help at least 1,080 youth who are facing barriers to developing strong emotional and social skills per year**.

Prosperous People

In the Prosperous People Action Area, **\$2.4 million** has been recommended to create **38,000 sqft of space to enable economically vulnerable people to meet their basic needs**.

OTF Investment Summary Report

2019/2020 Capital Cycle



With **\$101,600 in OTF Support**, the **Welland Heritage Council and Multicultural Centre** will **renovate 1500 square feet of Welland's only emergency shelter for newcomers** which will impact the lives of **80 people in the community**. They will **renovate 10 apartment kitchens**, replace the existing fire panel and fire annunciator and purchase portable window air conditioners so that people who are economically vulnerable are able to meet their basic needs. These improvements will **ensure that families are able to access safe, clean, and affordable temporary housing**.

1.4 Sign-Offs

Sign-Off from Chairs: Each GRT Chair or Acting Chair has signed off on the recommendations of their GRT.

Compliance with OTF Policy: The Vice-President, Community Investments has reviewed granting policy compliance. The VP, Community Investments confirms that all recommended grants are within the granting policies of the Foundation.

OTF Investment Summary Report

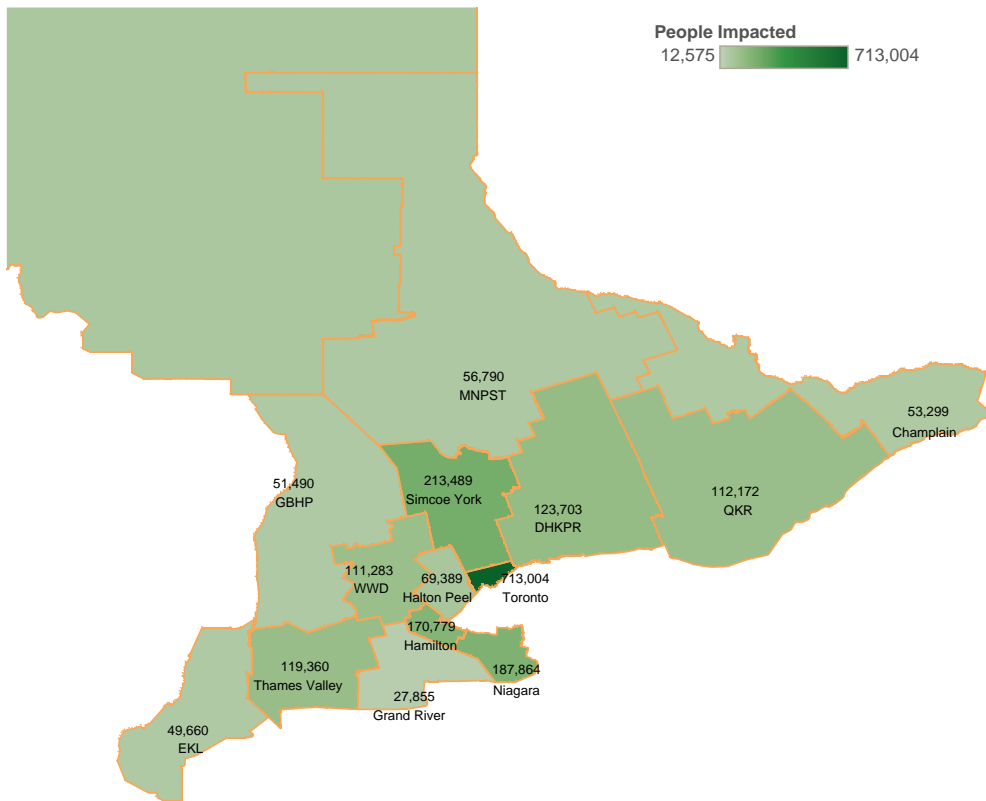
2019/2020 Capital Cycle

Schedule 2: Community Investments Granting Overview

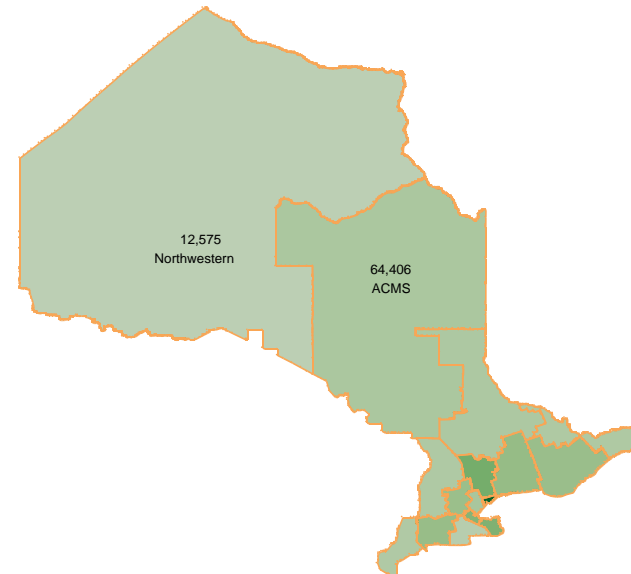
2.1 Improved infrastructure

The **237 projects** recommended this cycle will enable more than **2.1 million Ontarians** to benefit from **1.3 million square feet of additional and improved community spaces**. Many of these infrastructure improvements will foster more active lifestyles and support over 76,000 additional hours of physical activity. An estimated additional one million Ontarians will benefit from participating in over 74,000 hours of exhibitions, performances and heritage experiences made possible through these investments.

People Impacted by improved infrastructure



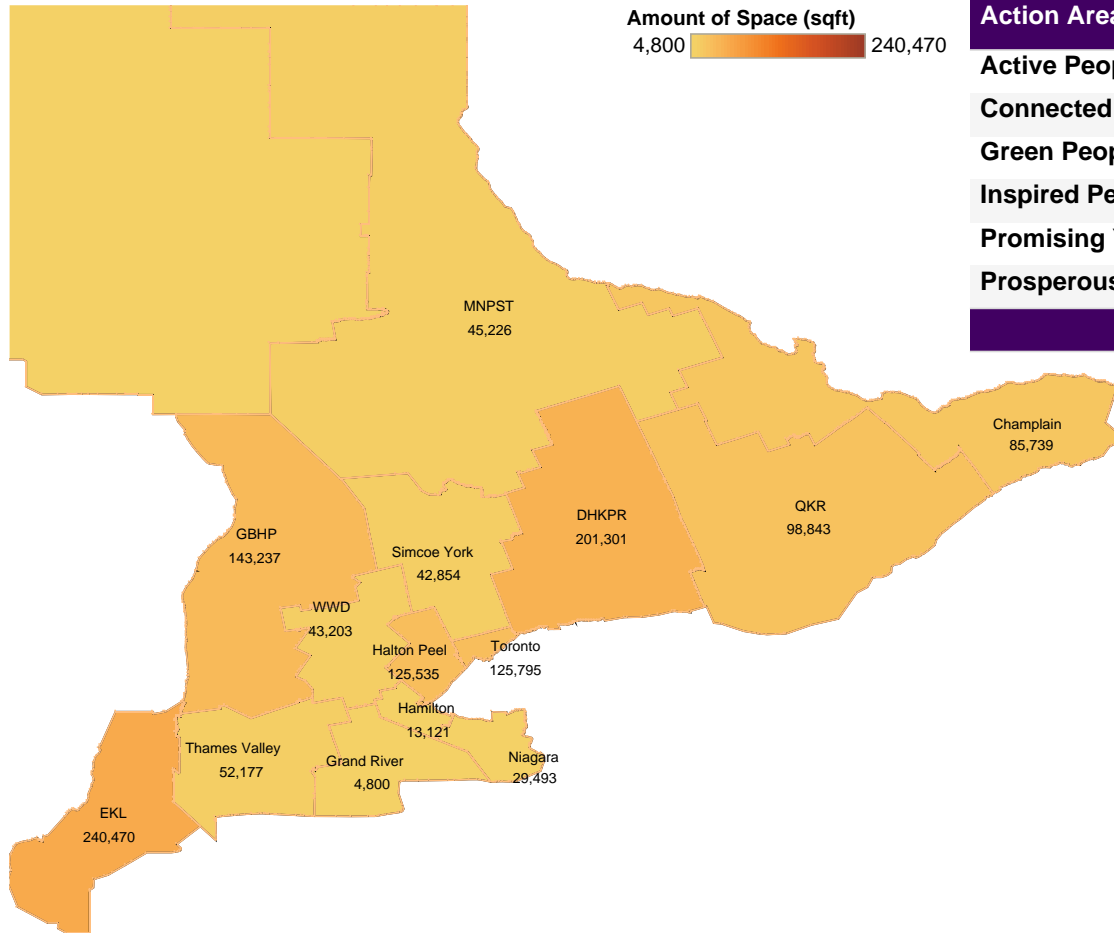
Action Area	People Impacted
Active People	446,923
Connected People	196,183
Green People	26,500
Inspired People	1,097,030
Promising Young People	75,305
Prosperous People	295,177
Total	2,137,118



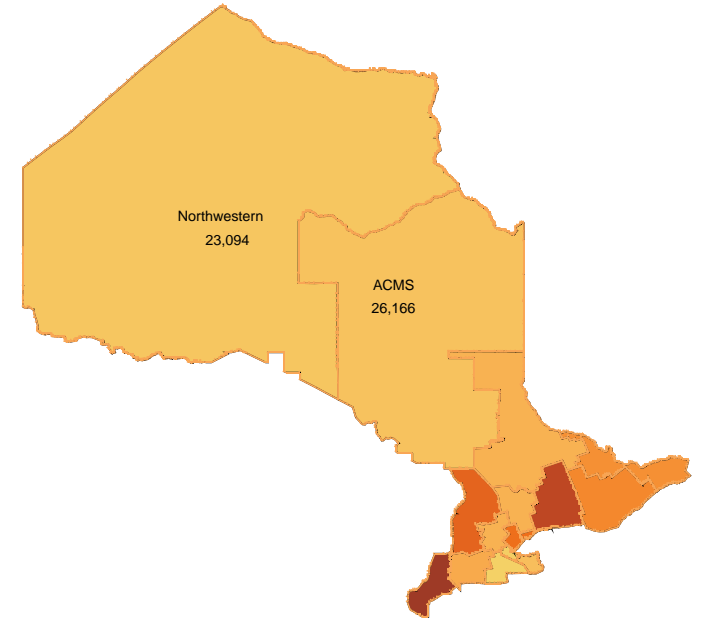
OTF Investment Summary Report

2019/2020 Capital Cycle

Improved infrastructure spaces



Action Area	Additional hou..	Space (sqft)	Area conserve..
Active People	76,437	915,024	
Connected People		124,943	
Green People			2,314
Inspired People	74,400	172,272	
Promising Young People		50,704	
Prosperous People		38,110	
Total	150,837	1,301,053	2,314

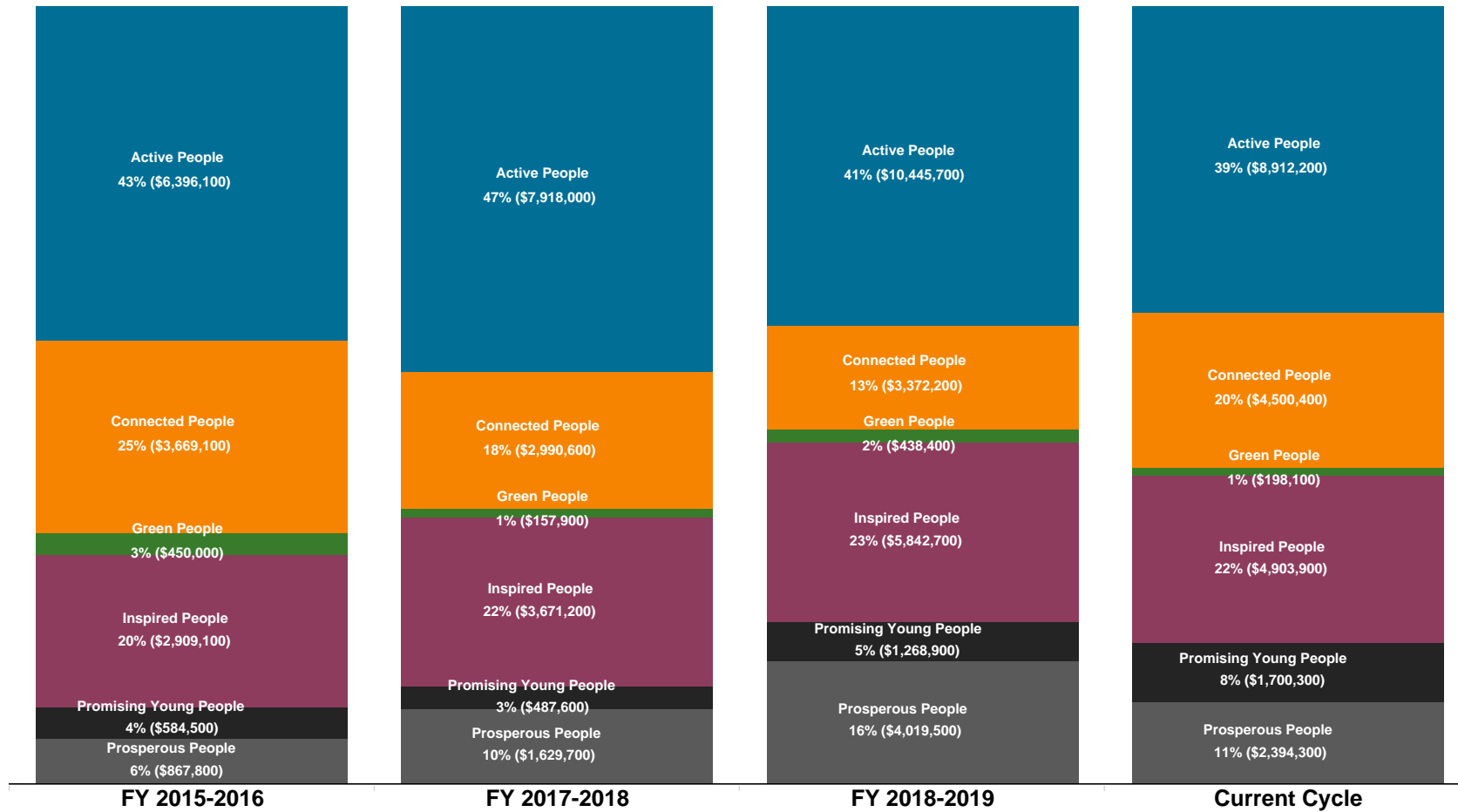


OTF Investment Summary Report

2019/2020 Capital Cycle

2.2 Capital Action Area Overview

At 39%, Active People continue to hold the largest share of recommended investments. Connected People reversed a declining trend, increasing from 13% to 20% of recommended investments, a result of higher demand this cycle. Lower quality applications in Green People resulted in a 50% percent decrease in share of recommended investments. Higher demand in Promising Young People resulted in historically high recommendations in the Action Area, at 8% of overall recommended investments.



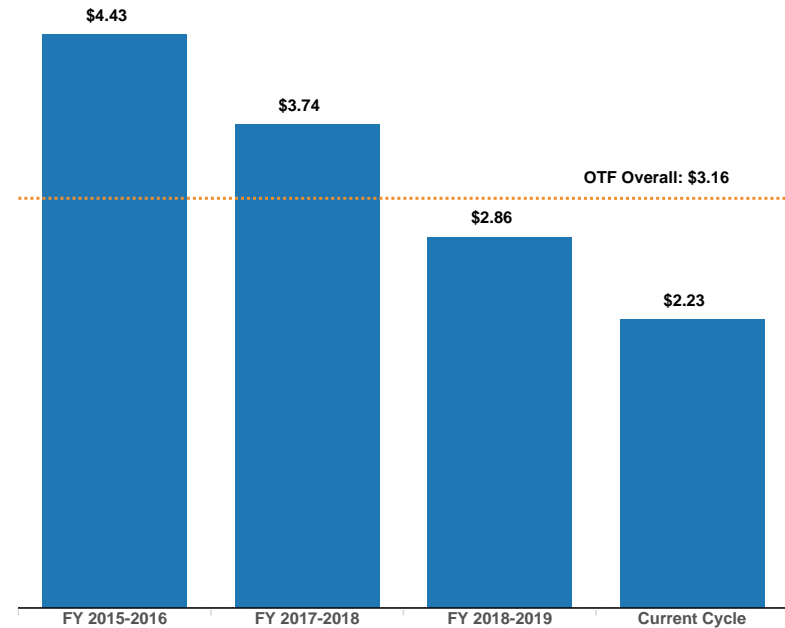
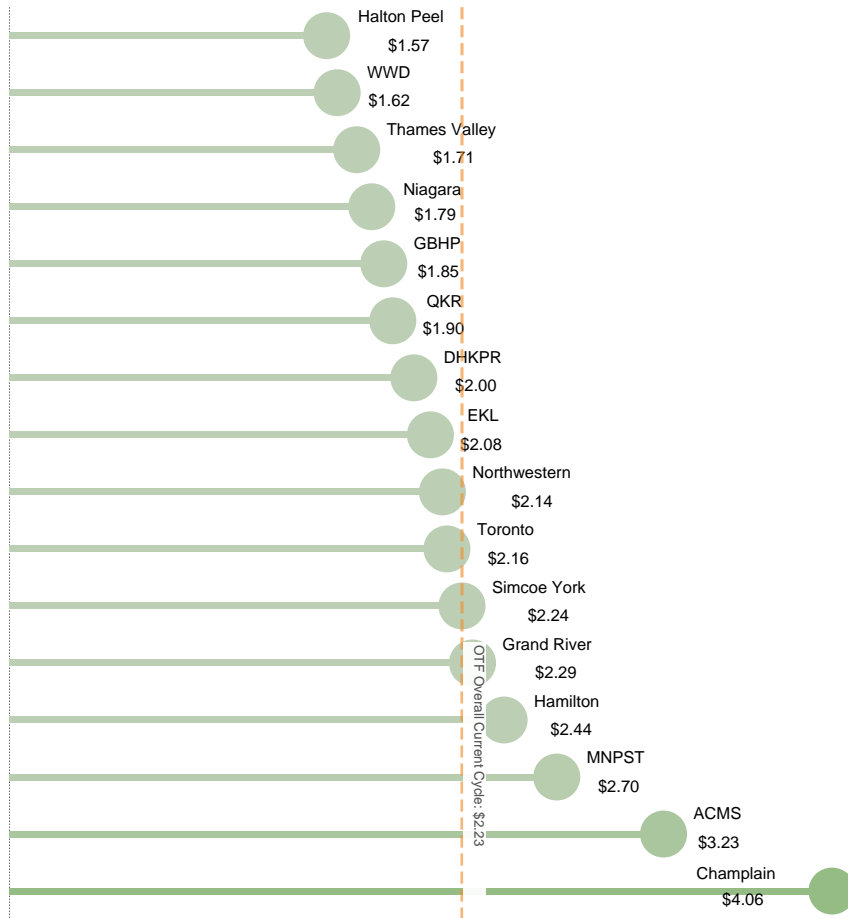
OTF Investment Summary Report

2019/2020 Capital Cycle

2.3 Capital Application Demand

The demand rate reflects the total dollars requested for every dollar recommended. This cycle, the demand rate is \$2.23, which is 22% lower than the previous year. This rate is a result of lower absolute demand across the province. As in previous cycles, Northern catchments continue to see greater demand for Capital Investments than other areas of the province, with Champlain also having a high demand this cycle.

Dollars Requested vs. Dollars Recommended Current Cycle



OTF Investment Summary Report

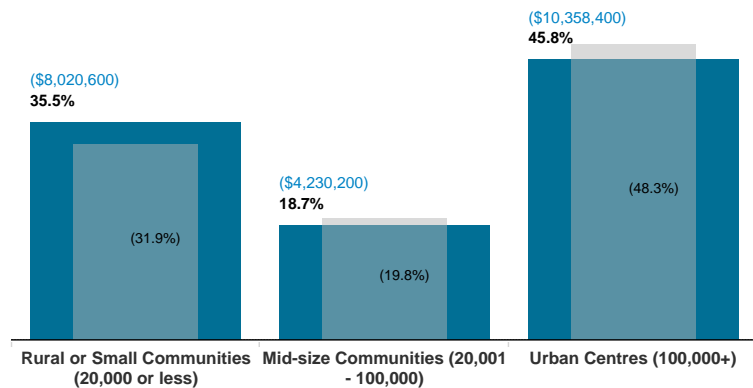
2019/2020 Capital Cycle

2.4.1 Capital Investment Equity – Populations

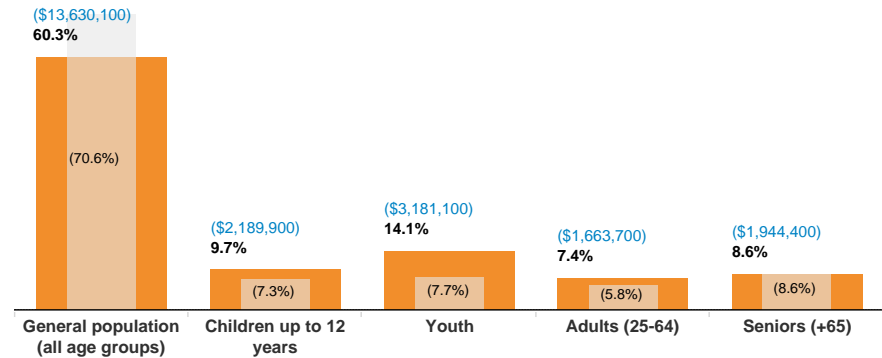
For a second year running, recommended investments benefitting primarily LGBTQ+ communities have declined. This year, there are no recommended investments benefitting LGBTQ+ communities. Declines are also observed in recommended investments specifically benefitting Women, which account for 0.6% of overall recommended investments. With a demand ratio of \$5.7 requested for every dollar recommended (more than double the cycle average), this decline is a result of lower quality applications, rather than fewer requests for dollars.

Recommendations for projects benefitting all age groups except seniors saw an increase this cycle, while recommendations for projects benefitting general populations declined from 70.6% to 60.3% of overall. Notably, projects benefitting youth nearly doubled in proportion, from 7.7% to 14.1% of overall recommendations. This increase is a combined result of higher demand and higher quality applications.

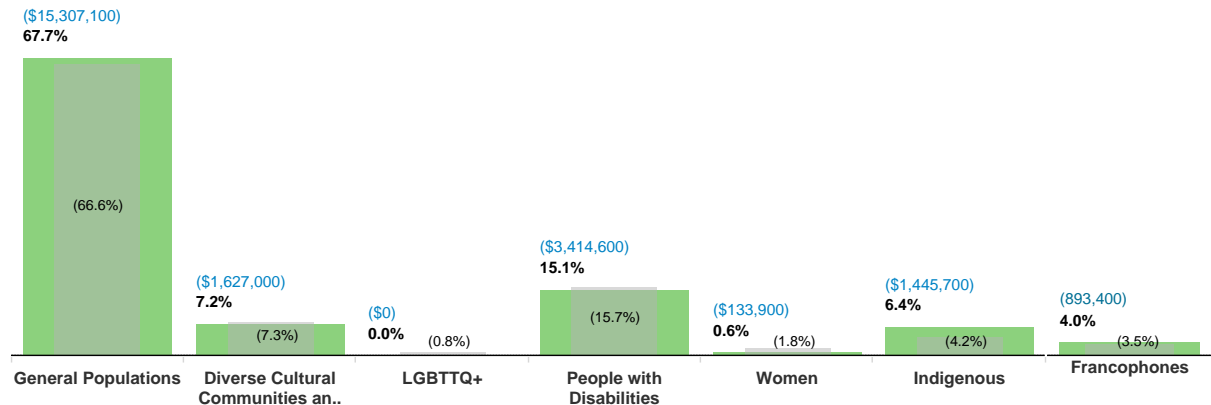
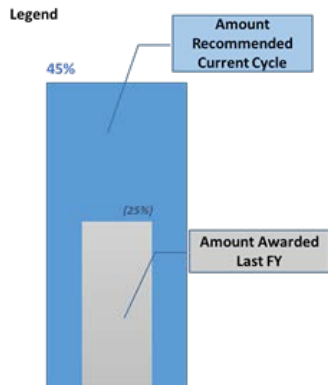
Recommended Dollars By Community Size Current Cycle



Recommended Dollars By Age Group



Recommended Dollars By Population Served



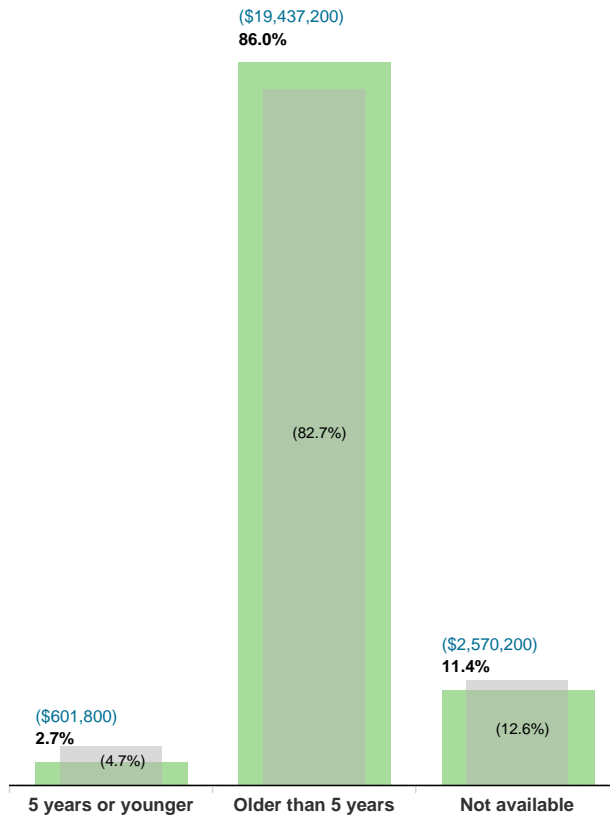
OTF Investment Summary Report

2019/2020 Capital Cycle

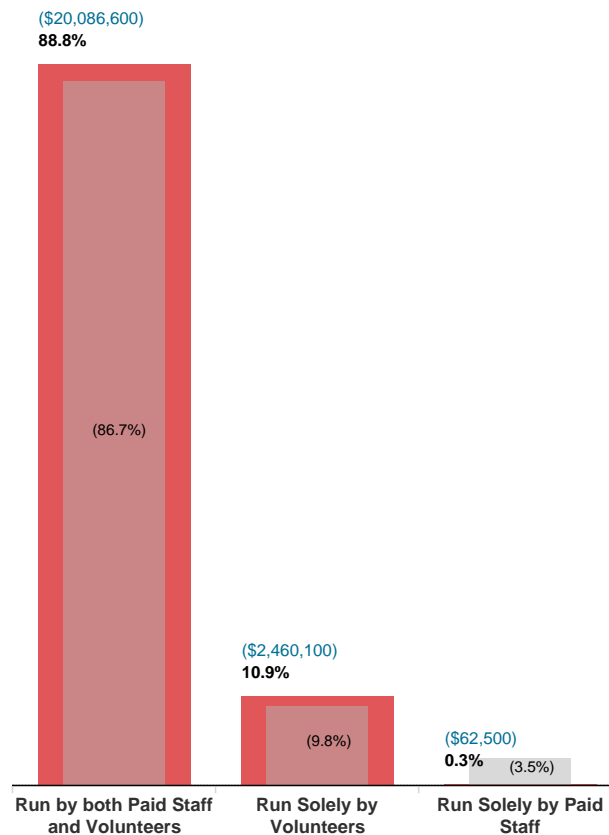
2.4.2 Capital Investment Equity – Organizations

As in previous cycles, more established organizations are recommended to receive a larger share of Capital investments. 86% of recommendations will go to organizations older than 5 years, representing a 3.3-percentage point increase. Organizations benefitting from volunteer service will receive over 99% of recommended investments, while recommendations to organizations run solely by paid staff is 0.3% this cycle, down from 3.5% last year. In a reversal of a consistent trend in previous cycles, more recommendations will go to organizations with budgets of less than \$100,000, a 2.5 percentage point increase representing 26% of recommended investments this cycle.

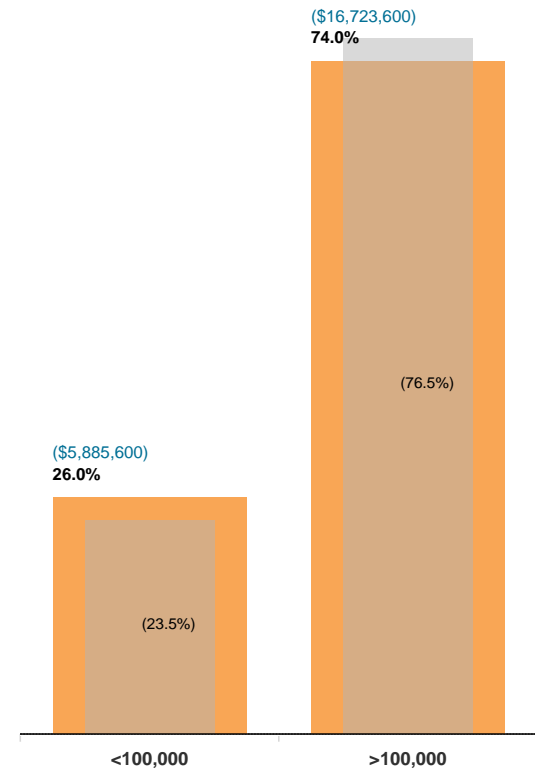
Recommended Dollars By Age of Organization



Recommended Dollars By Type of Staff Running Organization



Recommended Dollars By Organization Size



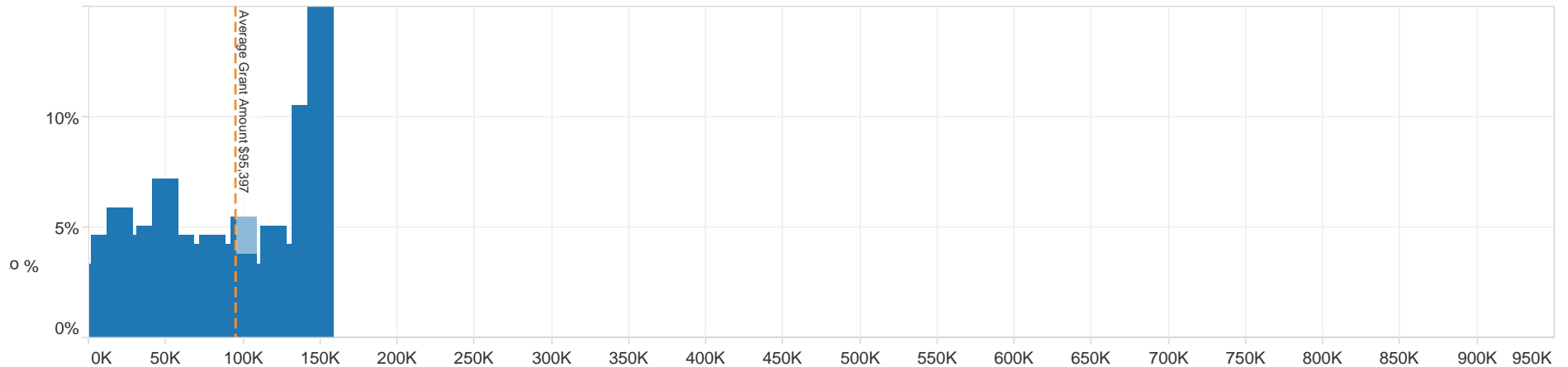
OTF Investment Summary Report

2019/2020 Capital Cycle

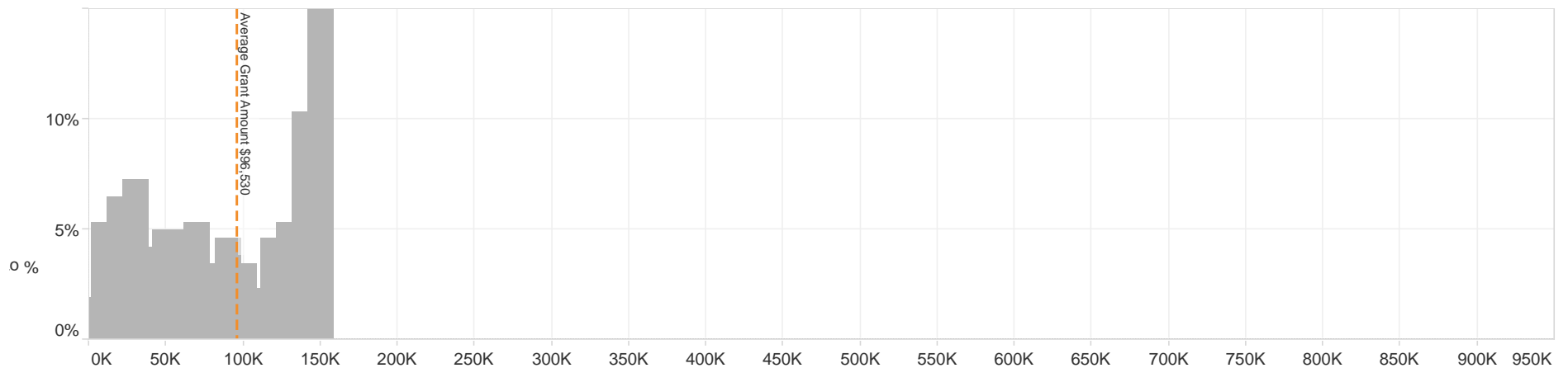
2.5 Grant Size Distribution

The average grant size this cycle is \$95,397, similar to the average in the last Capital cycle. In fact, the distributions of recommended grant sizes are highly similar across the two years.

Amount Recommended for Approval - Size Distribution Current Round



Amount Awarded - Size Distribution Last FY



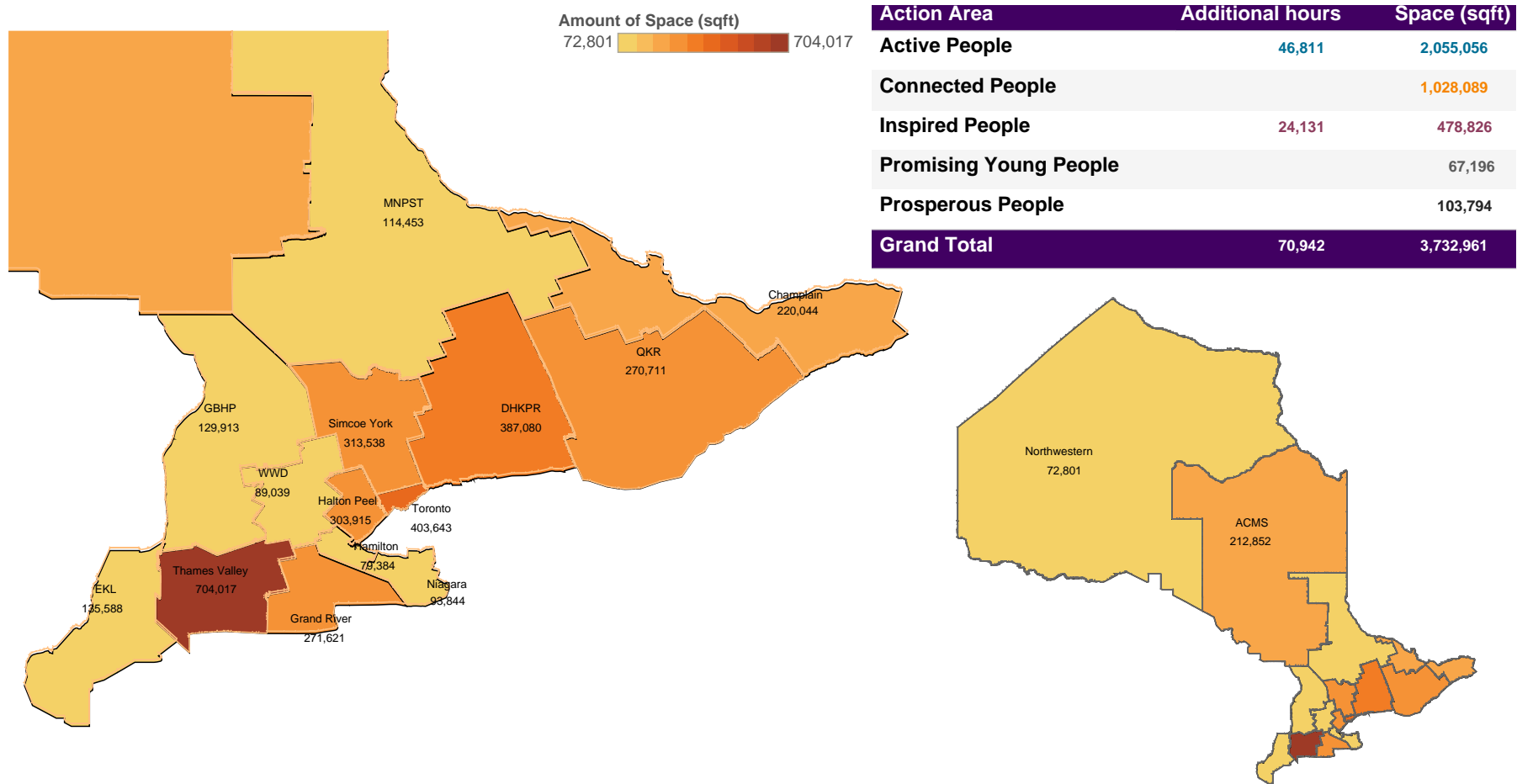
OTF Investment Summary Report

2019/2020 Capital Cycle

Schedule 3: Closed Grants

3.1 Impact of Closed Capital Grants

As of August 27, 2019, **375 Capital and 203 ON150 projects have closed**. Combined, **these 578 completed projects have created over 3.7 million square feet of essential community spaces for the people of Ontario**. This has translated into nearly 47,000 of additional hours of space to live out more active lifestyles, and over 24,000 hours of space to enjoy arts and heritage experiences. Moreover, safer, more accessible, and suitable spaces are available for vulnerable children, adults, and seniors to create and maintain social connections, and learn necessary skills to build a better life.



Action Area	Additional hours	Space (sqft)
Active People	46,811	2,055,056
Connected People		1,028,089
Inspired People	24,131	478,826
Promising Young People		67,196
Prosperous People		103,794
Grand Total	70,942	3,732,961

OTF Investment Summary Report

2019/2020 Capital Cycle

Schedule 4: Concluding Remarks

This Investment Summary Report summarized 237 recommended Capital Stream investments in community infrastructure and habitat conservation across Ontario communities.

In most ways, this cycle was similar to previous cycles in patterns of demand and of recommended investments. An exception is an 20% reduction in demand for funds. Additionally, this cycle saw decreases in recommended funding to projects primarily impacting LGBTQ+ communities and Women, while projects benefitting youth saw a significant uptick. And while younger organizations continue to see a smaller proportion of recommended funding, smaller organizations saw an increased proportion of recommended investments in capital projects.

The expected impact of this cycle's \$22.6 million of recommended investments is broad, both in scope and in reach. The projects are expected to create over 150,000 hours of access to spaces, and 1.3 million square feet of new or improved community spaces across the Foundation's six Action Areas. Their impact will be felt across the province, from vulnerable newcomers in Welland, and youth in nine First Nations surrounding Kenora, to Francophone seniors in northern rural Opasatika.

A list of the recommended grants can be found in Appendix A.