

OTF Investment Summary Report (MTCG Copy) 2025/2026 Capital Cycle

June 19, 2025
2025-2026 Capital Cycle (March 5, 2025 deadline)
Ontario Trillium Foundation Community Investments

OTF Investment Summary Report (MTCG Copy) 2025/2026 Capital Cycle

Introduction

Safe, accessible and welcoming spaces to connect, be active, learn, and grow are vital to healthy and vibrant communities. By investing in infrastructure and equipment, organizations can ensure they have appropriate spaces to deliver high quality programming to the communities they serve. OTF's Capital stream is designed to fund projects that update buildings, enhance spaces, and purchase both fixed and non-fixed equipment to ensure that communities in Ontario have a safe and welcoming place to access the services they need. OTF's Capital stream is available to organizations that deliver programs or services in one of four sectors: sports and recreation, arts and culture, environment, human and social services and that demonstrate that their project will help achieve one of OTF's six Funding Priorities. The Capital funding stream awards grants between \$10,000 and \$200,000 to eligible organizations for up to one year to facilitate purchasing equipment, completing repairs, renovations and/or retrofits, or enhancing an outdoor structure or space. Investments support projects that:

- Maintain or increase access to a program or service
- Extend the life of a facility or space
- Improve a facility or space to make it more accessible

This report will provide an overview of the Capital funding round for the 2024/2025 fiscal year.

Contents

Schedule 1: Executive Summary

Schedule 2: Supporting Figures

Appendix A: List of Recommended Applications for Board Approval

Appendix B: List of Declined Applications for Board Approval

Appendix C: List of Ineligible Applications (Organizational or Project Eligibility)

OTF Investment Summary Report (MTCG Copy) 2025/2026 Capital Cycle

Schedule 1: Executive Summary

1.1 Cycle highlights:

- This round, **1,381 applications** were received **requesting \$153.2M** in funding.
 - This represents an eight percent decrease in applications and nine percent decrease in dollars requested from the previous Capital round in 2024/25 fiscal year when 1,503 applications were received requesting \$168.5M.
- Overall, the **demand rate was \$5.41**, ten percent lower than the previous Capital round in 2024/25 fiscal year which had a demand rate of \$5.97.
- **300 grants** valued at **\$28.3M are recommended** for approval.
 - This is similar the previous Capital round in 2024/25 fiscal year in which \$28.2M was invested in 291 grants.
 - *NOTE: Allocations to each granting stream were set by the Grant Review Teams for each catchment based on Board approved targets.*
- The **approval rate after GRT meetings is 22%**, slightly higher than the approval rate in Capital 2024/25 fiscal year (19%).
- Of the total applications submitted, 720 applications (52%) met OTF eligibility criteria. Of those, 532 (38%) met stream qualifications and were reviewed by GRT, after which **231 (17%) were below the funding threshold** – representing feasible projects that were not funded due to lack of funds. 662 applications (48%) were declined due to basic ineligibility.
- Projects serving a community falling into a **Lived-Experience demographic represented 29% of the funds recommended** for approval (up 8% from previous fiscal year), while **funds serving a particular Identity group (6%), Language group (8%) and Gender group (3%) are all in line** with previous fiscal year.
- **5% of the recommended funding is to very small organizations** with annual budgets <\$100k, while an additional **24% is to small organizations** with annual budgets between \$100-500k – this is in line with the previous round of Capital.
- **88% of Grant Review Team volunteers scored all their assigned applications**, in line with the previous Capital granting round (85%), suggesting a consistently high engagement and commitment from volunteers.

OTF Investment Summary Report (MTCG Copy)

2025/2026 Capital Cycle

1.2 Sign-Offs

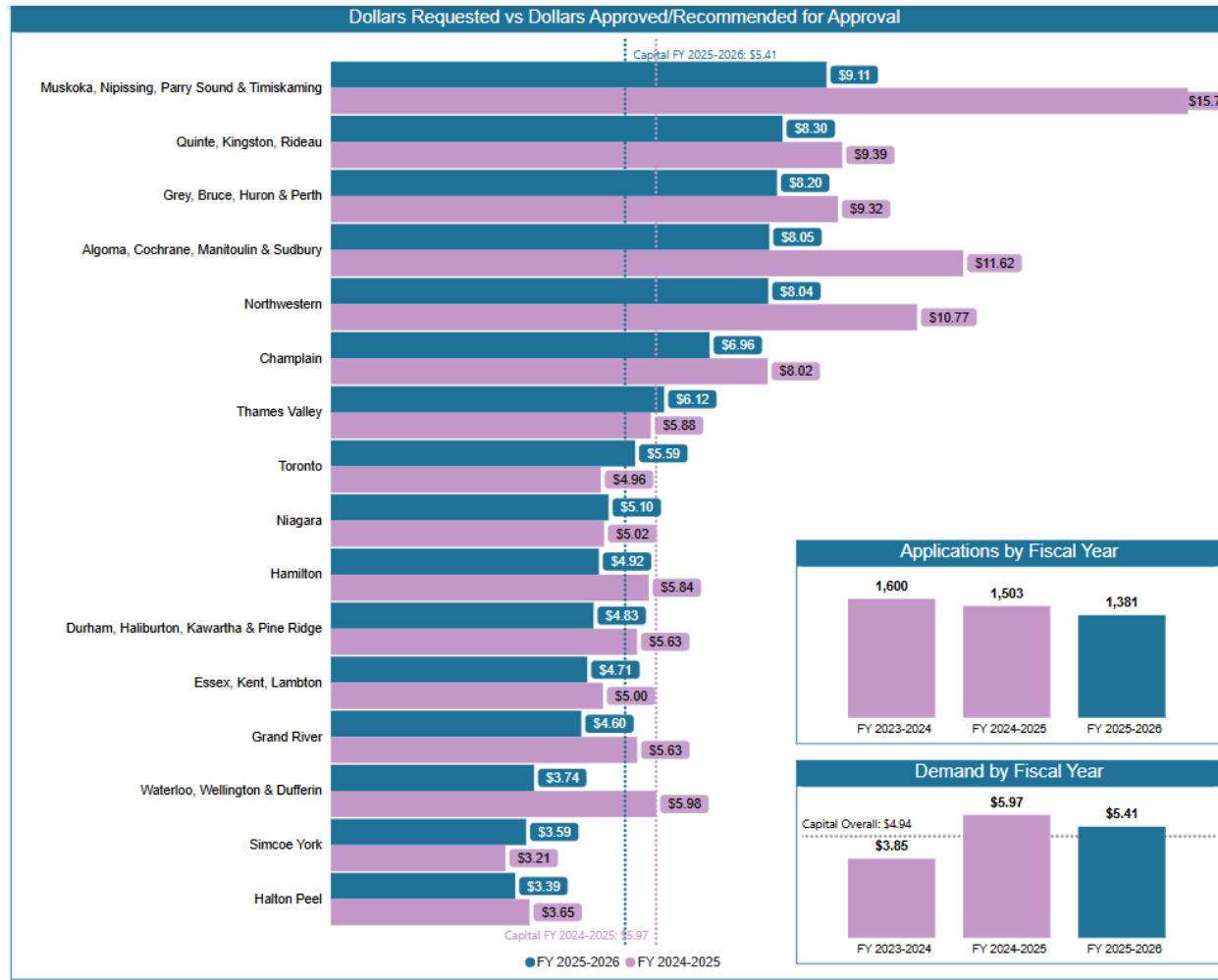
Sign-Off from Chairs: Following each GRT meeting the Chair or Acting Chair signed off on the recommendations of their GRT.

Compliance with OTF Policy: Following GRT members individual acknowledgements of compliance with OTF policies and granting processes, each GRT Chair confirmed their GRT team was in compliance. Also, during and following the application assessment period and the GRT meeting period, the Vice-President, Granting has reviewed granting policy compliance, compliance with objectives of the funding stream, and granting process compliance of staff with Regional Directors. The VP, Granting and CEO of OTF attended five of the 16 GRT meetings. The VP, Granting confirms that all recommended grants are within the granting policies, stream expectations and grant-making processes of the Foundation. As well, the VP, Granting confirms that to date no new information has surfaced that would suggest the need to alter any of the current recommendations made by the 16 GRTs

OTF Investment Summary Report (MTCG Copy) 2025/2026 Capital Cycle

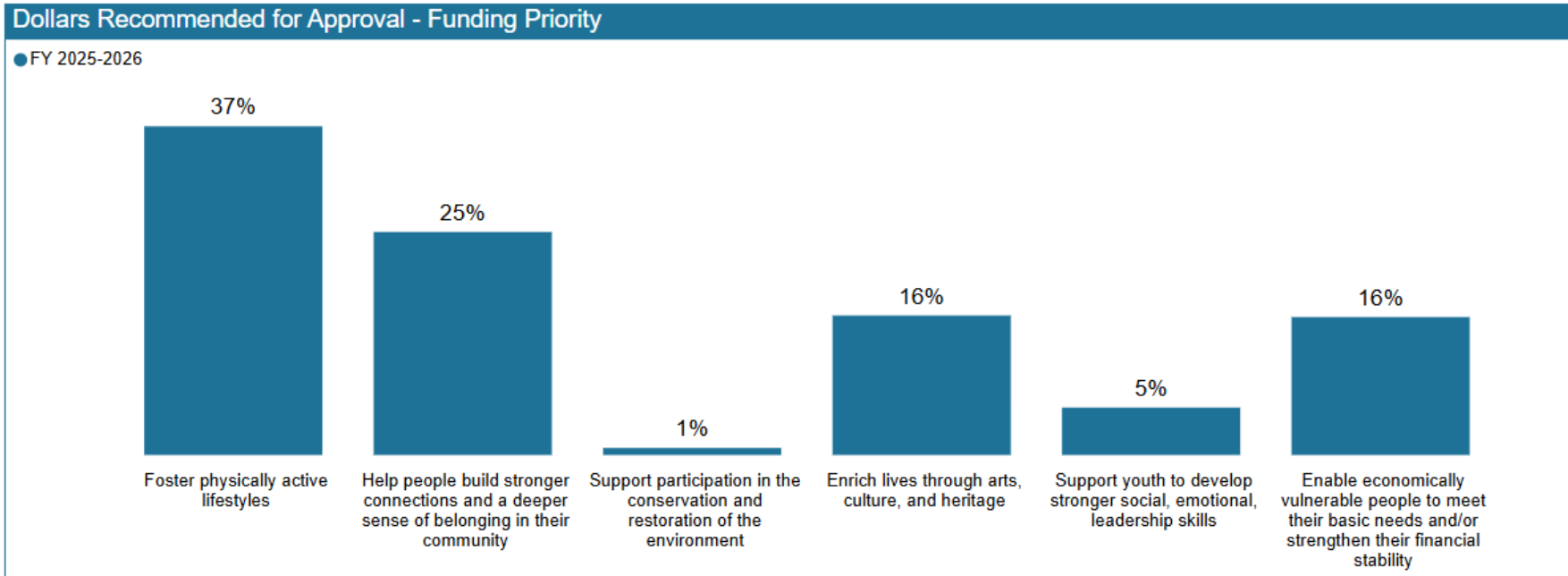
Schedule 2: Supporting Figures

2.1 Demand Overview



OTF Investment Summary Report (MTCG Copy) 2025/2026 Capital Cycle

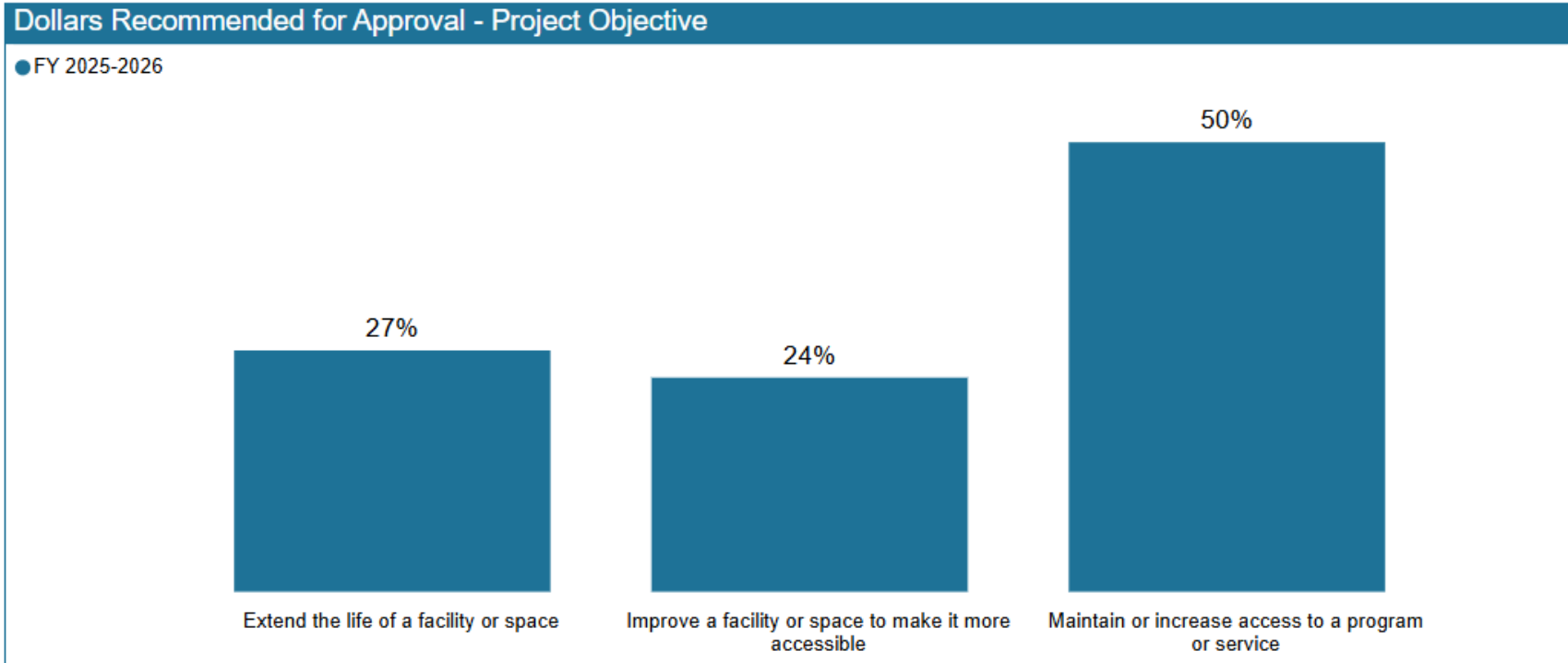
2.2 Funding Priorities



Funding Priority	Applications Recommended for Approval	Amount Recommended for Approval
Foster physically active lifestyles	92	\$10,540,900
Help people build stronger connections and a deeper sense of belonging in their community	77	\$7,152,800
Support participation in the conservation and restoration of the environment	4	\$224,100
Enrich lives through arts, culture, and heritage	49	\$4,474,700
Support youth to develop stronger social, emotional, leadership skills	23	\$1,522,500
Enable economically vulnerable people to meet their basic needs and/or strengthen their financial stability	55	\$4,424,700

OTF Investment Summary Report (MTCG Copy) 2025/2026 Capital Cycle

2.3 Project Objectives



Outcomes	Applications	Amount Requested
Extend the life of a facility or space	80	\$9,833,500
Improve a facility or space to make it more accessible	71	\$7,334,100
Maintain or increase access to a program or service	149	\$11,172,100