


# Impact in Ontario

## 2023-2024 Annual Report

Board Approved: July 15, 2024

Ontario  
Trillium  
Foundation



Fondation  
Trillium  
de l'Ontario

An agency of the Government of Ontario  
Un organisme du gouvernement de l'Ontario

**For more than 40 years, OTF has been a cornerstone in building healthy and vibrant communities across the province.**

Our commitment to supporting the people of Ontario is reflected in our strategic investments in organizations that drive positive change and foster growth.

Through our grants, we empower local initiatives that enhance the quality of life for residents, promote inclusivity and strengthen the fabric of our communities.

This report highlights the significant impact of our work over the past year and reaffirms our dedication to fostering a brighter future for all Ontarians.

Thank you for being a part of this journey and for your continued support. Together, we are building a stronger, more resilient Ontario.

# Contents

- Our Mission ..... 1
- Our Values and Guiding Principles..... 1
- Message from the Chair and CEO..... 2
- OTF at a Glance ..... 3
- Grant Investment Streams ..... 5
- How we invest to make an impact in communities ..... 6
- OTF’s role in empowering non-profit sector resilience ..... 7
- Review of Achievements ..... 9
- Risk Events and Key Performance Indicators ..... 22
- Grants Summary..... 24
- Organizations Supported: by Catchment Area ..... 26
- Organizations supported through the Youth Opportunities Fund ..... 55
- Partnership Investments: Partnerships..... 58
- Volunteers with the Ontario Trillium Foundation..... 59
- Financial statements ..... 69

# Our Mission

Our mission is to build healthy and vibrant communities throughout Ontario by investing in community-based initiatives and strengthening the impact of Ontario's non-profit sector.

# Our Values and Guiding Principles

Our values direct our activities and shape our culture. They are guided by our volunteers and staff in their actions and relationships.

- We act with integrity and fairness.
- We provide outstanding customer service.
- We lead change that matters to communities.
- We pursue excellence in all we do.
- We improve through knowledge and learning.
- We build trust through transparency and accountability.
- We pursue diversity, equity, and inclusion in everything we do.

# Message from the Chair and CEO

Dear Supporters and Community Members,

At the Ontario Trillium Foundation, we believe that creating meaningful change starts with measuring the impact of our community investments. As we look back on the accomplishments of the past year, we are delighted to share some significant milestones and successes.

First and foremost, we are proud to report that the grants OTF awarded to a diverse range of organizations across the province have empowered countless initiatives — fostering growth and innovation within our communities.

Among this year's standout achievements has been the successful wrap-up of the Resilient Communities Fund grant. This initiative has played a crucial role in building capacity and resilience, ensuring that organizations are well-equipped to face potential challenges. By supporting these organizations, we have laid a solid foundation for a stronger, more resilient future.

This year also marked the 10th anniversary of our Youth Opportunities Fund. Over the past decade, the YOF has provided invaluable support to community-led initiatives, creating opportunities and nurturing the potential of young Ontarians. We celebrated this milestone with immense pride and look forward to many more years of empowering our youth.

The OTF successfully closed numerous grants, each making a significant impact on their respective communities. These achievements are a testament to the dedication and hard work of the non-profit organizations we support, whose efforts continue to transform the lives of Ontarians.

In addition to our grant activities, we have also undergone a strategic planning process to chart a clear direction for the coming years. As part of the new plan, OTF has updated its grant investment framework to offer a simpler structure, making it easier and more effective for applicants to align their project goals with OTF's funding priorities. The new plan will guide our efforts, ensuring that we remain focused on our mission and responsive to the evolving needs of our communities.

We wish to thank the Ontario government for its unwavering support and commitment to our mission.

We also extend our heartfelt gratitude to our dedicated volunteers, whose commitment to the granting process and community perspective are invaluable.

Finally, we want to acknowledge the incredible work of non-profits across Ontario. Your efforts make a profound and lasting impact on our communities.

Thank you for your continued support and dedication.

With gratitude,



William (Bill) Walker  
Chair

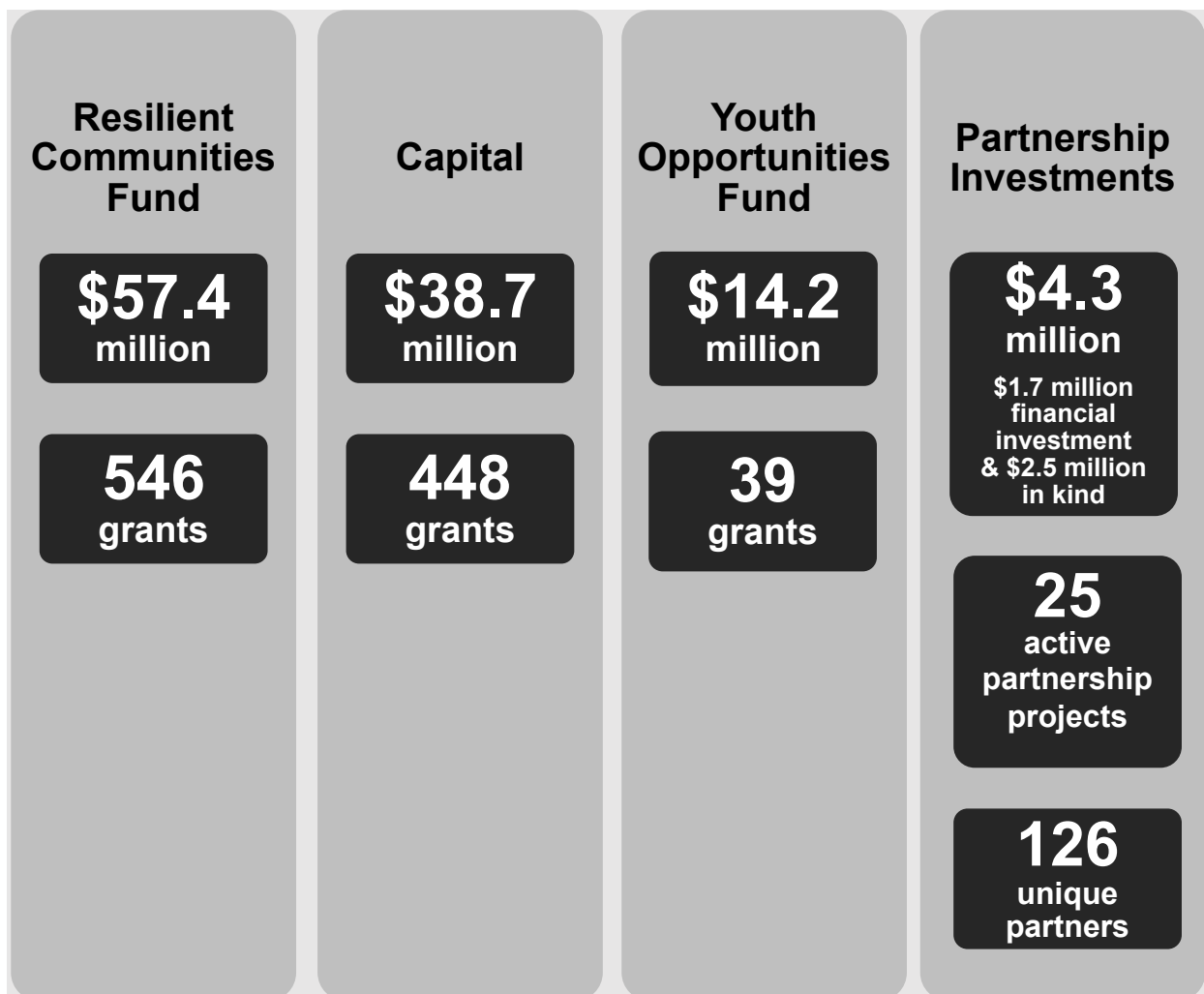


Katharine Bambrick  
Chief Executive Officer

# OTF at a Glance

2023–2024

The Ontario Trillium Foundation, a Government of Ontario agency and leading granting foundation in Canada, plays a pivotal role in shaping and enhancing the cultural and economic fabric of communities throughout the province. This year, OTF allocated more than \$110 million to community organizations and partnerships through the programs below:



**300+**

**volunteers**

bring local knowledge and diverse perspectives to grant application assessments

**1,879+**

**active (ongoing) grants,**  
a combined investment of

**\$283 million**

# Impact of OTF grants

<b>People of all ages benefit</b>				
Percentage of people impacted based on age group:				
<b>68%</b> General population	<b>6.5%</b> Children (0-12)	<b>10%</b> Youth (13-24)	<b>11%</b> Adults (25-64)	<b>5.0%</b> Seniors (65+)

<b>Communities and populations</b>		
OTF grants benefit a wide range of Ontarians, with 42% of our grant dollars serving people with diverse identities and lived experiences.		
<b>Identity</b> 16% of grants have benefitted Black, Indigenous, other racialized groups, 2SLGBTQIA+, and diverse cultural communities.	<b>Lived Experience</b> 41% of grants have benefitted people who are low income, newcomers/refugees, living with mental health and addiction issues, underhoused/homeless, have disabilities, and are in care/leaving care.	<b>Gender</b> 10% of grants have benefitted specific gender populations (e.g. women/girls, Trans-women, Trans-men etc)
<b>Language</b> 11% of grants have benefitted people who are Francophone, bilingual in English and French, and speak other languages besides English and French.	<b>General populations</b> 46% of grants have benefitted the general population.	* These percentages total more than 100% as some grants serve more than one population.

<b>Communities of all sizes</b>		
Percentage of grant dollars benefitting different community sizes:		
<b>21%</b> Rural or small communities	<b>21%</b> Mid-size communities	<b>58%</b> Urban centres

# Grant Investment Streams

We prioritize investments in community-driven projects that foster a healthy, lively and resilient Ontario, for today and generations to come.

## Resilient Communities Fund

The Resilient Communities Fund wrapped up this year, marking the final chapter of its impactful journey. Throughout 2023-2024, the fund continued its mission of aiding community-based organizations in bolstering their capacity, fostering resilience, and securing long-term stability.

By providing essential financial support, the fund enabled the non-profit sector to strengthen its resilience, empowering organizations to adapt swiftly to evolving community needs. This year's efforts facilitated the uninterrupted delivery of vital programs and services, underscoring the fund's role in fortifying the sector against unforeseen challenges.

## Capital Stream

The Capital stream is a vital avenue through which the Ontario Trillium Foundation invests in community infrastructure, enabling improvements across various regions. Through capital grants, OTF empowers organizations to take on projects that enhance community well-being, including the purchase of equipment, construction of new spaces, and completion of renovations, retrofits, or repairs.

Additionally, OTF's support extends to initiatives leveraging technology solutions, which amplify the impact and reach of programs and services, further aligning with the evolving needs of Ontarians. Through strategic investments, the Capital stream plays a pivotal role in shaping resilient and thriving communities across the province.

## Youth Opportunities Fund

The Youth Opportunities Fund offers grants and capacity-building support to grassroots organizations and community-led collaborations. It focuses on improving the well-being of children, youth, and families facing systemic barriers, with particular emphasis on supporting Indigenous and Black communities.

OTF oversees the Youth Opportunities Fund (YOF) on behalf of the Ministry of Children, Community and Social Services, this year marking a decade of impactful service. Since its inception in 2013, YOF has been a beacon of support, awarding nearly \$124.7 million to 397 projects across the province. These initiatives are dedicated to enhancing the welfare of youth and families grappling with barriers, leaving an indelible mark on more than 203,000 people who have been impacted since the start of YOF program.

The Youth Opportunities Fund provides grants through three investment streams:

### Youth Innovations

Grants supporting youth-led grassroots organizations and collaborations between youths and adults, providing them with the resources to develop and implement impactful solutions to relevant issues.

### Family Innovations

Grants that support grassroots organizations implement projects that empower and assist parents, guardians and caregivers tackle issues impacting families.

### System Innovations

Grants that support collaboratives who are strategizing ways to improve access to services and strengthen systems for youth confronting systemic barriers.



# How we invest to make an impact in communities

OTF funds a range of sectors that include arts and culture, sport and recreation, environment and human and social services. These sectors correspond with OTF's six Action Areas, which are guided by the indicators of community well-being outlined in the Canadian Index of Wellbeing (CIW).

## Active People

Fostering more active lifestyles

## Connected People

Building inclusive and engaged communities together

## Green People

Encouraging people to support a healthy and sustainable environment

## Inspired People

Enriching people's lives through arts, culture and heritage

## Promising Young People

Supporting the positive development of children and youth

## Prosperous People

Enhancing people's economic well-being

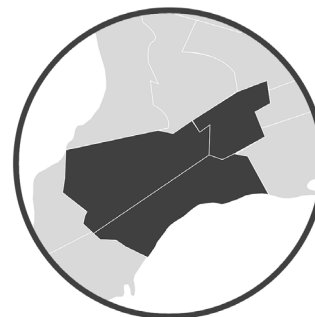
## Grantee Impact Story

### The Township of Blandford-Blenheim

Catchment: Thames Valley

This initiative will support a rapidly growing community by enhancing inclusivity, while providing a social activity area in the township, Plattsville Park. The **\$125,000 Capital grant** will provide a multitude of accessible equipment, including rubber flooring featuring 2SLGBTQIA+ colours, a communication board with pictograms that assists children who are mute or have language difficulties, and an Indigenous land acknowledgement plaque.

These capital improvements will allow underrepresented groups to feel more welcome and create opportunities for new and adapted programming for children with accessibility needs.



# OTF’s role in empowering non-profit sector resilience

The Resilient Communities Fund was established in 2020-2021 as a response to the challenges the non-profit sector faced due to the COVID-19 pandemic. OTF responded quickly to Ontarians’ emerging and urgent needs by developing the Resilient Communities Fund. Recognizing the unprecedented demand for support, OTF pivoted to deploy funds where they were most urgently needed, offering a critical resource for organizations as they navigated their communities’ shifting needs.

In its second year, the Resilient Communities Fund underwent a strategic transformation, aligning its focus with the demands emerging from the evolving and ongoing crisis. Beyond stabilization efforts, the fund embraced a forward-looking approach by empowering organizations to adapt and innovate. With its flexible funding, the fund could enable non-profits to explore new avenues of program delivery, procure essential equipment, and undertake necessary renovations to meet the evolving needs of the communities they serve.

Resilient Communities Fund Total			
3,299 grants (13,162 applications)		\$294.2M awarded (\$1.342B requested)	
2020-2021:	* 2021-2022:	2022-2023:	2023-2024:
1,045 grants \$83.1M	1,146 grants \$95.8M	562 grants \$58.1M	546 grants \$57.3M
* 2021-2022: OTF also delivered the government’s Community Building Fund, which helped to increase the amount of support going to communities.			


## Grantee Impact Story

### Children’s Centre Thunder Bay

Catchment: Northwestern

With a **\$200,000 Resilient Communities Fund grant**, this collaborative will expand research and educational resources related to “The Brain Story”, which explains how adverse childhood experiences profoundly affect the developing brain. These experiences can lead to mental and physical health impacts across the lifespan.

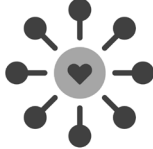




With this funding, the collaborative will share prevention measures and data about the importance of the “The Brain Story” with rural communities, 2SLGBTQ+, Indigenous, Neurodiverse, and Francophone clients across the Thunder Bay District.



**Resilient Communities Fund Impact**

More than 2,200 Resilient Community Fund grants successfully closed, and grantees have submitted their final reports. Among these, 72% reported a notable increase in organizational capacity. Furthermore, 95% of grantees achieved the outcomes they set out to accomplish, with the remaining 5% partially meeting their intended goals.

The highest achievement rates were for the following outcomes:

Achievement rate:	Outcome:
 100%	Meet public health guidelines, safely deliver programs and services and/or prepare for future disruption.
 99%	Adapt or add new program- and service-delivery to meet the changing needs of the community.
 96%	Adapt or reimagine the delivery of programs and services to meet the needs of the community, employees and volunteers.
 96%	Procure equipment or renovate spaces to meet the needs of the organization to be able to safely deliver its programs and services and/or to adapt to new ways of working.
 95%	Equip Board members and employees with support to implement new approaches, prepare for change and build resiliency.

# Review of Achievements

2023–2024

OTF's accomplishments were driven by the three strategic goals and supporting objectives outlined in our annual business plan. Here's a summary of what we achieved:

## Goal 1: Deliver grants that improve the lives of Ontarians


### Objective: Invest granting budget into Ontario communities in line with OTF's investment strategy

#### Resilient Communities Fund

The Resilient Communities Fund has played a pivotal role in strengthening community resilience by empowering organizations to persist in their efforts to advance positive change. In its final year, demand remained high as organizations sought to adapt, reimagine and innovate in response to shifting circumstances brought on by the pandemic.

With a total of 3,273 applications received across two deadlines, amounting to \$365.4 million in requested funding. OTF awarded 546 grants totaling \$57.4 million to support non-profit organizations across Ontario. The Resilient Communities Fund once again had very high demand – with \$6.37 for every dollar granted. There were applications for a very wide range of projects and from a wide variety of organizations, including submissions from diverse groups, including 2SLGBTQIA+, women, Black and racialized, Indigenous and Francophone communities.

### Grantee Impact Story

<h4>The Township of Georgian Bay</h4>	<b>Catchment: Muskoka, Nipissing, Parry Sound &amp; Timiskaming</b>
<p>A growing 55+ population in Georgian Bay expressed interest in one-on-one technology training and creative technological activities. Currently, the local public library has a selection of workstations, however they don't have access to laptops. With upgraded computers, they would offer as-needed tech support, group technology classes, and programs and services extended beyond the physical space of the library.</p> <p>The laptops and other equipment purchased with a <b>\$10,000 Resilient Communities Fund grant</b> will allow the library to reach residents where they are and address a community need for greater technology focused programming for the growing 55+ seniors population.</p>	

Financial support and resources from the fund enabled organizations to adapt, build capacity and resilience, and continue serving their communities. Grantees used these funds for initiatives with multiple projected outcomes:

Percent selected	Outcomes
<b>58%</b>	<p><b>Create and execute medium- to long-term strategies to tackle emerging organizational needs for recovery and/or bolster resilience and sustainability.</b></p> <p><i>Examples: Organizational training and coaching, strategic planning and implementation, operational planning, reopening planning, developing fundraising plans, strategic planning for mergers, seek opportunities for public-private partnerships and social finance, planning to attract/retain staff and/or volunteers, cybersecurity planning.</i></p>
<b>45%</b>	<p><b>Broaden existing adapted programs and services to align with evolving community needs.</b></p> <p><i>Examples: Continue program/service previously adapted to meet community needs, scale access to program/service that was previously adapted, continue programs meeting a community need, improve quality of programs already being delivered.</i></p>
<b>42%</b>	<p><b>Modify or introduce new program- and service-delivery methods to accommodate evolving community needs.</b></p> <p><i>Examples: Research and development, identify new health and safety processes and required personal protective equipment; technology supports; staffing and volunteer recruitment and training, community consultation to understand emerging needs resource, knowledge and data sharing, feasibility studies; program implementation.</i></p>
<b>24%</b>	<p><b>Assist staff and volunteers in adjusting to organizational changes associated with recovery efforts.</b></p> <p><i>Examples: Mental and physical health and wellbeing supports, peer learning, professional development, networking</i></p>
<b>12%</b>	<p><b>Adhere to public health guidelines, ensure the safe delivery of programs and services, and/or prepare for potential disruptions.</b></p> <p><i>Examples: Identify fundraising and financial technology resource, as well as equipment to meet changing technology, or convert to cloud-based data systems to enable business continuity in future work disruptions, procure technology to effectively transition between office and home working conditions, planning and/or procurement needed to meet relevant public health standard.</i></p>

**Note:** Percentages do not total 100%, as grantees could select more than one outcome.

## Capital Grants

### Investing in community infrastructure

Non-profit organizations use OTF capital grants to address community needs and improve the infrastructure Ontarians need to thrive. These grants support initiatives such as purchasing equipment, constructing new spaces and renovating existing ones, enabling better access to community facilities, programs and services.

In 2023-2024, OTF saw a surge in demand, receiving 1,600 applications totaling \$149.2 million in funding requests, reflecting an increase from the previous year. To support these needs, 448 grants were awarded, amounting to \$38.7 million, empowering grantees to embark on projects with multiple projected outcomes:

<b>Percent selected</b>	<b>52%</b>	<b>41%</b>	<b>25%</b>	<b>38%</b>
<b>Outcome</b>	Enhance program and service delivery	Extend life of facility	Improve facility accessibility	Increase use of facility

*Note: Percentages do not total 100%, as grantees could select more than one outcome.*

## Grantee Impact Story

### Durham Curling Club

Catchment: Grey, Bruce, Huron & Perth

A **Capital grant of \$150,000** will fund upgrades to a sports and recreation facility, which also provides space for community events and school activities. With a new concrete floor, this 60-year-old community club will expand its programming and reach, offering activities such as pickle ball and curling.

As the only local sports hub in the area, the capital improvements will make this facility available year-round, creating more opportunities for people of all ages to stay active, connected, and healthy.



## Youth Opportunities Fund

### Investing in projects led by Ontario’s youth and families

In the past year, the Youth Opportunities Fund (YOF) has provided support to children, youth and families facing systemic barriers. With a total investment of \$14.2 million distributed among 39 projects, the YOF has played a pivotal role in addressing the social and financial challenges that hinder access to essential supports. These funds were strategically allocated across the YOF’s three streams:

Youth Innovations	Family Innovations	System Innovations
22 grants \$6.7 million	12 grants \$3.9 million	5 grants \$3.6 million

Across these streams, the YOF received 331 Expressions of Interest and grant applications, totaling \$115 million in funding requests. Among them:

- ✓ Youth Innovations and Family Innovations:
  - 286 Expressions of Interest
  - 49 grant applications
- ✓ Systems Innovations
  - 44 grant applications

Funding was allocated to create safe spaces where young people can build community ties and take part in cultural activities. Support was also provided to assist parents and caregivers in safeguarding the well-being of their families. Moreover, resources were directed to youth as they entered the job market and transitioned to sustainable career opportunities. Indigenous-led and Black-led organizations accounted for 21% and 64% respectively, of all new YOF grantees.

OTF anticipates this year’s YOF grants to grassroots groups and community-based organizations will impact 5,691 youth, parents, guardians and caregivers across the province. Just under a third (27%) of this year’s projects will benefit children and youth in northern and remote communities.

### Grantee Impact Story

#### Jane/Finch Community and Family Centre

Catchment: Toronto

This initiative will support the collaborative groundwork needed to strengthen the employment system for Black, racialized and newcomer youth in the Jane-Finch area.

A **\$500,000 YOF System Innovations grant** will allow this collaborative to conduct research, explore youth experiences, and develop a Collective Impact Strategy to encourage partnerships and connections with larger workforce development organizations. This phase of work sets the stage for stronger collaboration to develop strategies and initiatives that remove barriers on youth in the community.



## Objective: Supporting our applicants and grantees

### Customer Resources

OTF's commitment to customer service underscores our dedication to supporting organizations throughout the grant application process. Whether applying for the Resilient Communities Fund, Capital grants or YOF, bilingual support materials and resources are available to enhance applicants' understanding and increase success rates across all grant streams. These resources include:

- One-on-one coaching sessions
- Comprehensive, user-friendly and accessible website
- Support Centre
- Workshops and information sessions
- Online application portal

*"We appreciate all the efforts OTF goes thru to provide all the info and funding to support much needed community projects and initiatives"*

*- Grant Applicant*

### Customer Service Supports

To ensure applicants are well-equipped to navigate OTF's granting process and submit successful funding applications, we conducted extensive outreach efforts and provided targeted support sessions. OTF offers bilingual support services throughout the customer service experience that includes the Support Centre, coaching, webinars and all resources available on OTF's website.

#### Resilient Communities Fund and Capital supports

OTF offered stream specific outreach sessions as well as launched ongoing sessions throughout the year. Through 90 English and 44 French outreach sessions, engaging with 4,130 applicants, and 30 targeted partnership sessions involving 523 participants, applicants gained a deeper understanding of OTF's program's goals and requirements.

Additionally, OTF facilitated 3,495 one-on-one coaching calls, enabling applicants to seek personalized guidance and address specific questions related to their applications. These calls also served as opportunities to assist declined applicants in understanding how they can improve future submissions.

Our Support Centre and program administrators handled more than 12,389 phone calls — a 20% increase from the previous year — and responded to more than 4,700 emails from applicants and grantees.

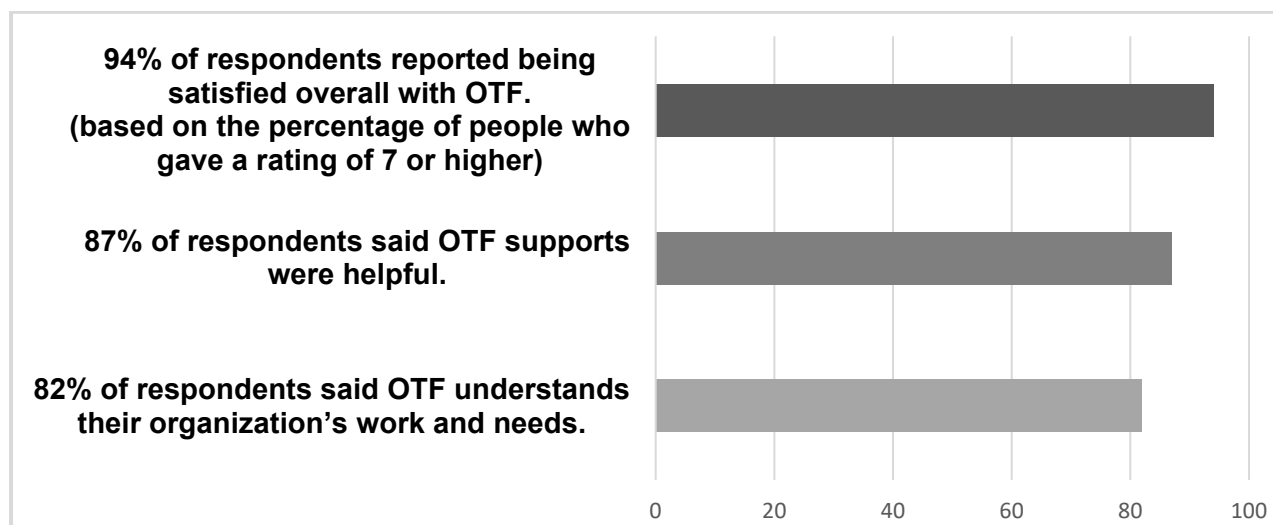
#### Youth Opportunities Fund: Building engagement and capacity

Prospective YOF applicants benefited from approximately 269 hours of application coaching and networking support. Additionally, more than 875 individuals engaged in online information sessions, design workshops, and webinars on application writing. Through various platforms, such as Information Webinars and live Q&A Sessions on Zoom, as well as Ask Me Anything sessions hosted by YOF grassroots grantees, 479 community members were actively involved.



## Customer Satisfaction

OTF values applicants' feedback and is committed to continuously improving the application experience. Our annual customer satisfaction survey yielded the following results:



## Onboarding and supporting grantees

OTF is dedicated to ensuring grantees are well-prepared to embark on their projects successfully. As part of this commitment, OTF conducted personalized one-on-one sessions for the recipients of the Resilient Communities Fund and Capital grants. These sessions offered guidance on key expectations and requirements, equipping grantees with the necessary knowledge and tools to implement their grants effectively — from initiation to completion.

The onboarding process for the 39 new YOF grantees included an impactful two-day virtual Launch Summit, bringing together 45 youth and parents, guardians and caregivers. The summit served as a platform for networking, knowledge exchange and skill enhancement.

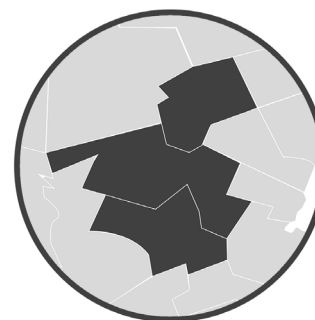
## Grantee Impact Story

### Preston Heights Community Group

Catchment: Waterloo, Wellington, Dufferin

This neighbourhood-based group connects community members with resources and support to help meet their basic needs. Serving families, youth, adults and seniors, programs range from preventing and reducing the effects of poverty to supporting Black leaders and teaching basic cooking skills.

A **\$52,300 Capital grant** will increase the use of their community facility and participation rates with upgrades to their space. An accessible washroom and flooring will be installed as well as a kitchenette area and workstation to expand programs and services offered to meet the diverse needs of participants.



## Active Grants

OTF maintains ongoing communication with its grantees to ensure their projects progress smoothly and effectively. During regular OTF-initiated touchpoints, grantees are provided the necessary support and assistance to address any challenges they may encounter. Grantees have engagement with OTF staff during the term of their grants while multi-year grants submit annual Progress Reports tracking their projects' advancement.

Upon project completion, all grantees are required to submit a comprehensive Final Report. These reports play a crucial role in assessing the collective impact of OTF grants. They not only serve as valuable tools for evaluating project outcomes but also help inform future funding decisions. Although the number of grants being monitored continually fluctuates, OTF is dedicated to maintaining thorough oversight to ensure the success and effectiveness of its grant programs.

### The 2023-2024 fiscal year\* (\* at March 31, 2024)

#### Resilient Communities Fund

- Active grants: 1,025
- Successfully closed: 1,089

#### Capital Stream (and Grow and Seed)

- Active grants: 659
- Successfully closed: 385

#### Youth Opportunities Fund

- Active grants: 167 across YOF's three grant streams.
- Successfully closed: 8

## Volunteer support

Across Ontario, OTF's team of more than 300 volunteers, comprised of grant-review volunteers and Board members, plays an integral role in the grant-making process. Drawing from diverse backgrounds and local insights, these volunteers enriched the application assessments and final funding recommendations for our Resilient Communities Fund, Capital stream, and Youth Opportunities Fund investment streams.

This year saw 59 new volunteers join our Community Investments Grant Review Teams and Youth Opportunities Fund Grant Review Committee and participate in assessing applications and making grant recommendations. As part of this dynamic community, 68 volunteers concluded their terms. We are so grateful for their invaluable contributions to OTF's mission and vision.

*"OTF sets the example in many ways. thank you for all you are doing, including consultation on how to make it better! great resources, staff and fund streams. keep it up!"*

*- Grant Applicant*

## Objective: Demonstrate impact of our investments

### Proven results

In line with OTF's dedication to accountability and transparency, we systematically evaluate the success and outcomes of all funded projects. We are proud to report that 95% of the grants achieved their projected results, a testament to the commitment and effectiveness of the organizations we support. By consistently achieving our grant objectives, OTF reaffirms its dedication to making a significant and enduring impact on the well-being of our communities.

### Data-driven

Data and business intelligence are integrated into every initiative undertaken by OTF and play a pivotal role in the granting process. We accurately track, measure and report on the impact of our investments on communities. This data-informed approach ensures that decisions are rooted in evidence, informing resource allocation and strategic planning. Moreover, the gathering of data on the state of the non-profit sector has yielded valuable insights, both from research reports and grant applications, further enhancing our ability to make informed decisions and drive positive change.

## Grantee Impact Story

### Bkejwanong Eco-Keepers

Catchment: Essex, Kent, Lambton

Building on the success of a proven program, a **\$450,000 YOF Youth Innovations Scale grant** will support skills training opportunities, environmental fieldwork, cultural activities, community engagement and career-based activities. This work will address racism and intergenerational traumas for Indigenous youth in Bkejwanong/Walpole Island First Nation. An Environmental Career Guidebook will be created for students to learn more about starting a career in the environment field.

Providing opportunities for youth to connect with local Elders and Knowledge Holders, equipping the youth with leadership skills, and empowering them as leaders will help them succeed in their future careers and drive involvement in the community.



## Goal 2: Support Ontario's non-profit sector to innovate and deliver greater impact

### **Objective: Advance the sector's capacity in research and development, accessing social finance, and making better use of data and evidence**

Under the Partnership Investments program, OTF forged 13 new partnerships, expanding the total number of active collaborative projects to 24, involving 126 distinct partners. These partnerships are centred on:

- Expediting the adoption of digital advancements in the non-profit sector and supporting organizations in enhancing their digital capabilities.
- Assisting community-based social finance intermediaries and empowering community organizations to meet eligibility criteria for financing opportunities.
- Empowering the non-profit sector to share knowledge regarding trends in Ontario communities and the sector.

Partnerships are integral to our efforts and involve a diverse range of stakeholders, including foundations, businesses, networks, governments, Indigenous organizations, Francophone groups, academia and non-profits. Collaboratively, these diverse stakeholders empower us to enhance capacity, drive innovation, and bolster the financial resilience of Ontario's non-profit sector. Each year, we seek feedback from our partners to gauge our impact, and we're proud to report that 93% of them recognize OTF's positive influence on the non-profit landscape.

*"The Ontario Trillium Foundation - Innovation and Partnerships work is critically important to building towards systemic change that provides long-term sustainable impact for Ontario communities. OTF partnerships are true partnerships, bringing knowledge, connections, and insights alongside vital financial resourcing. OTF is a model that has provide massive impact to Ontario communities with a professional, knowledgeable and valued team to back it up! Good work!"*

*- Partner Survey Respondent*

In 2023-2024, OTF committed substantial financial resources, investing nearly \$1.5 million in 13 new partnerships. Collectively, our partners contributed \$8.7 million, encompassing both monetary and in-kind support. These collaborations resulted in a leverage ratio of \$5.16 for every dollar invested. During this period, eight partnerships successfully concluded their activities, signifying tangible progress and achievements in our joint initiatives.

Throughout the 2023-2024 fiscal year, our Partnership initiatives facilitated 245 events, including partner convenings, conferences, presentations, and webinars/workshops, collectively reaching 5,482 people.

Noteworthy among these were our co-convenings, where collaboration thrived. In March 2024, we co-hosted Canada's inaugural two-day Blended and Catalytic Capital Summit alongside Spring Investment Society and Thrive Impact Fund, attracting 85 funders and investors. Additionally, our Data Convening Series brought together partners at the forefront of data-focused collaborations with OTF, alongside funders and entities from academia, government and the non-profit sector. This series aimed to advance the field, forge connections, and collectively explore innovative solutions.

## New partnership spotlight

### Increasing Cohesion on Sector Data Initiatives

Data initiatives and the development of data policies and regulatory frameworks are proliferating in the philanthropic and non-profit sector. Despite demonstrated interest and attention to data amongst philanthropic actors, the sector is not working together as effectively as it could be to meet the data needs of the sector and capitalize on the windows of opportunity. This partnership will change that by helping to transform the disjointed data environment towards one defined by enhanced coordination and cooperation amongst funders, more effective mechanisms for sharing knowledge and understanding data needs, and improved data capacity in the philanthropic sector.



# Goal 3: Be a high-value partner in the delivery of public funds

## Objective: Demonstrate effective and accountable stewardship of public funds

### Data and business intelligence

We are proud to support the State of the Sector Survey in collaboration with the Ontario Non-profit Network. This survey serves as a vital tool for decision-making across the sector, providing a consistent and comprehensive source of data on the operational, financial, and other needs of organizations and the sector as a whole. By contributing to this initiative, we empower organizations with valuable insights to inform their strategies and initiatives.

Furthermore, our engagement in external research initiatives enriches our understanding and contributes to the broader knowledge base, ultimately benefiting the non-profit sector and community development efforts across Ontario.

### Grantee supports

In line with OTF's commitment to responsible management of public funds, we have enhanced supports for grantees' evaluation efforts. To assist our grantees, we offer guidance in creating straightforward logic models for them to clearly outline their programs and intended results. These models also provide OTF with essential metadata, such as the served population and program details, facilitating a deeper understanding of program impact.

### Accountability measures

Throughout the lifespan of our grants, our staff engage with grantees to monitor progress and address any potential gaps to ensure successful and accountable completion of funded projects. As part of our commitment to accountability, our internal audit processes include conducting random audits on a sample of grants closing each year.

In the 2023-2024 fiscal year, 146 grants were randomly selected, representing approximately 13% of grants closing during this period. The results revealed an impressive compliance rate, with 97% of grantees adhering to the terms and conditions of their grant contracts. By implementing these accountability measures, we ensure transparency and efficiency in the use of public funds, ultimately making a significant impact on the communities we serve.

### Digital-first approach

To ensure seamless communication and accessibility for all staff members, OTF has prioritized adopting digital-first solutions, which not only enhance efficiency but also facilitate collaboration across teams.

Moreover, OTF continues to prioritize business continuity planning and preparedness to manage and address unforeseen disruptions. This includes regular disaster-recovery testing, annual reviews of business continuity plans, and the conduct of business-impact analyses and cybersecurity response plans.

Additionally, OTF is exploring potential use cases for AI that can provide value without introducing risk or harm. By embracing digital advancements while closely monitoring the impact of AI, OTF aims to explore how AI can enhance its work and that of its grantees, ultimately driving greater impact in communities across Ontario.

## Funding recognition

Throughout the year, grantees organized 1,126 recognition activities to acknowledge the investments made by OTF and the Ontario government. Members of Provincial Parliament (MPPs) participated in 935 of these, highlighting the importance of our elected officials in recognizing the impact of community-based programs. OTF supports grantees in organizing these recognition opportunities and facilitates the participation of MPPs and volunteers.

These events serve as platforms to celebrate the achievements of our grantees and provide valuable networking opportunities in communities. What's more, they foster a sense of community and engagement while ensuring transparency and accountability in the management of public funds.

## Grantee Impact Story

### Afghan Women's Organization Refugee and Immigrant Services

Catchment: Halton Peel

This **Capital grant of \$16,900** will provide newcomer women in Mississauga the opportunity to connect with others while learning new job skills within the textile industry.

Grant funds were awarded for the purchase of sewing machines and a weekly series of learn to sew sessions. The participants, many of whom are from refugee backgrounds, will receive training from textile artists as well as ongoing mental health supports, helping to reduce isolation and create new sources of income for families.



## Inspiring excellence

Engagement with OTF's cost-effective learning program is notably high. Through ongoing learning and professional development initiatives, employees gain the necessary skills and knowledge to effectively contribute to OTF's business priorities.

What's more, the incorporation of educational activities around significant recognition dates, such as Black Heritage Month, Pride Month, Orange Shirt Day, National Day for Truth and Reconciliation and Mental Health Week, underscores OTF's dedication to fostering diversity, equity, and inclusion.

To nurture a culture of continuous learning and prioritize staff health and wellness, we offered regular CEO town halls, wellness sessions, and learning opportunities. These efforts aim to support an agile, effective, and results-oriented staff team.

In assessing staff engagement, we conduct an employee pulse survey biannually, which continues to positive results. 74.7% of our staff who responded agreed or strongly agreed with the statement: "I am inspired to give my very best." With an overall response rate of 70% and an average survey score of 3.99 out of 5, the survey results reflect commitment to OTF's mission, and reaffirm our commitment to fostering a supportive and engaging work environment where every team member feels empowered to excel and contribute meaningfully to our shared goals.

We also provided continuous training and assistance to our volunteers, aiding them in evaluating grant applications and effectively utilizing our grant management system.

## Grantee Impact Story

### Waabinong Head Start Family Resource Centre - OM for Indigenous For Life

Catchment: Algoma, Cochrane, Manitoulin & Sudbury

With a **\$300,000 YOF Family Innovations Test grant**, this group will bring straight, cisgendered, 2 Spirit dads/caregivers and participant families together so they can help build each other up and break stereotypes.

Through peer support, professional services, land-based skill building and cultural activities and ceremonies, participants in the Robinson Huron Treaty territory will strengthen relationships, build strong cultural connections, and heal from trauma.



## Objective: Explore new granting opportunities with government partners to deliver on shared priorities

In the fiscal year 2021-2022, OTF initiated a partnership with Employment and Social Development Canada (ESDC) to advance social innovation and social finance throughout the province and to strengthen the social finance system with a \$750,000 grant provided by ESDC and administered by OTF.

This funding allowed OTF to support individual and regional community capital partners in their efforts in 2022-2023 and 2023-2024.

The Catalyst: Community Finance Initiative was part of the Ecosystem Builder Project supported by Economic and Social Development Canada's (ESDC) Investment Readiness Program (IRP) which aims to advance social innovation and social finance in Canada. The initiative supported individual and regional community capital funds by enhancing capacity building and technical infrastructure as well as increasing and improving knowledge resources to help them start-up and scale up operations. Critical needs such as resourcing, geographic and equity gaps were addressed as part of broader efforts to develop enhanced policy and ecosystem infrastructure for these vital community capital organizations (intermediaries?) who are essential in supporting and capitalizing social impact activities in communities across the country.



# Risk Events and Key Performance Indicators

## Risk events

Our risk-management processes include:

- A formal and structured approach to risk management
- Quarterly reviews of threats that could affect the successful outcomes of our grants
- Implementation of several mitigation activities to reduce identified risks
- Consideration of all business risks in our analysis and mitigation plans

We did not experience any risk events or other significant factors that affected our results in 2023-2024.

- The Finance & Audit Committee of the Board of Directors reviews the Enterprise Risk Management plan quarterly including any changes in the likelihood and/or impact of identified risks, with escalation to the full Board of medium-high risk events.
- With heightened global awareness and focus on cybersecurity as a key risk, management introduced in-depth semi-annual cybersecurity briefings to the Finance & Audit Committee and the Board.

## Grantee Impact Story

**Réseau Ontario des arts de la scene Inc.**

Catchment: Champlain

With a **\$54,700 Resilient Communities Fund grant**, a new online portal will be created to manage art tours and shows, strengthening the capacity, resilience, and long-term viability of the francophone performing arts scene.

The portal will automate tasks, make schedules easy to view and update, and help with overall planning and management to ensure shows are delivered successfully. The new platform will also help with data collection and data management to help the organization expand performing arts throughout the province.








# Key performance indicators

We measure and track the overall performance of the Foundation through a series of key performance indicators:

## OTF Key Performance Indicators Scorecard

Fiscal Year 2023-24 Year-End

Goal	Metric*	Key Risk	Status	2023-24 Annual Target	2023-24 Year End
<b>Goal 1: Deliver grants that improve the lives of Ontarians</b>	Invest 100% of the annual grant allocation into communities**	OTF operations (policies, processes, people) do not enable successful delivery of the Board approved investment strategy		100%	101%
	% of grantees delivering projected results	Grantees fail to achieve intended impact		80%	95%
<b>Goal 2: Support innovation in the not-for-profit sector to deliver greater impact</b>	Dollars leveraged through partnership investments	OTF or its partners fail to achieve intended impact		≥\$1.00	\$4.20
<b>Goal 3: Be a high-value partner in the delivery of public funds</b>	Operating expenses do not exceed Board-approved targets	Change in funding allocation from the Government that reduces grant investments into communities  OTF does not meet the Board approved operating budget		≤100%	96.7%
	Explore new granting opportunities with government partners on shared priorities	Future potential granting programs do not align with OTF's mandate and Grant Investment Framework, do not leverage OTF's operating model, and/or do not provide enough resources to adequately implement the program		n/a	\$92k

# Grants Summary

2023–2024

## Grants Approved - Investment Streams

Investment Stream	Amount Invested	No. of Grants
Resilient Communities Fund	\$38,742,200	448
Capital	\$57,384,500	546
Youth Opportunities Fund	\$14,173,400	39
<b>Total</b>	<b>\$110,300,100</b>	<b>1,033</b>

## Grants Approved - Action Areas: Resilient Communities Fund and Capital

Action Area	Amount Invested	No. of Grants
Active People	\$19,701,300	210
Connected People	\$32,586,900	316
Green People	\$3,469,500	38
Inspired People	\$14,841,300	176
Promising Young People	\$11,897,400	125
Prosperous People	\$13,630,300	129
<b>Total</b>	<b>\$96,126,700</b>	<b>994</b>

## Grants Approved: Youth Opportunities Fund

Investment Stream	Amount Invested	No. of Grants
System Innovations	\$3,601,200	5
Youth Innovations	\$6,666,000	22
Family Innovations	\$3,906,200	12
<b>Total</b>	<b>\$14,173,400</b>	<b>39</b>

## Grants Approved - Catchment Areas: Resilient Communities Fund and Capital

Catchment Area	Amount Invested	No. of Grants
Algoma, Cochrane, Manitoulin & Sudbury	\$3,491,200	36
Champlain	\$8,983,700	105
Durham, Haliburton, Kawartha & Pine Ridge	\$7,494,200	85
Essex, Kent, Lambton	\$5,099,200	50
Grand River	\$2,236,000	28
Grey, Bruce, Huron & Perth	\$2,723,900	30
Halton Peel	\$11,822,100	124
Hamilton	\$3,354,000	33
Muskoka, Nipissing, Parry Sound & Timiskaming	\$2,058,900	22
Niagara	\$3,675,700	39
Northwestern	\$2,036,800	19
Quinte, Kingston, Rideau	\$4,082,500	49
Simcoe York	\$11,704,700	96
Thames Valley	\$5,035,900	50
Toronto	\$16,314,700	169
Waterloo, Wellington & Dufferin	\$6,013,200	59
<b>Total</b>	<b>\$96,126,700</b>	<b>994</b>

# Organizations Supported: by Catchment Area

Algoma, Cochrane, Manitoulin & Sudbury			
Organization Name	Amount Awarded	Term	Stream
AlgomaTrad	\$150,000	12 months	Capital
ARCH Hospice	\$120,800	24 months	Resilient Communities Fund
Batchewana First Nation of Ojibways	\$100,000	12 months	Resilient Communities Fund
Centre de santé communautaire de Kapuskasing et région	\$168,100	24 months	Resilient Communities Fund
Cinefest; The Sudbury Film Festival Inc.	\$176,800	24 months	Resilient Communities Fund
Club 50 Rayside-Balfour Inc	\$198,800	24 months	Resilient Communities Fund
Entomica Insectarium	\$70,200	18 months	Resilient Communities Fund
Johnson Township	\$150,000	12 months	Capital
Kapuskasing Golden Age Centre de l'Age d'Or	\$24,700	12 months	Resilient Communities Fund
Kapuskasing Golden Age Centre de l'Age d'Or	\$44,800	12 months	Capital
Kapuskasing Indian Friendship Centre	\$150,000	12 months	Capital
L'Arche Sudbury Inc.	\$81,600	12 months	Resilient Communities Fund
Le Carrefour francophone de Sudbury	\$98,200	12 months	Resilient Communities Fund
Le Conseil des Arts de Hearst	\$142,400	24 months	Resilient Communities Fund
Le Rendez-Vous de Vallée Est	\$78,200	12 months	Capital
Living Space	\$26,500	12 months	Capital
Meals On Wheels (Sudbury)	\$41,000	12 months	Resilient Communities Fund
Municipalité de Mattice - Val Côté	\$150,000	12 months	Capital
Municipality of Killarney	\$149,000	12 months	Capital
Municipality of Killarney	\$12,200	12 months	Resilient Communities Fund
Plummer Additional	\$55,000	12 months	Capital
Porcupine Ski Runners Inc.	\$150,000	12 months	Capital
Quilts for Survivors	\$51,000	12 months	Resilient Communities Fund
reThink Green	\$91,100	12 months	Resilient Communities Fund
Sault Ste Marie Innovation Centre	\$100,000	12 months	Resilient Communities Fund
Sudbury Canoe Club	\$82,200	12 months	Resilient Communities Fund
Sudbury Symphony Orchestra	\$46,100	12 months	Resilient Communities Fund
Sudbury Women's Centre	\$16,200	12 months	Capital
Sudbury Women's Centre	\$199,700	24 months	Resilient Communities Fund
Sudbury's Centre for Transitional Care	\$59,100	12 months	Resilient Communities Fund
The Corporation of the Town of Espanola	\$58,100	12 months	Capital
The Township of Nairn and Hyman	\$87,400	12 months	Capital

Timmins Learning Centre	\$64,300	12 months	Resilient Communities Fund
Town of Thessalon	\$150,000	12 months	Capital
Township of Assiginack	\$78,800	12 months	Resilient Communities Fund
Wordstock Sudbury Literary Festival	\$68,900	12 months	Resilient Communities Fund
<b>Number of grants</b>	<b>36</b>		
<b>Sub-total</b>	<b>\$3,491,200</b>		

## Champlain

Organization Name	Amount Awarded	Term	Stream
a Company of Fools	\$26,000	6 months	Resilient Communities Fund
Aboriginal Experiences, Arts and Culture	\$200,000	24 months	Resilient Communities Fund
AMA-Assunnah Muslims Association	\$126,900	12 months	Capital
Amethyst Women's Addiction Centre	\$71,000	18 months	Resilient Communities Fund
Aultsville Theatre	\$149,700	6 months	Capital
BEING Studio	\$197,800	24 months	Resilient Communities Fund
Bereaved Families of Ontario - Ottawa Region	\$99,700	24 months	Resilient Communities Fund
Beyond 21	\$150,000	12 months	Capital
Big Brothers Big Sisters Ottawa	\$49,500	6 months	Capital
Big Brothers Big Sisters Ottawa	\$97,200	12 months	Resilient Communities Fund
Caldwell Family Centre	\$62,000	12 months	Resilient Communities Fund
Capital Chordettes Inc.	\$32,700	12 months	Resilient Communities Fund
Capital City Mission	\$15,700	6 months	Capital
Capital City Mission	\$88,000	24 months	Resilient Communities Fund
Care Centre Ottawa	\$29,100	6 months	Capital
Carleton Heights Curling Club	\$14,700	6 months	Capital
Carlington Community Health Centre	\$93,900	12 months	Resilient Communities Fund
Carty House	\$150,000	12 months	Capital
Centre d'éducation financière EBO (ENTRAIDE BUDGÉTAIRE OTTAWA)	\$142,900	18 months	Resilient Communities Fund
Confederation Court Community House	\$192,700	24 months	Resilient Communities Fund
Conseil des arts Prescott Russell Arts Council (CAPRAC)	\$44,700	12 months	Resilient Communities Fund
Cornwall Township Lions Club	\$99,600	12 months	Resilient Communities Fund
Corporation du Canton d'Alfred et Plantagenet	\$150,000	12 months	Capital
CoSA-Ottawa	\$91,300	24 months	Resilient Communities Fund
Dave Smith Youth Treatment Centre	\$88,000	6 months	Capital
Debaser	\$151,900	24 months	Resilient Communities Fund
Diefenbunker: Canada's Cold War Museum	\$32,100	6 months	Resilient Communities Fund
Diefenbunker: Canada's Cold War Museum	\$24,500	6 months	Capital

Eastern Ontario Agri-Food Network	\$99,200	12 months	Resilient Communities Fund
Eastern Ontario Training Board	\$63,100	12 months	Resilient Communities Fund
EcoEquitable	\$85,900	12 months	Resilient Communities Fund
Ensemble	\$42,800	12 months	Resilient Communities Fund
Flo's Seniors Health and Care Programs Network Inc.	\$74,500	12 months	Capital
Food for Thought Ottawa	\$198,900	24 months	Resilient Communities Fund
FRIENDS OF THE SUMMERSTOWN TRAILS	\$11,600	12 months	Capital
Glengarry Curling Club	\$150,000	12 months	Capital
Groupe Action, pour l'enfant, la famille et la communauté de Prescott-Russell	\$162,500	24 months	Resilient Communities Fund
Habitat for Humanity Greater Ottawa	\$30,400	12 months	Capital
Habitat for Humanity Seaway Valley	\$56,000	12 months	Resilient Communities Fund
Heartwood House: Au coeur de la vie	\$71,500	6 months	Capital
Horseshoes & Hand Grenades Theatre	\$32,000	12 months	Resilient Communities Fund
Hospice Care Ottawa	\$33,200	12 months	Resilient Communities Fund
Immigrant Women Services Ottawa	\$121,900	24 months	Resilient Communities Fund
Impact ON	\$73,900	12 months	Resilient Communities Fund
Interval House of Ottawa	\$172,600	24 months	Resilient Communities Fund
Kanata Sailing Club	\$37,900	6 months	Capital
La Nouvelle Scène Gilles Desjardins	\$78,000	12 months	Resilient Communities Fund
Legacy of Hope Foundation	\$100,000	18 months	Resilient Communities Fund
Lotus Centre for Special Music Education	\$76,800	24 months	Resilient Communities Fund
MASC	\$60,000	18 months	Resilient Communities Fund
Minwaashin Lodge - Indigenous Women's Support Centre	\$199,900	24 months	Resilient Communities Fund
Municipality of South Dundas	\$121,800	12 months	Capital
OCH Foundation	\$118,800	24 months	Resilient Communities Fund
Onkwehonwe Midwives Collective	\$145,300	24 months	Resilient Communities Fund
Operation Come Home	\$67,500	12 months	Resilient Communities Fund
Ottawa Art Gallery	\$61,200	12 months	Capital
Ottawa Art Gallery	\$89,100	12 months	Resilient Communities Fund
Ottawa Beavers and Banshees Rugby Football Club	\$23,400	12 months	Capital
Ottawa Foyers Partage	\$57,300	12 months	Capital
Ottawa Outdoor Gear Library	\$59,700	18 months	Resilient Communities Fund
Ottawa Riverkeeper/Garde-rivière des Outaouais	\$20,900	6 months	Capital
Ottawa School of Art	\$19,300	12 months	Resilient Communities Fund
OTTAWA SHORT MAT BOWLS CLUB	\$10,200	12 months	Capital
Ottawa Sport Council	\$67,900	12 months	Resilient Communities Fund
Ottawa Valley Creative Arts Open Studio	\$63,500	18 months	Resilient Communities Fund
Ottawa Youth Orchestra Academy/Academie des orchestres des jeunes d'Ottawa	\$60,100	12 months	Resilient Communities Fund
Parkdale Food Centre	\$150,000	6 months	Capital
PAXC	\$56,100	12 months	Capital

Radio communautaire francophone d'Ottawa	\$32,200	12 months	Resilient Communities Fund
Rendez-vous des aînés francophones d'Ottawa	\$18,000	6 months	Capital
Réseau Ontario des arts de la scène inc	\$54,700	12 months	Resilient Communities Fund
Rhoda Foundation	\$135,000	6 months	Capital
Rideau-Rockliffe Community Resource Centre	\$99,900	24 months	Resilient Communities Fund
SAW	\$89,200	12 months	Capital
SAW Video Media Art Centre	\$55,000	6 months	Resilient Communities Fund
Seaway Senior Citizens Club # 1201	\$74,500	24 months	Resilient Communities Fund
Seaway Senior Citizens Club # 1201	\$88,700	12 months	Capital
Sexual Assault Support Centre of Ottawa	\$60,000	12 months	Capital
Shaw Woods Outdoor Education Centre Inc.	\$20,800	12 months	Capital
Social Planning Council of Ottawa	\$190,500	24 months	Resilient Communities Fund
Somerset West Community Health Centre	\$157,300	18 months	Resilient Communities Fund
Somerset West Community Health Centre	\$147,500	12 months	Capital
Sonshine Community Ministries (Ottawa)	\$105,400	6 months	Capital
St. Lawrence River Institute of Environmental Sciences	\$67,900	6 months	Capital
Streetlight Theatre Company	\$48,300	6 months	Resilient Communities Fund
Studio Space Ottawa	\$102,500	12 months	Capital
Ten Oaks Project	\$176,100	24 months	Resilient Communities Fund
The Anglican Diocese of Ottawa	\$106,800	6 months	Capital
The Elizabeth Fry Society of Ottawa	\$93,700	24 months	Resilient Communities Fund
The First Unitarian Congregation of Ottawa	\$35,400	18 months	Resilient Communities Fund
The Greely Players	\$10,800	12 months	Resilient Communities Fund
The Greely Players	\$29,100	12 months	Capital
Therapeutic Riding Association of Ottawa-Carleton (TROtt)	\$144,000	24 months	Resilient Communities Fund
Town of Renfrew	\$40,000	12 months	Resilient Communities Fund
Town of Renfrew	\$122,600	6 months	Capital
Township of Bonnechere Valley	\$15,000	6 months	Capital
Township of Brudenell, Lyndoch and Raglan	\$104,500	12 months	Capital
Township of Killaloe, Hagarty and Richards	\$134,500	12 months	Capital
Township of McNab/Braeside	\$122,000	12 months	Capital
Township of South Stormont	\$84,500	12 months	Capital
Trips for Kids Ottawa	\$84,900	12 months	Resilient Communities Fund
Twin Elm Rugby Park	\$69,900	12 months	Capital
Volunteer Ottawa	\$38,000	12 months	Capital
West Carleton Disaster Relief	\$29,800	6 months	Resilient Communities Fund
YMCA-YWCA of the National Capital Region	\$98,400	12 months	Capital
<b>Number of grants</b>	<b>105</b>		
<b>Sub-total</b>	<b>\$8,983,700</b>		



## Durham, Haliburton, Kawartha & Pine Ridge

Organization Name	Amount Awarded	Term	Stream
Abbey Retreat Centre	\$37,700	12 months	Capital
Academy Theatre for Performing Arts	\$150,000	12 months	Capital
Active Scholars	\$199,100	24 months	Resilient Communities Fund
Alzheimer Society of Durham Region	\$168,300	24 months	Resilient Communities Fund
Alzheimer Society PKLNH	\$199,200	24 months	Resilient Communities Fund
Artisans Centre Peterborough	\$11,100	12 months	Capital
Artspace	\$142,300	24 months	Resilient Communities Fund
Autism Home Base Durham Inc.	\$156,800	24 months	Resilient Communities Fund
Back Door Mission	\$197,700	24 months	Resilient Communities Fund
BIG BROTHERS BIG SISTERS OF CLARINGTON	\$81,000	6 months	Capital
Big Brothers Big Sisters of North Durham	\$99,700	12 months	Resilient Communities Fund
Bobcaygeon Curling Club	\$148,900	12 months	Capital
Bowmanville Older Adult Association	\$14,500	12 months	Resilient Communities Fund
Bowmanville Older Adult Association	\$19,200	12 months	Capital
Boys and Girls Club of Durham	\$93,700	12 months	Capital
Boys and Girls Club of Durham	\$96,500	18 months	Resilient Communities Fund
Brighton Dragon Boat Club	\$55,900	24 months	Resilient Communities Fund
Camp Endobanah Inc.	\$117,200	12 months	Capital
Campbellford and District Curling and Racquet Club	\$45,800	12 months	Resilient Communities Fund
Canadian Automotive Museum	\$22,300	12 months	Resilient Communities Fund
Canadian Mental Health Association Durham (CMHA Durham)	\$100,000	12 months	Resilient Communities Fund
Cannington & Area Historical Society	\$30,200	18 months	Resilient Communities Fund
CCRC	\$200,000	24 months	Resilient Communities Fund
Community Care Durham	\$99,400	12 months	Resilient Communities Fund
Conseil des organismes francophones de la région de Durham	\$78,500	12 months	Capital
COUNTY TOWN SINGERS	\$10,500	12 months	Capital
Cramahe Township	\$13,700	12 months	Capital
Critical Mass: A Centre for Contemporary Art	\$16,200	12 months	Capital
Cultivate Community	\$69,100	18 months	Resilient Communities Fund
Dalhousie Youth Support Services	\$150,000	12 months	Capital
Durham Rape Crisis Centre	\$10,000	12 months	Resilient Communities Fund
Durham Shredders MTB Club	\$72,200	24 months	Resilient Communities Fund
Five Counties Children's Centre	\$135,200	18 months	Resilient Communities Fund
Five Counties Children's Centre	\$141,000	12 months	Capital
FRIENDS OF ECOLOGICAL AND ENVIRONMENTAL LEARNING (FEEL)	\$13,000	6 months	Capital
FRIENDS OF ECOLOGICAL AND ENVIRONMENTAL LEARNING (FEEL)	\$66,000	24 months	Resilient Communities Fund

Friends of Wesleyville Village	\$97,200	12 months	Capital
Friends of Wesleyville Village	\$45,900	24 months	Resilient Communities Fund
Girls Inc. of Durham	\$93,900	24 months	Resilient Communities Fund
GreenUP	\$182,200	24 months	Resilient Communities Fund
Habitat for Humanity Northumberland	\$82,400	12 months	Resilient Communities Fund
Habitat for Humanity Peterborough & Kawartha Region	\$81,600	12 months	Capital
Haliburton Curling Club	\$141,600	12 months	Capital
Haliburton Highlands Land Trust	\$193,200	24 months	Resilient Communities Fund
Kawartha Land Trust	\$72,800	12 months	Capital
Lindsay Lawn Bowling Club	\$58,800	6 months	Capital
Luke's Place Support & Resource Centre for Women & Children	\$199,800	24 months	Resilient Communities Fund
Municipality of Brighton	\$149,500	6 months	Capital
Municipality of Dysart et al	\$150,000	12 months	Capital
Music4Life String Orchestra	\$30,500	6 months	Resilient Communities Fund
Muslim Children's Aid & Support Services	\$108,800	24 months	Resilient Communities Fund
Nogojiwanong Friendship Centre	\$84,000	12 months	Capital
Northumberland 89.7 FM	\$92,900	12 months	Resilient Communities Fund
Northumberland Hispanic Culture Club Inc.	\$29,000	18 months	Resilient Communities Fund
Northumberland Land Trust	\$45,300	12 months	Resilient Communities Fund
Northumberland Land Trust	\$48,700	12 months	Capital
Oak Ridge Percussion	\$15,700	12 months	Resilient Communities Fund
Omeme Curling Club	\$137,500	12 months	Capital
Omeme Legion Branch #497, Harry Brown V.C.	\$18,300	12 months	Capital
Ontario Philharmonic	\$27,900	12 months	Capital
OSHAWA LAWN BOWLING CLUB	\$31,100	12 months	Capital
Oshawa Senior Citizens Centres	\$116,800	12 months	Capital
Percy Agricultural Society	\$21,700	12 months	Resilient Communities Fund
Peterborough Folk Festival	\$29,000	24 months	Resilient Communities Fund
Peterborough Folk Festival	\$15,900	12 months	Capital
Peterborough Symphony Orchestra	\$99,400	24 months	Resilient Communities Fund
Pickering FC Inc.	\$119,800	24 months	Resilient Communities Fund
Rebound Child & Youth Services Northumberland	\$39,600	6 months	Capital
Scugog Arts	\$15,900	6 months	Capital
Scugog Arts	\$153,000	24 months	Resilient Communities Fund
SOVEREIGN Core	\$99,300	12 months	Resilient Communities Fund
St Paul's On-The-Hill Anglican Church	\$13,200	6 months	Capital
St. Paul's Warkworth	\$64,600	12 months	Capital
Sunny Days Group Program	\$91,500	12 months	Resilient Communities Fund
Sunrise Developmental Support Services	\$150,000	12 months	Capital
The Canadian Canoe Museum	\$150,000	24 months	Resilient Communities Fund

The Down Syndrome Association of Peterborough	\$26,800	12 months	Resilient Communities Fund
The Fight Inside Society	\$10,000	6 months	Resilient Communities Fund
The Township of Hamilton	\$30,000	12 months	Capital
Theatre 3x60	\$195,200	24 months	Resilient Communities Fund
Township of Havelock-Belmont-Methuen	\$145,000	12 months	Capital
Trent Valley Archives	\$10,100	12 months	Capital
Victim Services of Durham Region	\$180,500	24 months	Resilient Communities Fund
Whitby Curling Club	\$107,900	12 months	Capital
WindReach Farm	\$128,500	6 months	Capital
<b>Number of grants</b>	<b>85</b>		
<b>Sub-total</b>	<b>\$7,494,200</b>		

## Essex, Kent, Lambton

Organization Name	Amount Awarded	Term	Stream
Active Lifestyle Centre	\$199,500	24 months	Resilient Communities Fund
Amherstburg Soccer Club	\$55,100	24 months	Resilient Communities Fund
Art Windsor-Essex	\$160,000	24 months	Resilient Communities Fund
Art Windsor-Essex	\$146,800	12 months	Capital
Bangladesh-Canada Association, Windsor-Essex	\$21,500	12 months	Resilient Communities Fund
Big Brothers Big Sisters of Windsor Essex	\$99,800	12 months	Resilient Communities Fund
Brentwood Recovery Home	\$99,000	12 months	Resilient Communities Fund
Bryerswood Youth Camp Optimist Club	\$150,000	12 months	Capital
Canadian Transportation Museum & Heritage Village	\$150,000	12 months	Capital
Community Living Essex County	\$104,000	18 months	Resilient Communities Fund
Community Living Sarnia-Lambton	\$38,000	24 months	Resilient Communities Fund
DOWNTOWN WINDSOR COMMUNITY COLLABORATIVE	\$179,500	24 months	Resilient Communities Fund
Dresden Legion Branch 113	\$97,800	12 months	Capital
Family Service Kent	\$108,400	12 months	Capital
Gesstwood Camp and Retreat Centre	\$94,500	12 months	Capital
Habitat for Humanity Sarnia/Lambton	\$17,200	12 months	Resilient Communities Fund
Habitat for Humanity Windsor Essex	\$197,400	24 months	Resilient Communities Fund
Harmony in Action	\$83,200	12 months	Capital
Housing Informations Services of Windsor & Essex County Inc.	\$200,000	24 months	Resilient Communities Fund
In Honour of The Ones We Love Inc.	\$199,500	24 months	Resilient Communities Fund
John Howard Society Sarnia Lambton	\$69,500	24 months	Resilient Communities Fund
John McGivney Children's Centre	\$17,300	12 months	Capital

Kenesserie Camp	\$58,300	12 months	Capital
LaSalle Rowing Club	\$121,600	18 months	Resilient Communities Fund
Le Centre Communautaire Régional de Sarnia/Lambton	\$150,100	24 months	Resilient Communities Fund
LEAMINGTON AND DISTRICT HALF CENTURY CENTRE INC.	\$42,500	12 months	Capital
Learning Disabilities Association of Windsor Essex	\$125,100	24 months	Resilient Communities Fund
Linck Child, Youth & Family Supports	\$192,800	24 months	Resilient Communities Fund
Moore Agricultural Society	\$58,600	12 months	Capital
Nwewnan Sasaang	\$42,900	6 months	Capital
Pelee Island Bird Observatory	\$150,000	12 months	Capital
Petrolia Bluewater Taekwondo Club	\$62,700	6 months	Capital
Ready Set Go	\$96,800	24 months	Resilient Communities Fund
Reseau-femmes du Sud-Ouest de l'Ontario	\$70,000	12 months	Resilient Communities Fund
Sarnia Lambton Rebound	\$41,800	12 months	Resilient Communities Fund
Sarnia Legion	\$150,000	12 months	Capital
Society of Saint Vincent de Paul Windsor Essex Central Council	\$27,200	12 months	Capital
South Essex Community Council	\$111,000	12 months	Capital
Tecumseh Thunder Baseball Club	\$33,100	12 months	Capital
Town of Plympton-Wyoming	\$150,000	12 months	Capital
Township of Dawn Euphemia	\$75,000	12 months	Capital
Welcome Centre Shelter for Women	\$72,300	6 months	Capital
Windsor International Film Festival	\$102,100	12 months	Capital
Windsor Residence for Young Men	\$11,200	12 months	Capital
Windsor Residence for Young Men	\$116,200	24 months	Resilient Communities Fund
Windsor-Essex Pride Fest	\$28,300	12 months	Capital
Women's Interval Home of Sarnia-Lambton	\$162,200	18 months	Resilient Communities Fund
Workforce Development Board Windsor-Essex	\$189,000	24 months	Resilient Communities Fund
YMCA of Southwestern Ontario	\$89,100	12 months	Capital
Youth Connection Association for Academic Excellence Inc.	\$81,300	12 months	Resilient Communities Fund
<b>Number of grants</b>	<b>50</b>		
<b>Sub-total</b>	<b>\$5,099,200</b>		

## Grand River

Organization Name	Amount Awarded	Term	Stream
Brant Curling Club	\$136,600	24 months	Resilient Communities Fund
Caledonia Agricultural Society	\$108,000	6 months	Capital
Caledonia Minor Hardball	\$69,500	6 months	Capital
Canadian Industrial Heritage Centre	\$35,800	12 months	Resilient Communities Fund

Community Addiction and Mental Health Services of Haldimand Norfolk	\$16,700	12 months	Resilient Communities Fund
Community Support Centre Haldimand Norfolk	\$146,800	12 months	Capital
Cottonwood Mansion Preservation Foundation	\$96,600	6 months	Capital
Five Oaks Centre	\$73,600	12 months	Resilient Communities Fund
Glenhyrst Art Gallery of Brant	\$14,000	6 months	Resilient Communities Fund
Grandview Theatre Company	\$28,300	12 months	Resilient Communities Fund
Haldimand & Norfolk Women's Services	\$10,000	6 months	Resilient Communities Fund
Long Point Basin Land Trust	\$106,300	18 months	Resilient Communities Fund
Long Point Biosphere Reserve	\$126,000	18 months	Resilient Communities Fund
Mississaugas of the New Credit First Nation	\$150,000	6 months	Capital
Nature's Calling Environmental Education	\$74,400	24 months	Resilient Communities Fund
Norfolk County Agricultural Society	\$99,700	12 months	Resilient Communities Fund
Norfolk Haldimand Community Hospice Foundation	\$125,700	24 months	Resilient Communities Fund
Norfolk Hammerheads Aquatic Club	\$59,700	24 months	Resilient Communities Fund
Paris Presbyterian Church	\$38,400	24 months	Resilient Communities Fund
South Coast Cultural Society	\$34,400	12 months	Resilient Communities Fund
The Children's Safety Village of Brant	\$20,700	6 months	Capital
True Experience Supportive Housing and Community Work Program	\$50,300	12 months	Capital
Victim Services Haldimand Norfolk New Credit	\$100,000	24 months	Resilient Communities Fund
Why Not City Missions	\$68,000	6 months	Capital
Why Not City Missions	\$150,000	24 months	Resilient Communities Fund
Willowbridge Community Services Inc.	\$73,400	12 months	Capital
Woodland Cultural Centre	\$150,000	12 months	Capital
Woodland Cultural Centre	\$73,100	12 months	Resilient Communities Fund
<b>Number of grants</b>	<b>28</b>		
<b>Sub-total</b>	<b>\$2,236,000</b>		

## Grey, Bruce, Huron & Perth

Organization Name	Amount Awarded	Term	Stream
Allenford Curling Club	\$24,900	24 months	Resilient Communities Fund
BIG BROTHERS BIG SISTERS SOUTH BRUCE NORTH HURON	\$113,600	24 months	Resilient Communities Fund
Camp McGovern	\$90,000	12 months	Resilient Communities Fund
Community Living North Perth	\$200,000	24 months	Resilient Communities Fund
Durham Curling Club	\$150,000	6 months	Capital
Habitat for Humanity Grey Bruce	\$62,800	12 months	Capital

Hanover Legion Branch 130	\$95,800	6 months	Capital
Hidden Acres Mennonite Camp and Retreat Centre	\$63,300	18 months	Resilient Communities Fund
Home and Community Support Services of Grey-Bruce	\$182,900	24 months	Resilient Communities Fund
Home and Community Support Services of Grey-Bruce	\$84,800	12 months	Capital
Huron County Food Bank Distribution Centre	\$33,500	6 months	Capital
Huron Women's Shelter Second Stage Housing and Counselling Services	\$64,900	12 months	Resilient Communities Fund
Huron-Perth Children's Aid Society	\$199,800	24 months	Resilient Communities Fund
Municipality of South Bruce	\$40,700	24 months	Resilient Communities Fund
Municipality of West Grey	\$59,500	24 months	Resilient Communities Fund
Off the Wall Stratford Artists Alliance	\$48,300	18 months	Resilient Communities Fund
Ontario Track3 Adaptive Sports Association	\$49,900	12 months	Resilient Communities Fund
Regional Equine and Agricultural Centre of Huron	\$28,900	12 months	Capital
Residential Hospice of Grey Bruce	\$34,700	12 months	Capital
Saugeen First Nation	\$10,000	6 months	Resilient Communities Fund
Shelterlink Youth Services	\$91,900	24 months	Resilient Communities Fund
Southampton Arts	\$77,700	12 months	Resilient Communities Fund
South-East Grey Community Health Centre	\$74,200	12 months	Resilient Communities Fund
St Marys Curling	\$150,000	12 months	Capital
The Corporation of the Municipality of Arran-Elderslie	\$115,000	12 months	Capital
The Walkerton Golf and Curling Club	\$44,400	12 months	Capital
Town of St. Marys	\$144,000	6 months	Capital
Township of Howick	\$190,700	18 months	Resilient Communities Fund
Township of Perth East	\$139,800	12 months	Capital
YMCA of Three Rivers	\$57,900	12 months	Capital
<b>Number of grants</b>	<b>30</b>		
<b>Sub-total</b>	<b>\$2,723,900</b>		

## Halton Peel

Organization Name	Amount Awarded	Term	Stream
Acclaim Health	\$161,900	24 months	Resilient Communities Fund
ACHÉV	\$200,000	24 months	Resilient Communities Fund
Afghan Women's Organization Refugee and Immigrant Services (AWO)	\$16,900	6 months	Capital
Albion Hills Community Farm	\$198,600	24 months	Resilient Communities Fund
Aldershot Tennis Club	\$60,000	12 months	Capital
Alzheimer Society of Brant, Haldimand Norfolk, Hamilton Halton	\$195,000	24 months	Resilient Communities Fund

Archers of Caledon	\$36,300	18 months	Resilient Communities Fund
Armagh	\$200,000	24 months	Resilient Communities Fund
Art Gallery of Burlington	\$64,800	6 months	Capital
Art Gallery of Mississauga	\$49,600	12 months	Resilient Communities Fund
Art Gallery of Mississauga	\$107,600	12 months	Capital
ArtHouse for Children and Youth	\$70,000	24 months	Resilient Communities Fund
Arts & Culture Initiative of South Asia	\$55,500	6 months	Resilient Communities Fund
Bandology	\$89,800	12 months	Resilient Communities Fund
Beat The Streets	\$54,000	12 months	Resilient Communities Fund
Bereaved Families of Ontario - Halton Peel	\$100,000	12 months	Resilient Communities Fund
BIAPH	\$199,700	24 months	Resilient Communities Fund
Big Brothers Big Sisters of Peel York Inc.	\$90,000	12 months	Resilient Communities Fund
Bolton United Church	\$37,900	18 months	Resilient Communities Fund
BOSS	\$12,500	18 months	Resilient Communities Fund
Brampton Bramalea Christian Fellowship	\$83,200	12 months	Capital
Brams United Girls Soccer Club	\$40,000	12 months	Resilient Communities Fund
BridgeWay Family Centre	\$37,000	6 months	Resilient Communities Fund
Burlington Able Sail	\$81,700	12 months	Capital
Burlington B.G.'s	\$116,200	12 months	Capital
Burlington Curling Club	\$61,500	12 months	Capital
Burlington Lawn Bowling Club	\$143,400	12 months	Capital
Burlington Lions Optimist Minor Hockey Association	\$25,300	12 months	Capital
BurlingtonGreen Environmental Association	\$79,800	18 months	Resilient Communities Fund
Caledon Parent-Child Centre	\$58,100	12 months	Resilient Communities Fund
CANADIAN COMMUNITY ARTS INITIATIVE	\$70,900	12 months	Resilient Communities Fund
CASE Community Services Inc.	\$104,500	12 months	Capital
Catholic Family Services of Peel-Dufferin	\$79,400	12 months	Resilient Communities Fund
Centre canadien pour l'unité de famille (CCF)	\$87,700	12 months	Capital
Centre for Diverse Learners	\$38,400	6 months	Capital
Chinese Association of Mississauga	\$179,500	24 months	Resilient Communities Fund
Circle of Harmony Chorus	\$45,100	12 months	Capital
CITIZENS FOR THE ADVANCEMENT OF COMMUNITY DEVELOPMENT	\$15,000	12 months	Capital
Community Living Burlington	\$150,000	12 months	Capital
Community Living Oakville	\$174,700	24 months	Resilient Communities Fund
Compassion Society of Halton	\$155,400	24 months	Resilient Communities Fund
Compassion Society of Halton	\$40,000	6 months	Capital
CONNECTURE	\$198,600	24 months	Resilient Communities Fund
Country Heritage Park	\$149,500	12 months	Capital
Crane Creations Theatre Company	\$200,000	24 months	Resilient Communities Fund
CreativeHub 1352	\$26,100	12 months	Resilient Communities Fund
CRUSADERS RUGBY CLUB	\$150,000	12 months	Capital

Dare to Be You	\$33,000	12 months	Resilient Communities Fund
DEEN SUPPORT SERVICES	\$200,000	24 months	Resilient Communities Fund
DEEN SUPPORT SERVICES	\$69,700	12 months	Capital
Diabetes Hope Foundation	\$153,800	24 months	Resilient Communities Fund
Distress Centres of Greater Toronto	\$100,000	24 months	Resilient Communities Fund
Dixie Bloor Neighbourhood Drop-In Centre	\$92,000	12 months	Resilient Communities Fund
Don Rowing Club of Mississauga	\$90,000	12 months	Resilient Communities Fund
Down syndrome association of peel	\$10,000	12 months	Resilient Communities Fund
Eagle Spirits of the Great Waters	\$98,500	12 months	Resilient Communities Fund
Eden Food for Change	\$137,200	12 months	Capital
Eden United Church	\$144,900	12 months	Capital
Embrave Agency To End Violence	\$40,200	18 months	Resilient Communities Fund
Engineers of Tomorrow	\$12,500	12 months	Resilient Communities Fund
Epilepsy South Central Ontario	\$79,400	12 months	Resilient Communities Fund
Erin Mills united Church	\$31,000	12 months	Capital
ErinoakKids Centre for Treatment & Development	\$191,800	24 months	Resilient Communities Fund
Family Education Centre	\$12,400	12 months	Capital
Family Services of Peel	\$173,600	24 months	Resilient Communities Fund
Food for Life	\$197,600	24 months	Resilient Communities Fund
Food4Kids Mississauga	\$137,800	24 months	Resilient Communities Fund
Free For All Foundation	\$45,800	12 months	Resilient Communities Fund
Halton Black Voices	\$120,400	18 months	Resilient Communities Fund
Halton Industry Education Council	\$135,500	12 months	Capital
Help A Girl Out	\$78,700	24 months	Resilient Communities Fund
Home Suite Hope	\$58,500	12 months	Capital
ISNA-Canada	\$149,000	6 months	Capital
ISNA-Canada	\$200,000	24 months	Resilient Communities Fund
John Paul 2 Polish Cultural Centre	\$150,000	12 months	Capital
Joshua Creek Church	\$200,000	24 months	Resilient Communities Fund
Kalayaan Filipino Cultural Organization	\$28,500	12 months	Resilient Communities Fund
Kerr Street Community Services	\$22,100	6 months	Capital
Knights Table	\$44,200	12 months	Capital
Lucy Maud Montgomery Museum and Literary Centre Norval	\$149,900	12 months	Capital
Malton Women Council	\$27,100	12 months	Capital
Malton Women Council	\$199,200	24 months	Resilient Communities Fund
Mental and Emotional Health Awareness Renaissance	\$12,500	12 months	Capital
Mental and Emotional Health Awareness Renaissance	\$94,200	18 months	Resilient Communities Fund
Milton Community Resource Centre (MCRC)	\$200,000	24 months	Resilient Communities Fund
Mind Forward Brain Injury Services	\$40,000	12 months	Capital
Mind Forward Brain Injury Services	\$90,000	12 months	Resilient Communities Fund
Mississauga Children's Choir	\$51,700	6 months	Resilient Communities Fund



Mississauga Music	\$22,000	12 months	Capital
Newcomer Centre of Peel	\$23,200	6 months	Resilient Communities Fund
Newcomer Centre of Peel	\$25,000	6 months	Capital
Oakville Festivals of Film and Art	\$18,700	12 months	Resilient Communities Fund
Oakville Meals on Wheels	\$185,700	24 months	Resilient Communities Fund
Oakville Meals on Wheels	\$11,200	6 months	Capital
Oakville Soccer Club	\$150,000	6 months	Capital
Oakvillegreen Conservation Association	\$60,900	12 months	Resilient Communities Fund
PCHS	\$35,600	6 months	Capital
Peel Career Assessment Services Inc.	\$36,200	12 months	Capital
Port Credit Yacht Club	\$150,000	12 months	Capital
Redleaf Cultural Integration (RCI)	\$200,000	24 months	Resilient Communities Fund
Roots Community Services Inc.	\$200,000	24 months	Resilient Communities Fund
Royal Botanical Gardens	\$75,100	12 months	Capital
Royal Canadian Legion Branch 197	\$18,500	6 months	Capital
SAWITRI Theatre Group	\$149,700	12 months	Capital
Seeds of Leadership	\$12,500	6 months	Resilient Communities Fund
Services and Housing In the Province (SHIP)	\$100,000	18 months	Resilient Communities Fund
Seva Food Bank	\$56,600	6 months	Capital
Sexual Assault & Violence Intervention Services of Halton	\$98,600	24 months	Resilient Communities Fund
Streetsville Legion, Branch 139	\$29,300	6 months	Resilient Communities Fund
Tecumseh Tennis Club	\$150,000	6 months	Capital
The Caledon Seniors Centre	\$50,600	12 months	Capital
The Canadian Arabic Orchestra	\$63,000	12 months	Resilient Communities Fund
The Carpenter Hospice	\$144,200	12 months	Capital
The Indigenous Network	\$100,000	24 months	Resilient Communities Fund
The Lorne Scots (Peel Dufferin & Halton Regiment) Trust	\$147,700	6 months	Capital
The Optimist Club of Halton Hills	\$76,000	12 months	Capital
The Riverwood Conservancy	\$11,800	12 months	Capital
The Royal Canadian Legion No 582	\$133,500	12 months	Capital
The Vic Johnston Community Centre Inc.	\$150,000	12 months	Capital
The Walnut Foundation	\$82,100	12 months	Resilient Communities Fund
Toronto Writers Collective	\$100,000	12 months	Resilient Communities Fund
V Serve Canada	\$31,500	12 months	Resilient Communities Fund
Volunteer MBC	\$79,100	18 months	Resilient Communities Fund
YMCA of Oakville	\$150,000	12 months	Capital
<b>Number of grants</b>	<b>124</b>		
<b>Sub-total</b>	<b>\$11,822,100</b>		

## Hamilton

Organization Name	Amount Awarded	Term	Stream
Big Brothers Big Sisters of Halton and Hamilton	\$150,000	12 months	Capital
Big Brothers Big Sisters of Halton and Hamilton	\$190,500	24 months	Resilient Communities Fund
Binbrook Little Theatre Inc.	\$46,900	6 months	Capital
Canadian Warplane Heritage Museum	\$94,500	12 months	Capital
Cancer Assistance Program	\$198,600	24 months	Resilient Communities Fund
Centre for Diverse Learners	\$49,600	12 months	Resilient Communities Fund
Communaute Congolaise de Hamilton	\$66,500	12 months	Resilient Communities Fund
Dr. Bob Kemp Hospice Foundation Inc.	\$47,300	12 months	Capital
Dr. Bob Kemp Hospice Foundation Inc.	\$162,000	24 months	Resilient Communities Fund
Dundas Valley School of Art	\$74,800	12 months	Resilient Communities Fund
Eagle's Nest Waterdown	\$25,100	24 months	Resilient Communities Fund
Food4Kids Hamilton Halton	\$10,000	6 months	Resilient Communities Fund
Food4Kids Hamilton Halton	\$46,900	12 months	Capital
Goodwill, The Amity Group	\$147,800	12 months	Capital
Green Venture	\$21,700	6 months	Capital
Hamilton Fringe Festival	\$131,400	24 months	Resilient Communities Fund
Hamilton Music Collective	\$199,900	24 months	Resilient Communities Fund
Interval House of Hamilton	\$149,700	12 months	Capital
Interval House of Hamilton	\$164,000	24 months	Resilient Communities Fund
L'Arche Hamilton	\$120,200	24 months	Resilient Communities Fund
Micah House	\$37,200	12 months	Capital
Neighbour to Neighbour Centre (Hamilton)	\$150,000	12 months	Capital
New Hope Community Bikes	\$84,100	12 months	Capital
Portuguese Support Services for Quality Living	\$47,300	12 months	Resilient Communities Fund
Rockton Agricultural Society	\$134,000	12 months	Capital
Stewart Memorial Church	\$99,900	12 months	Resilient Communities Fund
T.E.A.D. Equestrian Association for the Disabled	\$23,000	12 months	Resilient Communities Fund
The Baby Depot	\$40,300	24 months	Resilient Communities Fund
The Children's Aid Society of Hamilton	\$160,000	24 months	Resilient Communities Fund
Wellwood	\$53,000	12 months	Resilient Communities Fund
YMCA Hamilton/Burlington/Brantford	\$141,600	24 months	Resilient Communities Fund
YMCA Hamilton/Burlington/Brantford	\$136,200	12 months	Capital
YWCA Hamilton	\$150,000	12 months	Capital
<b>Number of grants</b>	<b>33</b>		
<b>Sub-total</b>	<b>\$3,354,000</b>		

## Muskoka, Nipissing, Parry Sound & Timiskaming

Organization Name	Amount Awarded	Term	Stream
Association canadienne-française de l'Ontario - Région Témiskaming	\$58,500	12 months	Resilient Communities Fund
Baysville Curling & Boccé Club	\$23,100	18 months	Resilient Communities Fund
Community Living Mattawa	\$123,500	18 months	Resilient Communities Fund
Georgian Nordic Outdoor Activity Centre	\$113,200	24 months	Resilient Communities Fund
H White Memorial Branch 276, Royal Canadian Legion	\$77,400	12 months	Capital
Le Centre culturel ARTEM	\$44,000	12 months	Capital
Les 50+ de Kirkland Lake	\$32,000	6 months	Capital
Les Compagnons des francs loisirs	\$169,000	24 months	Resilient Communities Fund
Matachewan First Nation	\$15,300	24 months	Resilient Communities Fund
Mattawa Museum	\$148,800	6 months	Capital
MIND-AID	\$84,000	12 months	Resilient Communities Fund
Municipality of Powassan	\$94,100	12 months	Capital
Municipality of Powassan	\$22,400	12 months	Resilient Communities Fund
Muskoka Family Focus and Children's Place	\$190,100	24 months	Resilient Communities Fund
Nipissing Region Curatorial Collective Incorporated	\$36,900	6 months	Resilient Communities Fund
Temiskaming Art Gallery	\$160,500	24 months	Resilient Communities Fund
Township of Carling	\$125,100	12 months	Capital
Township of Georgian Bay	\$10,000	12 months	Resilient Communities Fund
Township of James	\$59,500	12 months	Resilient Communities Fund
Victim Services of Nipissing District	\$171,500	24 months	Resilient Communities Fund
Village of South River	\$150,000	12 months	Capital
Wahta Mohawks First Nation	\$150,000	12 months	Capital
<b>Number of grants</b>	<b>22</b>		
<b>Sub-total</b>	<b>\$2,058,900</b>		

## Niagara

Organization Name	Amount Awarded	Term	Stream
Attachment and Trauma Treatment Centre for Healing (ATTCH) Niagara	\$184,400	24 months	Resilient Communities Fund
Bethlehem Housing and Support Services	\$150,200	24 months	Resilient Communities Fund
Big Brothers Big Sisters of Niagara	\$138,200	24 months	Resilient Communities Fund
Brain Injury Association of Fort Erie	\$151,100	24 months	Resilient Communities Fund
Brain Injury Association of Niagara	\$159,700	24 months	Resilient Communities Fund

Carousel Players	\$111,800	12 months	Capital
Central Station Education Initiative	\$128,500	12 months	Capital
Centre de santé communautaire Hamilton/Niagara	\$196,900	24 months	Resilient Communities Fund
Centre de santé communautaire Hamilton/Niagara	\$69,500	12 months	Capital
Club 2000 Niagara Inc	\$25,400	6 months	Resilient Communities Fund
Community Living Port Colborne-Wainfleet	\$25,000	12 months	Capital
Community Living Port Colborne-Wainfleet	\$38,500	24 months	Resilient Communities Fund
Cyber-Seniors	\$119,600	18 months	Resilient Communities Fund
Early Childhood Community Development Centre Inc.	\$149,900	12 months	Capital
Faith Welland Outreach	\$56,700	18 months	Resilient Communities Fund
Family and Children's Services Niagara	\$31,500	12 months	Resilient Communities Fund
Garden City Productions	\$61,400	12 months	Capital
Gillian's Place	\$85,100	12 months	Capital
GROW Community Food Literacy Centre	\$98,800	24 months	Resilient Communities Fund
Heartland Forest Nature Experience	\$39,400	12 months	Resilient Communities Fund
John Howard Society of Niagara	\$74,200	12 months	Capital
Kristen French Child Advocacy Centre Niagara	\$54,800	18 months	Resilient Communities Fund
Music Niagara	\$39,000	12 months	Capital
Music Niagara	\$62,200	24 months	Resilient Communities Fund
Niagara Artists Centre	\$10,000	6 months	Capital
Niagara Railway Museum	\$115,000	12 months	Capital
Person Centered Care of Niagara Inc	\$70,400	12 months	Capital
Project SHARE	\$137,600	24 months	Resilient Communities Fund
Royal Canadian Legion Branch 613	\$148,900	12 months	Capital
SOFIFRAN (Solidarité des femmes et familles interconnectées francophones du Niagara)	\$98,800	12 months	Resilient Communities Fund
South Niagara Rowing Club	\$90,900	18 months	Resilient Communities Fund
Southridge Homesless Services	\$79,200	12 months	Resilient Communities Fund
The Hope Centre	\$161,200	24 months	Resilient Communities Fund
The Hope Centre	\$87,100	12 months	Capital
The Niagara Pumphouse Arts Centre	\$75,700	12 months	Capital
The Welland Historical Museum	\$37,800	12 months	Resilient Communities Fund
Welland Curling Club	\$150,000	12 months	Capital
Willow Arts Community	\$45,500	18 months	Resilient Communities Fund
YMCA of Niagara	\$115,800	6 months	Capital
<b>Number of grants</b>	<b>39</b>		
<b>Sub-total</b>	<b>\$3,675,700</b>		

## Northwestern

Organization Name	Amount Awarded	Term	Stream
Beendigen Inc.	\$120,200	12 months	Capital
Canadian Mental Health Association, Kenora Branch	\$40,600	12 months	Resilient Communities Fund
Children's Centre Thunder Bay	\$200,000	24 months	Resilient Communities Fund
Friends of the Finnish Labour Temple	\$150,000	24 months	Resilient Communities Fund
Kakabeka Legion	\$109,500	12 months	Capital
KENORA SEXUAL ASSAULT CENTRE	\$100,000	12 months	Resilient Communities Fund
Local Services Board of Wabigoon	\$30,000	12 months	Capital
Municipality of Machin	\$25,900	6 months	Capital
Municipality of Neebing	\$115,300	12 months	Capital
Municipality of Sioux Lookout	\$88,500	12 months	Capital
Regional Food Distribution Association of Northwestern Ontario	\$195,900	24 months	Resilient Communities Fund
Regional Food Distribution Association of Northwestern Ontario	\$150,000	12 months	Capital
The Corporation of the Township of Terrace Bay	\$99,100	12 months	Resilient Communities Fund
The United Way of Thunder Bay	\$118,800	18 months	Resilient Communities Fund
Thunder Bay and Area Victim Services	\$147,100	24 months	Resilient Communities Fund
Thunder Bay Gymnastics Association	\$69,300	6 months	Capital
Town of Fort Frances	\$84,800	12 months	Resilient Communities Fund
Township of Lake of the Woods	\$41,800	12 months	Capital
Wabigoon Lake Ojibway Nation	\$150,000	6 months	Capital
<b>Number of grants</b>	<b>19</b>		
<b>Sub-total</b>	<b>\$2,036,800</b>		

## Quinte, Kingston, Rideau

Organization Name	Amount Awarded	Term	Stream
173 Royal Tiger Air Cadet Squadron	\$32,700	12 months	Resilient Communities Fund
Art Gallery of Bancroft	\$11,400	6 months	Capital
Bancroft Curling Club	\$116,000	12 months	Capital
Bancroft Fitness	\$71,700	6 months	Capital
Belleville Downtown DocFest	\$10,400	12 months	Capital
Cantabile Choirs of Kingston	\$80,000	24 months	Resilient Communities Fund
Carleton Place Curling Club	\$95,000	6 months	Capital
Committee for Innovative Thinking for Youth Inc.	\$150,000	12 months	Capital

Community Care for Central Hastings	\$60,000	12 months	Resilient Communities Fund
Corporation of the Town of Carleton Place	\$76,900	12 months	Capital
Dawn House Services and Housing for Women Inc.	\$93,500	12 months	Resilient Communities Fund
Elizabeth Fry Society of Kingston	\$18,700	12 months	Resilient Communities Fund
Grace Inn Shelter	\$53,300	6 months	Capital
Grace Inn Shelter	\$173,800	24 months	Resilient Communities Fund
Habitat for Humanity Kingston Limestone Region	\$100,000	12 months	Resilient Communities Fund
Kemptville Youth Centre (KYC)	\$18,000	12 months	Resilient Communities Fund
Kingston Canadian Film Festival	\$68,700	12 months	Resilient Communities Fund
Kingston Indigenous Languages Nest	\$198,400	24 months	Resilient Communities Fund
Kingston Literacy & Skills	\$62,500	6 months	Capital
Kingston School of Art and Window Art Gallery	\$13,400	6 months	Resilient Communities Fund
Land O' Lakes Curling Club	\$56,100	12 months	Capital
Lionhearts	\$193,100	24 months	Resilient Communities Fund
Maggie's Resource Centre of North Hastings	\$70,600	6 months	Capital
Martha's Table	\$21,500	12 months	Resilient Communities Fund
McDonalds Corners Agricultural Society	\$114,400	6 months	Capital
Middleville Agricultural Society	\$12,600	18 months	Resilient Communities Fund
Mississippi Valley Textile Museum	\$29,900	6 months	Capital
Mohawks of the Bay of Quinte	\$19,100	6 months	Capital
Montague & District Senior Citizen Forget Me Not Club Inc.	\$90,300	12 months	Capital
Nature Conservancy of Canada	\$57,200	12 months	Capital
North Lanark Agricultural Society	\$80,000	12 months	Capital
Prince Edward Learning Centre	\$143,000	18 months	Resilient Communities Fund
R.K.Y. Camp	\$23,800	18 months	Resilient Communities Fund
Railway Museum of Eastern Ontario	\$46,900	12 months	Resilient Communities Fund
Resolve Counselling Services Canada	\$196,000	24 months	Resilient Communities Fund
Southern Frontenac Community Services Corporation	\$36,400	12 months	Resilient Communities Fund
Southern Frontenac Community Services Corporation	\$150,000	12 months	Capital
St. Vincent de Paul Society of Kingston	\$100,000	12 months	Resilient Communities Fund
Tay Valley Township	\$98,300	12 months	Capital
The Food Sharing Project	\$37,100	12 months	Resilient Communities Fund
THE REGENT THEATRE FOUNDATION	\$199,800	24 months	Resilient Communities Fund
THEROC YOUTH SERVICES	\$50,000	12 months	Resilient Communities Fund
Thousand Islands Boat Museum	\$148,800	24 months	Resilient Communities Fund
Thousand Islands Watershed Land Trust	\$108,200	12 months	Capital
Town of Smiths Falls	\$70,100	12 months	Resilient Communities Fund
Township of Lanark Highlands	\$149,400	12 months	Capital
Victim Services of Kingston and Frontenac	\$200,000	24 months	Resilient Communities Fund

Watersheds Canada	\$52,200	12 months	Capital
YAK Youth Services	\$23,300	6 months	Capital
<b>Number of grants</b>	<b>49</b>		
<b>Sub-total</b>	<b>\$4,082,500</b>		

## Simcoe York

Organization Name	Amount Awarded	Term	Stream
360°kids	\$158,700	24 months	Resilient Communities Fund
Atlantic Challenge Canada	\$44,800	12 months	Capital
Aurora Cultural Centre	\$195,800	24 months	Resilient Communities Fund
Aurora Cultural Centre	\$125,000	12 months	Capital
Autism In Mind Children's Charity (AIM)	\$150,000	12 months	Capital
Bayport Legion Branch 545	\$150,000	12 months	Capital
Bereaved Families of Ontario - York Region	\$180,400	24 months	Resilient Communities Fund
Blue Door	\$200,000	24 months	Resilient Communities Fund
Breaking Down Barriers An Independent Living Centre Inc.	\$147,100	12 months	Capital
Canadian Mental Health Association, Simcoe County Branch	\$118,300	12 months	Capital
Canadian Mental Health Association-York Region	\$200,000	24 months	Resilient Communities Fund
Caregiving Matters	\$10,900	6 months	Capital
Catholic Family Services of Simcoe County	\$74,900	12 months	Capital
CAYR Community Connections	\$200,000	24 months	Resilient Communities Fund
Centre for Developing Relationships for Exceptional Adults in Markham Inc.	\$48,800	24 months	Resilient Communities Fund
Cherish Integrated Services	\$57,000	6 months	Capital
Cherish Integrated Services	\$198,400	24 months	Resilient Communities Fund
Child Advocacy Centre of Simcoe Muskoka	\$199,100	24 months	Resilient Communities Fund
Chippewas of Rama First Nation	\$150,000	12 months	Capital
Chippewas of Rama First Nation	\$100,000	12 months	Resilient Communities Fund
Clearview Township	\$199,900	24 months	Resilient Communities Fund
CLH Developmental Support Services	\$149,000	12 months	Capital
Coldwater Curling Club	\$70,500	12 months	Capital
Coldwater Mill Heritage Foundation	\$49,900	12 months	Capital
Community Living Toronto	\$27,400	6 months	Resilient Communities Fund
Community Living Toronto	\$37,700	12 months	Capital
Community Living York South	\$176,400	24 months	Resilient Communities Fund
Community Reach North Simcoe	\$66,800	12 months	Resilient Communities Fund
CONTACT Community Services	\$151,600	24 months	Resilient Communities Fund

COPE Service Dogs	\$88,800	24 months	Resilient Communities Fund
Earth Rangers	\$200,000	24 months	Resilient Communities Fund
Family Services York Region	\$193,700	24 months	Resilient Communities Fund
Gateway Centre for Learning	\$23,400	12 months	Capital
Giant Steps Toronto/York Region	\$48,200	24 months	Resilient Communities Fund
Gifted People Services	\$135,500	12 months	Capital
Green Haven Shelter for Women	\$180,800	24 months	Resilient Communities Fund
Habitat for Humanity Huronia	\$111,800	18 months	Resilient Communities Fund
Hope House Community Hospice	\$183,300	24 months	Resilient Communities Fund
Hospice Huronia	\$100,000	24 months	Resilient Communities Fund
Human Endeavour	\$199,900	24 months	Resilient Communities Fund
Huronia Museum	\$111,500	12 months	Capital
I Challenge Diabetes	\$160,000	24 months	Resilient Communities Fund
I Challenge Diabetes	\$146,800	12 months	Capital
Information Orillia	\$40,300	6 months	Resilient Communities Fund
Inn From The Cold	\$63,500	12 months	Resilient Communities Fund
Iranian Canadian Teens Club(ICTC)	\$69,900	12 months	Resilient Communities Fund
JIAS (Jewish Immigrant Aid Services) Toronto	\$68,000	12 months	Capital
John Howard Society of York Region	\$189,700	24 months	Resilient Communities Fund
Kayla's Children Centre	\$200,000	18 months	Resilient Communities Fund
La Clé d'la Baie en Huronie	\$72,000	12 months	Capital
L'Association des francophones de la région de York Inc. (AFRY)	\$200,000	24 months	Resilient Communities Fund
Learning Disabilities Association of York-Simcoe	\$95,900	12 months	Resilient Communities Fund
Living Better with Parkinson's	\$88,400	12 months	Resilient Communities Fund
Midland Curling Club Incorporated	\$39,800	12 months	Resilient Communities Fund
Newmarket Soccer Club	\$37,800	12 months	Capital
North Simcoe Victim Services	\$100,400	24 months	Resilient Communities Fund
OneHub Growth Organization	\$39,900	12 months	Resilient Communities Fund
Ontario Water Centre	\$197,500	24 months	Resilient Communities Fund
Opera One	\$25,000	12 months	Resilient Communities Fund
RCL Beaverbrook Branch 316	\$100,600	12 months	Capital
Reena	\$150,000	12 months	Capital
Richmond Hill Philharmonic Orchestra	\$19,600	18 months	Resilient Communities Fund
Routes Connecting Communities Inc.	\$196,500	24 months	Resilient Communities Fund
Royal Canadian Legion 375 Richmond Hill Branch	\$146,300	12 months	Capital
Royal Canadian Legion Br147	\$143,200	12 months	Capital
Royal Canadian Legion Branch 270 Coldwater Ontario	\$48,500	6 months	Capital
Royal Canadian Legion Branch 508 Everett	\$150,000	12 months	Capital
Royal Canadian Legion Branch 523 Sunset Post	\$95,000	12 months	Capital
Royal Canadian Legion Branch 68	\$150,000	12 months	Capital



Royal Canadian Legion, Creemore, Ontario Branch 397	\$150,000	12 months	Capital
SERA Community Ventures limited	\$77,600	12 months	Resilient Communities Fund
South Simcoe Arts Council	\$196,000	24 months	Resilient Communities Fund
Talk Is Free Theatre	\$120,400	12 months	Capital
The Food Bank of York Region	\$150,000	12 months	Capital
The Lighthouse	\$110,500	24 months	Resilient Communities Fund
The Portuguese Cultural Centre of Bradford	\$150,000	12 months	Capital
The Royal Canadian Legion Branch 262 Elmvale	\$150,000	12 months	Capital
The Schwartz Reisman Centre	\$62,000	12 months	Resilient Communities Fund
The Sharon Temple Museum Society	\$150,000	12 months	Capital
The Ship's Company of Penetanguishene	\$15,800	12 months	Capital
The Sutton Curling Club	\$150,000	12 months	Capital
The Vitanova Foundation	\$150,000	12 months	Capital
Theatre Aurora	\$143,600	6 months	Capital
Town of Midland	\$149,900	12 months	Capital
Town of Midland	\$71,100	18 months	Resilient Communities Fund
Tuff Therapeutic Riding Foundation	\$179,000	24 months	Resilient Communities Fund
Unionville Alliance Church	\$18,500	12 months	Capital
Unionville Curling Club	\$100,800	12 months	Capital
Victim Services of Simcoe County	\$199,900	24 months	Resilient Communities Fund
Wasaga Beach Lions Club	\$29,600	12 months	Capital
Wendat Community Programs	\$13,100	12 months	Capital
Yellow Brick House	\$200,000	24 months	Resilient Communities Fund
YMCA of Greater Toronto	\$148,800	6 months	Capital
York Region Food Network	\$168,700	24 months	Resilient Communities Fund
York Support Services Network	\$200,000	24 months	Resilient Communities Fund
YouthSpeak Charity	\$199,500	24 months	Resilient Communities Fund
<b>Number of grants</b>	<b>96</b>		
<b>Sub-total</b>	<b>\$11,704,700</b>		

## Thames Valley

Organization Name	Amount Awarded	Term	Stream
Across Languages Translation and Interpretation Service	\$88,700	12 months	Resilient Communities Fund
Alzheimer Society Southwest Partners	\$32,500	18 months	Resilient Communities Fund
Bereaved Families of Ontario Southwest	\$107,100	24 months	Resilient Communities Fund
Carolinian Canada Coalition	\$200,000	24 months	Resilient Communities Fund
CharACTer Curtain Calls	\$41,400	12 months	Capital

Clayworx: Ceramic Arts Learning Centre	\$20,200	12 months	Capital
Community Living London	\$95,500	12 months	Capital
Community Living London	\$196,600	24 months	Resilient Communities Fund
Corporation of the Township of Blandford-Blenheim	\$125,000	12 months	Capital
Crouch Neighbourhood Resource Centre	\$94,600	18 months	Resilient Communities Fund
Fanshawe Chorus London	\$159,800	24 months	Resilient Communities Fund
Forest City Film Festival	\$62,100	6 months	Resilient Communities Fund
GLEN CAIRN COMM.RES.CENTRE	\$124,600	24 months	Resilient Communities Fund
Humana Community Services	\$33,000	12 months	Resilient Communities Fund
Ignite Youth Centre	\$24,800	6 months	Capital
John Howard Society of London and District	\$140,000	24 months	Resilient Communities Fund
Kee-mo-kee Camp Site of the United Church of Canada	\$74,300	18 months	Resilient Communities Fund
London Abused Women's Centre	\$192,900	24 months	Resilient Communities Fund
London Aquatic Club	\$36,700	12 months	Capital
London Cycle Link	\$34,200	12 months	Resilient Communities Fund
London Heritage Council	\$51,400	12 months	Resilient Communities Fund
London Optimist Sports Centre	\$150,000	6 months	Capital
London St George's	\$105,000	12 months	Capital
Municipality of Middlesex Centre	\$150,000	6 months	Capital
Municipality of Thames Centre	\$85,300	12 months	Capital
Museum of Ontario Archaeology	\$111,700	12 months	Capital
Oxford County Naval Veterans Association	\$64,000	6 months	Capital
POLISH NATIONAL UNION OF CANADA	\$108,000	12 months	Capital
Reimagine Institute for Community Sustainability	\$48,000	18 months	Resilient Communities Fund
Reimagine Institute for Community Sustainability	\$49,400	12 months	Capital
Royal Canadian Legion Branch 533, Byron-Springbank	\$71,600	12 months	Resilient Communities Fund
Royal Canadian Legion Caradoc Branch 251	\$60,500	12 months	Capital
Royal Canadian Legion, Norwich Branch 190	\$149,500	12 months	Capital
Special Ability Riding Institute	\$150,000	12 months	Capital
Thames Talbot Land Trust	\$134,200	24 months	Resilient Communities Fund
The London Community Chaplaincy Incorporated	\$159,300	24 months	Resilient Communities Fund
The Optimist Club of North Dorchester	\$29,000	12 months	Capital
Tillsonburg Curling Club	\$19,000	6 months	Capital
Township of Adelaide metcalfe	\$150,000	12 months	Capital
Township of Lucan Biddulph	\$150,000	12 months	Capital
Township of Zorra	\$90,000	12 months	Capital
Tyrconnell Heritage Society	\$200,000	24 months	Resilient Communities Fund
Union Sports Club and Community Centre	\$28,000	12 months	Capital
West Elgin Community Health Centre	\$130,000	12 months	Capital

WIL Counselling and Training for Employment	\$196,100	24 months	Resilient Communities Fund
Women's Rural Resource Centre of Strathroy & Area	\$180,200	24 months	Resilient Communities Fund
Woodstock and District Developmental Services	\$74,600	18 months	Resilient Communities Fund
YMCA of Southwestern Ontario	\$173,400	24 months	Resilient Communities Fund
YWCA St. Thomas-Elgin	\$68,700	24 months	Resilient Communities Fund
YWCA St. Thomas-Elgin	\$15,000	12 months	Capital
<b>Number of grants</b>	<b>50</b>		
<b>Sub-total</b>	<b>\$5,035,900</b>		

## Toronto

Organization Name	Amount Awarded	Term	Stream
A Greener Future	\$10,300	6 months	Capital
Access Alliance Multicultural Health and Community Services	\$83,700	12 months	Resilient Communities Fund
Against the Grain Theatre	\$25,000	6 months	Resilient Communities Fund
Agincourt Community Services Association	\$150,000	12 months	Capital
All Saints Church Community Centre	\$49,900	18 months	Resilient Communities Fund
ALPHA Education	\$66,500	6 months	Capital
Anandam Dancetheatre	\$41,000	12 months	Capital
Anduhyau Incorporated	\$30,000	12 months	Capital
Argonaut Rowing Club	\$80,800	12 months	Capital
ASHKENAZ FOUNDATION	\$115,300	24 months	Resilient Communities Fund
b current Performing Arts	\$79,200	18 months	Resilient Communities Fund
Bengali Information and Employment Services	\$172,500	24 months	Resilient Communities Fund
Better Living Health & Community Services	\$170,300	24 months	Resilient Communities Fund
Big Brothers Big Sisters of Toronto	\$99,900	12 months	Resilient Communities Fund
Black Artists' Networks In Dialogue	\$149,300	12 months	Capital
Black Screen Office	\$147,500	18 months	Resilient Communities Fund
Campfire Circle	\$200,000	24 months	Resilient Communities Fund
Canadian National Exhibition	\$126,600	18 months	Resilient Communities Fund
Canadian Red Cross	\$69,600	12 months	Capital
Canadian Red Cross	\$116,800	24 months	Resilient Communities Fund
Canadian Slovenian Historical Society	\$10,500	6 months	Capital
Canadian Stage	\$64,700	6 months	Capital
Canadian women Council	\$12,600	12 months	Capital
Canoraa Inc.	\$70,300	12 months	Resilient Communities Fund
Caribbean Promotions Arts & Culture Inc.	\$16,700	12 months	Capital

caterToronto	\$99,600	12 months	Capital
Centre for Learning & Development	\$200,000	24 months	Resilient Communities Fund
Centre francophone de Toronto	\$99,300	12 months	Resilient Communities Fund
Centre francophone de Toronto	\$112,900	12 months	Capital
Charles Street Video	\$150,000	6 months	Capital
Children's Peace Theatre	\$150,000	12 months	Capital
CHINESE CULTURAL CENTRE OF GREATER TORONTO	\$150,000	12 months	Capital
Christie Refugee Welcome Centre	\$132,800	24 months	Resilient Communities Fund
Coaches Association of Ontario	\$170,200	24 months	Resilient Communities Fund
ComKids Foundation	\$69,900	12 months	Resilient Communities Fund
Community Head Injury Resource Services (CHIRS)	\$150,000	6 months	Capital
Covenant House Toronto	\$78,700	6 months	Capital
Creating Together Child and Family Centre	\$88,400	6 months	Capital
Daily Bread Food Bank	\$93,300	12 months	Resilient Communities Fund
Dance Ontario Association	\$10,500	6 months	Capital
DANI	\$118,900	12 months	Capital
Delta Family Resource Centre	\$100,000	12 months	Resilient Communities Fund
Diaspora Dialogues	\$81,400	12 months	Resilient Communities Fund
Dixon Hall Neighbourhood Services	\$86,100	6 months	Resilient Communities Fund
Dr. Roz's Healing Place	\$100,000	24 months	Resilient Communities Fund
Epilepsy Toronto	\$74,800	12 months	Capital
Etobicoke Lawn Bowling Club	\$13,500	12 months	Capital
Eva's Initiatives for Homeless Youth	\$88,000	12 months	Capital
Eva's Initiatives for Homeless Youth	\$196,000	24 months	Resilient Communities Fund
Fall for Dance North Festival Inc.	\$139,600	18 months	Resilient Communities Fund
FCJ Refugee Centre	\$124,300	12 months	Capital
Fernie Youth Services	\$22,700	12 months	Resilient Communities Fund
Fora: Network for Change	\$200,000	24 months	Resilient Communities Fund
Francophones pour un Environnement Durable Inc/ EcoAmbassadeurs du Monde	\$67,500	12 months	Capital
Francophones pour un Environnement Durable Inc/ EcoAmbassadeurs du Monde	\$72,600	12 months	Resilient Communities Fund
Friends of Ruby	\$100,000	12 months	Resilient Communities Fund
Furniture Bank	\$99,900	12 months	Resilient Communities Fund
Furniture Bank	\$150,000	6 months	Capital
Gallery TPW	\$13,800	6 months	Resilient Communities Fund
Green Thumbs Growing Kids	\$100,000	12 months	Resilient Communities Fund
Hanlan Boat Club	\$92,100	12 months	Capital
Harbourfront Centre	\$150,000	6 months	Capital
Haven on the Queensway	\$37,400	6 months	Capital
Health Out Loud	\$40,800	24 months	Resilient Communities Fund
Horizons For Youth	\$112,700	6 months	Capital
Horizons For Youth	\$12,400	6 months	Resilient Communities Fund

Hot Docs	\$150,000	12 months	Capital
Immigrant Women's Information Network	\$25,200	12 months	Resilient Communities Fund
Impakt Foundation for Social Change	\$44,500	18 months	Resilient Communities Fund
Iranian Women's Organization of Ontario	\$197,200	24 months	Resilient Communities Fund
I-Think	\$144,100	24 months	Resilient Communities Fund
JACS Toronto	\$15,900	12 months	Resilient Communities Fund
Jamaal Magloire Foundation	\$52,600	18 months	Resilient Communities Fund
Jamaican Canadian Association	\$149,200	12 months	Capital
JAYU Festival Inc.	\$21,800	12 months	Capital
Jean Augustine Centre for Young Women's Empowerment	\$20,900	6 months	Capital
Kababayan Multicultural Centre	\$188,200	18 months	Resilient Communities Fund
Kimbourne Park United Church	\$149,500	12 months	Capital
Kimbourne Park United Church	\$195,100	24 months	Resilient Communities Fund
KMCLT	\$190,300	24 months	Resilient Communities Fund
La Fédération des aînés et des retraités francophones de l'Ontario (FARFO)	\$198,800	24 months	Resilient Communities Fund
La Termitière. coopérative de développement économique	\$25,500	6 months	Capital
LAMP CHC	\$199,300	24 months	Resilient Communities Fund
Lao Association of Ontario	\$35,200	12 months	Capital
Latino Canadian Cultural Association	\$59,900	12 months	Capital
Latvian Canadian Cultural Centre	\$150,000	12 months	Capital
Lay-Up Youth Basketball	\$189,200	24 months	Resilient Communities Fund
Le Théâtre français de Toronto	\$36,800	6 months	Capital
Le Théâtre français de Toronto	\$166,700	24 months	Resilient Communities Fund
LOFT Community Services	\$200,000	24 months	Resilient Communities Fund
Luso Canadian Charitable Society (LUSO)	\$53,000	12 months	Capital
MABELLEarts	\$150,000	12 months	Capital
Malvern Family Resource Centre	\$74,400	24 months	Resilient Communities Fund
Mammalian Diving Reflex	\$68,800	12 months	Capital
Midaynta Community Services	\$74,100	12 months	Resilient Communities Fund
Miles Nadal JCC	\$100,000	12 months	Resilient Communities Fund
Miziwe Biik Aboriginal Employment & Training	\$150,000	12 months	Capital
Montage Support Services	\$20,900	12 months	Resilient Communities Fund
Native Canadian Centre of Toronto	\$20,600	12 months	Resilient Communities Fund
NDC	\$53,100	24 months	Resilient Communities Fund
New Horizons Band of Toronto	\$20,400	12 months	Capital
New Music Concerts	\$13,800	12 months	Resilient Communities Fund
Newcomer Women's Services, Toronto	\$200,000	24 months	Resilient Communities Fund
Next Generation Arts	\$89,600	12 months	Resilient Communities Fund
Nia Centre for the Arts	\$149,700	12 months	Capital
North York Arts	\$46,700	18 months	Resilient Communities Fund
North York Harvest Food Bank	\$91,000	12 months	Capital

Oasis Addiction Recovery Society	\$20,000	12 months	Capital
PAJ	\$99,900	12 months	Resilient Communities Fund
Parkdale Activity - Recreation Centre (Toronto)	\$150,000	12 months	Capital
Partners for Planning	\$14,500	12 months	Capital
Planned Parenthood Toronto	\$199,400	24 months	Resilient Communities Fund
pointA	\$30,700	6 months	Resilient Communities Fund
Prosserman Jewish Community Centre	\$108,800	6 months	Capital
Raging Asian Women Taiko Drummers	\$54,600	18 months	Resilient Communities Fund
Raging Asian Women Taiko Drummers	\$36,000	12 months	Capital
Revue Film Society	\$14,400	6 months	Resilient Communities Fund
Rexdale Women's Centre	\$23,300	6 months	Capital
SBA - Scarborough Basketball Association	\$92,900	12 months	Capital
Second Harvest	\$150,000	6 months	Capital
Shine Through the Rain Foundation	\$132,300	24 months	Resilient Communities Fund
Singing Out, The Lesbian and Gay Chorus of Toronto	\$12,000	12 months	Resilient Communities Fund
Sistering	\$184,400	24 months	Resilient Communities Fund
Skills for Change	\$200,000	24 months	Resilient Communities Fund
SMILE Canada - Support Services	\$100,000	18 months	Resilient Communities Fund
Somali Canadian Association of Etobicoke	\$200,000	24 months	Resilient Communities Fund
SOUTH ASIAN CULTURAL AND HEALTH ASSOCIATION FOR YOUTH AND SENIORS (SACHAYS)	\$12,800	12 months	Capital
Sringeri Vidya Bharati Foundation Canada	\$150,000	12 months	Capital
StepStones for Youth	\$26,200	12 months	Resilient Communities Fund
Strong Minds Strong Kids, Psychology Canada	\$108,800	24 months	Resilient Communities Fund
SummerWorks Performance Festival	\$62,300	12 months	Resilient Communities Fund
Syme Woolner Neighbourhood and Family Centre	\$59,500	18 months	Resilient Communities Fund
Tapestry	\$150,000	12 months	Capital
Tarragon Theatre	\$95,000	18 months	Resilient Communities Fund
The Arab Community Centre of Toronto	\$87,900	6 months	Capital
The Bentway Conservancy	\$35,600	12 months	Capital
The Multicultural History Society of Ontario	\$72,800	6 months	Resilient Communities Fund
The Neighbourhood Group	\$197,000	24 months	Resilient Communities Fund
The Pine Project	\$77,200	12 months	Capital
The Royal Agricultural Winter Fair Association	\$44,000	12 months	Capital
The Scott Mission	\$100,000	12 months	Resilient Communities Fund
The Tollkeeper's Cottage Museum	\$47,300	6 months	Capital
Theatre Gargantua	\$31,500	12 months	Capital
Times Change Women's Employment Service	\$27,500	12 months	Capital
Times Change Women's Employment Service	\$197,700	24 months	Resilient Communities Fund

Toronto Blues Society	\$32,100	12 months	Resilient Communities Fund
Toronto Botanical Garden	\$74,300	12 months	Capital
Toronto Community Benefits Network	\$150,000	12 months	Capital
Toronto Community Employment Services	\$98,900	12 months	Resilient Communities Fund
Toronto Shelter Network	\$42,000	6 months	Resilient Communities Fund
Toronto Ward Museum	\$70,000	12 months	Resilient Communities Fund
Toronto Wildlife Centre	\$147,500	12 months	Capital
Toronto's First Post Office	\$20,900	6 months	Capital
Toronto's First Post Office	\$85,300	18 months	Resilient Communities Fund
Trinity-St Paul's Centre for Faith, Justice and the Arts	\$130,300	12 months	Capital
Tropicana Community Services	\$78,700	12 months	Capital
University Settlement	\$98,700	12 months	Resilient Communities Fund
Up With Women	\$193,600	24 months	Resilient Communities Fund
Urban Squash Toronto	\$91,700	12 months	Resilient Communities Fund
Vietnamese Association, Toronto	\$35,100	12 months	Capital
Wadi Kaja Organization for Refugees and Immigrants	\$25,500	6 months	Capital
Warden Woods Community Centre	\$15,000	12 months	Capital
Young Centre for the Performing Arts	\$150,000	6 months	Capital
Youth Assisting Youth	\$21,800	6 months	Capital
Youth Employment Services YES	\$192,700	24 months	Resilient Communities Fund
Youth Without Shelter	\$140,000	12 months	Capital
YouthLink	\$186,900	24 months	Resilient Communities Fund
YWCA Toronto	\$200,000	24 months	Resilient Communities Fund
YYZ Artists' Outlet	\$136,300	24 months	Resilient Communities Fund
<b>Number of grants</b>	<b>169</b>		
<b>Sub-total</b>	<b>\$16,314,700</b>		

## Waterloo, Wellington & Dufferin

Organization Name	Amount Awarded	Term	Stream
actOUT! KW Children's Drama Workshop	\$60,200	12 months	Resilient Communities Fund
Adventure4Change	\$173,800	24 months	Resilient Communities Fund
Anishnabeg Outreach Employment and Training Inc.	\$99,200	12 months	Resilient Communities Fund
Bereaved Families of Ontario - Midwestern Region	\$140,500	24 months	Resilient Communities Fund
Canadian Arab Women Association	\$184,300	24 months	Resilient Communities Fund
Chicopee	\$200,000	24 months	Resilient Communities Fund
Chicopee	\$150,000	12 months	Capital

Coalition of Muslim Women of KW	\$152,300	24 months	Resilient Communities Fund
Crow Shield Lodge	\$38,900	12 months	Resilient Communities Fund
Drayton Entertainment	\$100,000	12 months	Capital
East Wellington Community Services Inc	\$148,600	6 months	Capital
Ed Video Media Arts Centre	\$31,300	6 months	Capital
Eden Mills Writers' Festival	\$71,000	24 months	Resilient Communities Fund
Elora Centre for the Arts	\$150,000	12 months	Capital
Extend-A-Family Waterloo Region	\$167,500	24 months	Resilient Communities Fund
FAMILY AND CHILDREN'S SERVICES OF WATERLOO REGION	\$150,000	12 months	Capital
Fergus Agricultural Society	\$149,800	6 months	Capital
Food4Kids Waterloo Region	\$32,300	6 months	Capital
Grand Watershed Trails Network	\$99,500	12 months	Resilient Communities Fund
Guelph Black Heritage Society	\$139,800	24 months	Resilient Communities Fund
Guelph Community Health Centre	\$121,500	18 months	Resilient Communities Fund
Guelph Community Health Centre	\$84,700	12 months	Capital
Guelph Neighbourhood Support Coalition	\$63,600	12 months	Resilient Communities Fund
Guelph Rowing Club	\$70,500	24 months	Resilient Communities Fund
Guelph Tool Library	\$89,500	12 months	Resilient Communities Fund
Guelph Tool Library	\$21,800	12 months	Capital
HIV/AIDS Resources and Community Health (ARCH)	\$48,800	24 months	Resilient Communities Fund
Hospice Dufferin	\$117,600	24 months	Resilient Communities Fund
Huntington Society of Canada	\$55,000	12 months	Resilient Communities Fund
Italian Canadian Club of Guelph	\$150,000	12 months	Capital
Kitchener-Waterloo Art Gallery	\$54,400	12 months	Resilient Communities Fund
Marillac Place	\$56,700	12 months	Capital
Marillac Place	\$97,100	12 months	Resilient Communities Fund
Michael House	\$103,600	24 months	Resilient Communities Fund
Mount Forest Lawn Bowling Club	\$140,600	12 months	Capital
Mulmur Township	\$150,000	12 months	Capital
Muslim Social Services Kitchener-Waterloo	\$75,000	12 months	Resilient Communities Fund
New Growth Family Centre Inc.	\$68,700	12 months	Resilient Communities Fund
Nutrition For Learning	\$82,400	12 months	Resilient Communities Fund
Preston Heights Community Group	\$52,300	6 months	Capital
Preston Lawn Bowling Club	\$15,200	12 months	Capital
rare Charitable Research Reserve	\$13,600	12 months	Capital
Royal Canadian Legion Branch 233	\$150,000	12 months	Capital
Royal City Evangelical Mission	\$139,300	12 months	Capital
Scorpions Youth Volleyball Club Inc.	\$43,500	6 months	Capital
Sexual Assault Support Centre of Waterloo Region	\$196,800	24 months	Resilient Communities Fund
Shelburne Curling Club	\$23,200	12 months	Capital
SPECTRUM	\$61,800	12 months	Resilient Communities Fund



Town of Grand Valley	\$80,000	12 months	Capital
Town of Mono	\$10,000	12 months	Resilient Communities Fund
Town of Mono	\$67,100	12 months	Capital
Townline Muslim Centre	\$143,500	12 months	Capital
Township of Wellesley	\$149,100	12 months	Capital
Up and Running Guelph	\$29,100	12 months	Resilient Communities Fund
Victim Services of Waterloo Region	\$96,500	12 months	Resilient Communities Fund
Volunteer Waterloo Region	\$86,700	12 months	Resilient Communities Fund
YMCA of Three Rivers	\$174,500	24 months	Resilient Communities Fund
Yorklands Green Hub	\$191,300	24 months	Resilient Communities Fund
YWCA Cambridge	\$199,200	24 months	Resilient Communities Fund
<b>Number of grants</b>	<b>59</b>		
<b>Sub-total</b>	<b>\$6,013,200</b>		

# Organizations supported through the Youth Opportunities Fund

Youth Innovations - Test		
Organization Name	Amount Awarded	Term
Greenway-Chaplin Community Centre - OM for Muslim Empowerment and Unity	\$284,900	3 years
Native North American Travelling College - OM for Ratitsienhanónhnha	\$300,000	3 years
Britannia Woods Community House - OM for Youth Engagement and Community Outreach	\$232,500	3 years
FoodShare Toronto - OM for Sundance Commons	\$199,200	2 years
Parkdale Queen West Community Health Centre - OM for CHEERS Mentorship Program	\$200,000	2 years
Sandwich Teen Action Group - OM for Be Original	\$100,000	1 year
Community Clothing Assistance - OM for North to South	\$300,000	3 years
VIBE Arts - OM for Habasooda	\$200,000	2 years
Sault Community Information & Career Centre Inc. - OM for Biizidun	\$100,000	1 year
The Neighbourhood Group - OM for Rise In STEM - STEM Athletics	\$300,000	3 years
Success Beyond Limits - OM for Flaunt It Movement (Community Artist Collective)	\$300,000	3 years
Taking IT Global Youth Association - OM for Dwadewayəhsta? Gayogəho:nq?	\$300,000	3 years
Jane Alliance Neighbourhood Services - OM for Rising from our Roots	\$200,000	2 years
Britannia Woods Community House - OM for Black Youth Design Hub	\$300,000	3 years
York Region Food Network - OM for EmpowerHER Stouffville: Business & Leadership Program	\$199,700	2 years
<b>Number of grants</b>	<b>15</b>	
<b>Sub-total</b>	<b>\$3,516,300</b>	

## Youth Innovations - Scale

Organization Name	Amount Awarded	Term
The Neighbourhood Group - OM for Sister's Circle TO	\$450,000	3 years
Parents of Black Children PoBC - OM for The Collective of Child Welfare Survivors	\$450,000	3 years
Elephant Thoughts Educational Outreach - OM for Generation Chos3n	\$450,000	3 years
Empowerment Squared - OM for Transitions Supportive Housing Programs	\$449,700	3 years
For Youth Initiative - OM for NOOR	\$450,000	3 years
Carolinian Canada Coalition - OM for Bkejwanong Eco-Keepers	\$450,000	3 years
TAIBU Community Health Centre - OM for Black Physicians of Tomorrow (BPT)	\$450,000	3 years
<b>Number of grants</b>	<b>7</b>	
<b>Sub-total</b>	<b>\$3,149,700</b>	

## Family Innovations – Test

Organization Name	Amount Awarded	Term
TAIBU Community Health Centre - OM for MumsFirst	\$296,500	3 years
Waabinong Head Start Family Resource Centre - OM for Indigenous For Life	\$300,000	3 years
Nepean, Rideau and Osgoode Community Resource Centre - OM for East African Parents Association	\$267,600	3 years
For Youth Initiative - OM for Kotononha	\$300,000	3 years
Empowerment Squared - OM for Guided Roots	\$297,100	3 years
Centre canadien pour l'unité de famille (CCF) - OM for LES PARENTS S'Y METTENT	\$300,000	3 years
Stolen From Africa / Volé D'Afrique - OM for The Empress Walk Initiative	\$299,100	3 years
Community Living Ontario - OM for Family Support Network for Employment FSNE	\$200,000	2 years
PEACH - OM for Parents Against Racism Simcoe County	\$296,200	3 years
<b>Number of grants</b>	<b>9</b>	
<b>Sub-total</b>	<b>\$2,556,500</b>	

## Family Innovations - Scale

Organization Name	Amount Awarded	Term
Youth Empowering Parents - OM for Black Moms Connection	\$449,700	3 years
Parents of Black Children PoBC - OM for Family Fuse	\$450,000	3 years
Sault Community Information & Career Centre Inc. - OM for ACCANO PCG	\$450,000	3 years
<b>Number of grants</b>	<b>3</b>	
<b>Sub-total</b>	<b>\$1,349,700</b>	

## System Innovations

Organization Name	Amount Awarded	Term
Bereaved Families of Ontario - Halton Peel	\$893,300	5 years
Muskoka Parry Sound Sexual Assault Services	\$1,250,000	5 years
Jane/Finch Community and Family Centre	\$500,000	2 years
Parents of Black Children PoBC	\$500,000	2 years
Kitchenuhmaykoosib Inninuwug First Nation	\$457,900	2 years
<b>Number of grants</b>	<b>5</b>	
<b>Sub-total</b>	<b>\$3,601,200</b>	

# Partnership Investments: Partnerships

2023-2024

Partnership Name	OTF Contribution
Catalytic Capital Lab	\$268,000
Coaching for Shared Measurement in the Child and Youth Sector	\$200,000
Cultural Policy Hub	\$40,000
Foundation for Black Communities (Extended Staffing Supports)	\$125,000
Impact Networks	\$120,000
Increasing Cohesion on Sector Data Initiatives	\$100,000
Indigenous Evaluation Network	\$150,000
OASIS Food Hub	In-kind
Ontario Nonprofit Network	\$200,000
Somali Together	In-kind
Transcend Fund	\$100,000
Web3 and Systems Transformation	\$100,000
Workforce Funders Collaborative	\$105,000

# Volunteers with the Ontario Trillium Foundation

## Board of Directors 2023-2024

Name	Appointed	Appointment Ends/Ended
Matthew Bondy, Board Chair	June 2021	June 2023
William (Bill) Walker, Board Chair	May 2023	June 2026
Mary Henein Thorn, Board Vice-Chair	March 2019; March 2022	June 2025
Natalka Falcomer, Granting Programs Committee Chair	December 2020; June 2023	April 2024
Manjit Khaira, Treasurer & Finance and Audit Committee Chair	May 2019; March 2022	June 2025
Stephen Staley, Corporate Governance and Policy Committee Chair	July 2019; April 2022	June 2025
Andy Blenkarn, Board Director	March 2022	June 2025
Alberta Cefis, Board Director	December 2022	June 2025
Peter Forsberg, Board Director	June 2020; June 2023	June 2026
Sherri Haigh, Board Director	May 2022	June 2025
Rod Jackson, Board Member	March 2019; March 2022	June 2025
Amber Joy Kouvalis, Board Director	October 2021	June 2024
Marta Leardi Anderson, Board Director	January 2021	June 2023
Donald MacKay, Board Director	August 2020; June 2023	June 2026
Liam McCreery, Board Director	October 2021	June 2024
Diane Mavrillac-Ross, Board Director	August 2023	June 2026
Tony Pampena, Board Director	November 2023	June 2026
Randi Ray, Board Director	December 2021	March 2024
Moshe Ronen, Board Director	October 2021	June 2024

## Grant Review Teams 2023-2024

Name	Appointed	Appointment Ends/Ended
<b>Algoma, Cochrane, Manitoulin &amp; Sudbury</b>		
Shawn Ouimet (Chair)	April 2020	April 2026
Claude Chabot	February 2023	February 2024
Mary Dawson-Cole	December 2020	February 2027
Michael Di Salle	April 2020	April 2026
Maureen Egan	February 2023	February 2027
John Febbraro	November 2023	November 2026
Andre Grandchamp	July 2020	July 2026
Cameron Grant	July 2023	July 2026
Macey Ilinitiski	June 2019	February 2025
Steve Kidd	June 2020	June 2026
Kerry Latham	April 2020	April 2026
Myles MacLeod	February 2021	March 2027
Jennifer Marenger	June 2019	February 2025
Michael O'Connor	February 2024	February 2027
Lee-Ann Pettenuzzo	February 2021	March 2027
Linda Proulx	June 2021	January 2024
Robert Reid	January 2021	March 2027
Jack Rice	January 2021	January 2024
John Rossi	April 2021	April 2024
Julie Roy-Ward	June 2021	February 2024
Robert Sinclair	June 2020	June 2023
Sean Sparling	April 2021	April 2024
Sharon Tansley	March 2020	September 2024
Magda Walker	April 2021	April 2024
Richard Wark	May 2020	February 2025
<b>Champlain</b>		
Gary Thomas (Chair)	November 2020	November 2026
Louis Beland	March 2020	September 2024
Menahem (Rabbi) Blum	June 2020	June 2023
Francois Bosse	September 2023	September 2026
Jatinder Chadha	July 2020	July 2023
Kathy Chaumont	September 2022	September 2024
George Christoff	October 2023	October 2026
Cheryl Cooper	November 2020	November 2023
Charlie Cuffari	June 2020	June 2023
Bharati Desai	October 2023	October 2026
Cathy Enright	June 2018	February 2025
Salima Ismail	June 2021	June 2024
Mischa Kaplan	November 2023	November 2026

Martin Lacelle	September 2022	May 2023
Ruth MacQueen	March 2020	November 2026
Anver Malam	November 2020	November 2026
Monique Manatch	June 2023	January 2026
Mary Mercer	January 2023	January 2026
George Nana	September 2023	September 2024
Cheryl Reid	November, 2022	November 2025
Debbie Robinson	October 2024	February 2024
Paul St-Onge	November 2022	November 2025
Kurt Stoodley	November 2020	November 2026
Doug Thompson	November 2020	November 2023
Jordon Wheeler	May 2020	May 2023

### **Durham, Haliburton, Kawartha, Pine Ridge**

David Saunders (Chair)	June 2019	February 2025
Sanga Achakzai	March 2020	September 2024
Roberto Albis	November 2020	December 2026
Stephanie Ball	September 2020	September 2026
Yvonne Chornobay	September 2020	September 2023
Benjamin Currelly	February 2020	March 2026
Kenneth Daniel	September 2023	November 2023
Alexandra Down	March 2024	March 2027
Helen Ecker	February 2022	February 2025
Savona Gangadeen	October 2019	October 2025
Terry Johnston	September 2020	September 2023
Stephen Linton	September 2023	September 2024
Patrick Malloy	February 2022	February 2025
Annie McCaughey	February 2022	February 2025
Rayon Morgan	January 2019	September 2024
Danna Munns	September 2018	September 2024
Klara Oyler	February 2022	February 2025
Cyndie Paul-Girdwood	April 2022	April 2025
David Richardson	February 2022	February 2025
Thomas Rittwage	February 2022	February 2025
Paul Rosebush	February 2022	February 2025
Elaine Sheppard	February 2022	February 2025
Charles Tobias	June 2018	February 2025
Michael Tucker	September 2020	September 2023
Thomas Wall	April 2022	April 2025

### **Essex, Kent, Lambton**

James (Don) McGugan (Chair)	August 2019	April 2025
Vidya Balachandar	September 2018	September 2024
Janet Barnes	February 2023	January 2026
David Campbell	January 2023	January 2026
Chris Case	September 2020	September 2023
Cindy Crump	January 2019	September 2024



Shawn Dass	March 2023	March 2026
Scott Duquette	March 2021	March 2024
Antoine Francis	March 2021	March 2027
Christine Greydanus	September 2020	September 2026
Tricia Khan	June 2018	February 2025
Jayne Lesperance	June 2018	February 2025
Margaret Misek-Evans	January 2023	January 2026
Judith Morris	September 2020	September 2023
Shawn Newman	August 2020	August 2026
Lutz Plotzke	May 2020	May 2026
Stephanie Rogers	March 2019	August 2023
Robert Sutton	June 2018	February 2025
Fannie Vavoulis	August 2020	August 2026
Raymond (Charles) Webb	January 2023	January 2026
Deiba Wigle	June 2023	July 2026
<b>Grand River</b>		
Richard Sterne (Chair until December 2023)	July 2019	December 2023
Justin Bester	November 2021	November 2024
Jacqui (Huszczo) Cloet	January 2019	September 2024
Melissa Collver	January 2022	January 2025
Martina Esbaugh	February 2022	February 2025
Larry Gaertner	April 2020	April 2026
Craig Grice	September 2020	September 2023
Sasha Hill	January 2022	January 2025
Robert Latta	June 2020	June 2026
Bill Leask	December 2019	September 2024
Jeff Miller	July 2020	July 2026
Chelsea Noiles	September 2019	September 2024
Teresa Percival	January 2022	January 2025
Adrienne Reddecopp	January 2022	January 2025
Keith Robicheau	May 2020	June 2026
George Santos	September 2023	September 2026
Helen Schultz	March 2019	April 2025
Bryanne Smart	September 2019	September 2024
Roderick Walker	August 2020	June 2026
<b>Grey, Bruce, Huron &amp; Perth</b>		
Sonja Glass (Chair)	June 2019	February 2025
Emma Bartz	December 2020	December 2026
Katie DeBlock Boersma	November 2020	November 2023
Tonya Haverkamp	December 2020	December 2026
Tony Jackson	March 2024	March 2027
Harold Kloeze	December 2020	December 2026
John McDougall	March 2020	May 2026
John McLeod	April 2017	May 2026
Robert (Bob) Parker	October 2021	October 2024

William Pearson	December 2020	December 2026
Sylvia Sheard	March 2020	September 2024
Charlie Tatham	April 2021	April 2027
Dave Tiffin	January 2021	January 2027
Greg Willits	March 2024	March 2027
Hugh Wilson	December 2020	December 2026
<b>Halton-Peel</b>		
Dianne Lawson (Chair)	March 2019	March 2025
Obaro Akpomena	March 2020	May 2026
Naval Bajaj	April 2022	April 2025
Taran Chahal	October 2020	September 2026
Jermaine Chambers	February 2022	February 2025
Mariano Guirguis	August 2019	November 2025
Ruchelle Heckburn	September 2022	September 2023
Robert Higgs	September 2018	January 2024
William Laidlaw	September 2020	September 2026
Nadirah Nazeer	March 2020	May 2026
Angela Panacci	February 2022	February 2025
Sarbjeeet Saini	September 2020	September 2026
Shelley Scriver	June 2018	January 2024
Jotvinder Sodhi	January 2023	January 2026
Chris Tabulski	January 2020	February 2025
Ranjan Thomas	March 2020	May 2026
Malkhaz Tsotsoriya	September 2018	August 2023
Stewart Vander Velden	September 2023	September 2024
Amanda Warren-Ritchie	June 2018	February 2025
Xinyi Zhang	September 2021	September 2024
<b>Hamilton</b>		
Carol Lazich (Chair)	October 2020	September 2026
Adam Boettger	September 2028	April 2023
Bev Ann Brown	September 2018	September 2024
Robert (Scott) Collings	October 2020	September 2026
Ian Dewaard	June 2021	June 2024
Shirley Elms	October 2020	September 2026
Hugo Gatsby	April 2020	October 2026
Ira Greenspoon	November 2020	November 2026
Ugonna Ihekwoaba	June 2021	June 2024
Loren Lieberman	October 2020	September 2023
David March	February 2021	February 2024
Dan Panagakos	November 2019	September 2023
Samidha Singhal	September 2023	September 2024
James Whelan	May 2021	May 2024
Peter Wiesner	June 2023	July 2026

## Muskoka, Nipissing, Parry Sound & Timiskaming

Patricia Arney (Chair)	March 2017	May 2026
Patricia Carr	June 2020	June 2026
Charles Cooper	May 2020	May 2026
Gordon Durnan	January 2023	October 2023
Karen Gibbons	May 2020	December 2023
Gordon Haugh	September 2023	September 2026
Angela Knight Van Shaayk	May 2020	June 2026
Chris Litschko	July 2020	July 2026
Moreen Miller	September 2020	September 2023
Lucio Pavone	June 2020	June 2026
Jean Polak	June 2020	June 2023
Sondra Read	January 2023	January 2026
Marla Tremblay	September 2019	September 2024
Lee-Ann Turner	June 2018	February 2025
Ish Van Der Russell	February 2022	February 2025
Leah Welk	December 2020	August 2023
Margaret Williams	April 2020	May 2026

## Niagara

Catherine Kuckyt (Chair)	February 2020	March 2026
Isabel Beland	January 2019	September 2024
Mike Britton	March 2021	March 2024
Diane Bubanko	June 2021	June 2024
Henry Dortmans	November 2021	November 2024
Ziad Hajifazul	November 2023	November 2026
Dennis Kowalchuk	March 2020	May 2026
Rick McIntosh	January 2019	September 2024
Jason Millington	May 2023	May 2026
George Mitges	April 2023	April 2026
Mark O'Donnell	January 2022	January 2025
Niclas Switalski	March 2021	March 2024
William Thompson	September 2021	August 2023
Bruce Timms	September 2023	September 2026
Kevin Vallier	June 2023	June 2026

## Northwestern

Trevor Fitzgerald (Chair)	September 2020	May 2026
Rita Boutette	April 2020	May 2026
Duane Cridland	April 2020	April 2023
Kim Cross	September 2018	September 2024
Filomena Gregorish	July 2020	October 2026
Edward Franko	November 2023	November 2026
Caleb Garrow-Ledoux	November 2023	November 2026
Joshua Grasely	November 2023	November 2026
Sharon Jaspers	September 2021	September 2024

Amy Kembel	November 2023	November 2026
Gillian Lunny	June 2020	June 2026
Jack McCleave Jamieson	June 2021	June 2024
Wilma Mol	January 2023	January 2026
Nicholina Schiewe	June 2019	December 2023
Suzanne Sterling	June 2017	October 2026
Ian Sutherland	September 2021	September 2024
Gordon Sweeney	September 2021	September 2024

### **Quinte, Kingston, Rideau**

Jim Pickard (Chair)	May 2019	May 2025
Tamara Baldwin	March 2021	March 2027
Sharon Balsys	March 2021	March 2024
Richard Christie	November 2023	November 2026
Kirk Corkery	January 2023	January 2026
Denise Cumming	February 2022	September 2024
Christopher Cummings	March 2024	March 2027
Rosaleen Cutler	July 2020	September 2026
Rob Dopson	March 2024	March 2027
Amy Doyle	January 2023	January 2026
Bonnie Gryce	July 2020	September 2026
Frank Hendry	September 2020	September 2023
Dale Hoard	May 2020	June 2026
Cheryl Knott	May 2019	May 2025
Gary Melnyk	November 2023	November 2026
Brigitte Muir	October 2020	September 2023
Janice Nault	September 2019	September 2024
Nancy Parks	September 2020	September 2023
Stephen (James) Pengelly	July 2020	September 2026
Michelle Podhy	November 2023	November 2026
Maryellen Price	February 2023	February 2024
Tom Russell	June 2019	April 2025
Barbara Tobin	February 2019	April 2025
Stuart Wright	September 2020	September 2023

### **Simcoe York**

Nalin De Silva (Chair)	October 2020	September 2026
Carol Bateman	May 2020	February 2025
Katherine Bawden-Cook	December 2019	September 2024
Debora Bloom-Hall	December 2019	September 2024
Heather Breckles	October 2019	November 2025
Marvin Chantler	October 2020	September 2026
Tammy Deschambault	December 2019	June 2023
Shanicka Edwards	June 2021	June 2024
Richard Farmer	September 2023	September 2026
Duncan Fletcher	October 2023	October 2026
Sarah Gill	March 2020	April 2024

Maliha Hasan	September 2023	September 2024
Doug Jure	December 2020	December 2023
Yash Kapur	February 2022	February 2025
Soobin (Christine) Lee	December 2019	November 2023
Samantha Loney	September 2023	September 2024
Gary Marshall	October 2020	September 2026
Janice McGurran	November 2021	November 2924
Ferguson Mobbs	March 2020	March 2024
Ziauddin Muhammad	February 2022	February 2025
Arezoo Najibzadeh	September 2023	September 2024
Nishant Nayak	January 2021	January 2027
Laura Parsons	December 2019	January 2024
Austin Phillips	February 2022	February 2025
Vanessa Quesnel	December 2019	September 2024
Peter Rutkauskas	November 2020	November 2026
Kenneth Simpson	December 2020	December 2026
Arlette Utton	February 2022	February 2025
Xi Wang	May 2019	May 2025
Shelley Wister-Smith	January 2020	January 2026
Bruce Yu	September 2023	September 2024

## Thames Valley

Amelia Sloan (Chair)	May 2020	May 2026
Allan Abias	March 2019	September 2024
Jennifer Albretch	September 2023	September 2026
Beth Allison	September 2023	September 2026
Michellene Beauchamp	September 2023	September 2026
Joy Bevan	April 2020	March 2023
Rachel Bipatnath	September 2023	September 2023
Alan Dale	September 2023	September 2026
Mike Lang	June 2020	April 2024
John Louis	February 2020	April 2026
Gillian Martin	May 2020	May 2026
Marcel Meyer	November 2023	November 2026
Wildred (Wilf) Riecker	May 2020	May 2026
Bill Ungar	April 2020	April 2026
Lori Van Opstal	September 2020	October 2026
Steve Walsh	April 2020	May 2026

## Toronto

Julie Hughes (Chair)	January 2020	February 2025
Huda Abuzeid	June 2021	February 2025
Andrea Adler	January 2022	January 2025
Jude Aloysius	March 2023	March 2026
Camila Arango	June 2021	June 2023
Lavannya Bahirathan	June 2023	January 2026
Olenksandr (Nathan) Bomshteyn	November 2022	November 2025

Aliyah Burey	June 2023	January 2026
Danielle Burton	March 2023	March 2026
Angelo Carnevale	May 2019	May 2025
Teresa Catalano	June 2018	February 2025
Mei Chen	March 2021	September 2024
BJ Del Conte	February 2022	February 2025
Timothy Dobson	December 2020	December 2026
Jessica Farias	September 2018	September 2024
Safaa Fateh	March 2021	September 2024
Jeffrey Gilchrist	February 2022	February 2025
Angelo Ioannides	April 2021	April 2024
Fatima Kamenge	March 2021	May 2023
Ellen Konadu	February 2023	January 2026
Sara Krynitzki	September 2022	February 2024
Valentina Latorre-Franky	September 2019	September 2024
Daniel Lee	January 2022	January 2025
Stachen Lett-Frederick	September 2022	August 2023
Duncan MacCallum	September 2018	September 2024
Peter McLeman	June 2021	June 2024
Kristen Neagle	November 2023	November 2026
Shoshana Pasternak	November 2023	November 2026
Robyn Small	March 2021	September 2024
Reena Tandon	February 2023	January 2026
Patrick Tuns	June 2021	August 2023
Karen Wood	May 2021	May 2027
Sheryl Yip	September 2022	September 2025

### **Waterloo, Wellington, Dufferin**

Brendan Wylie-Toal (Chair)	February 2018	June 2024
Joe Atherton	March 2020	September 2024
Ted Bleaney	September 2020	September 2026
Shelley Boettger	June 2019	June 2025
Brian Bourke	November 2020	November 2026
Barb Chrysler	June 2019	April 2022
Connie Cody	February 2022	February 2025
Robert Coole	June 2021	June 2024
Madison Cox	September 2020	September 2023
Vicki Dickson	September 2018	June 2022
Eugenio DiMira	March 2021	March 2024
Angela Grant	September 2018	September 2024
Doug Harkness	June 2023	July 2026
William Justason	June 2021	June 2024
Gareth Myhal	February 2023	February 2024
Luane Roberts	September 2019	September 2024
Jeffrey Thomson	July 2020	July 2026
Tracey Van Kalsbeek	March 2020	September 2024

Michael Walker	February 2020	May 2026
Andrew Wilding	May 2020	May 2026
Linda Zenser	March 2020	September 2024
Jerry Zhang	September 2021	September 2024

## YOF Grant Review Committee 2023-2024

Name	Catchment	Appointed	Appointment Ends
Dr Ruth Rodney (Chair)	Hamilton	November 2020	September 2024
Ashley Bach (Vice Chair)	Northwestern (NAN)	September 2022	September 2024
Vidya Balachandar	Windsor	November 2020	September 2024
Alisa Buckley	Durham	November 2020	September 2024
Khady Florent	Toronto	September 2022	September 2024
Meghan French	Chippewas of the Thames	September 2022	September 2024
Nicola Hankey	Ottawa	August 2023	August 2024
Charity Kobango	Toronto	November 2020	August 2023
Nicholas Kumiotis	Toronto	September 2022	September 2024
Alain Lutala	Ottawa	September 2022	April 2023
Younis Mohamed	Ottawa	November 2020	September 2024
Janice Nault	Gananoque	September 2022	April 2024
Atinuke Olajide	WWD	November 2021	September 2024
Katrina Owl	North/Eabametoong First Nation	August 2023	August 2024
Mustafa Sayedi	GTA	November 2020	September 2024
Jaclyn Wong	Peel	September 2022	August 2025
Andrea Yesno-Linklater	Algoma, Cochrane, Manitoulin & Sudbury	August 2023	August 2024

# Financial statements

2023–2024

Financial Statements of

## **ONTARIO TRILLIUM FOUNDATION**

And Independent Auditor's Report thereon

Year ended March 31, 2024





## **KPMG LLP**

Vaughan Metropolitan Centre  
100 New Park Place, Suite 1400  
Vaughan, ON L4K 0J3  
Canada  
Telephone 905 265 5900  
Fax 905 265 6390

# **INDEPENDENT AUDITOR'S REPORT**

To the Board of Directors of Ontario Trillium Foundation

## ***Opinion***

We have audited the financial statements of Ontario Trillium Foundation (the Entity), which comprise:

- the statement of financial position as at March 31, 2024
- the statement of operations for the year then ended
- the statement of changes in net assets for the year then ended
- the statement of cash flows for the year then ended
- and notes to the financial statements, including a summary of significant accounting policies

(Hereinafter referred to as the "financial statements").

In our opinion, the accompanying financial statements, present fairly, in all material respects, the financial position of the Entity as at March 31, 2024, and its results of operations and its cash flows for the year then ended in accordance with Canadian public sector accounting standards.

## ***Basis for Opinion***

We conducted our audit in accordance with Canadian generally accepted auditing standards. Our responsibilities under those standards are further described in the **"Auditor's Responsibilities for the Audit of the Financial Statements"** section of our auditor's report.

We are independent of the Entity in accordance with the ethical requirements that are relevant to our audit of the financial statements in Canada and we have fulfilled our other ethical responsibilities in accordance with these requirements.

We believe that the audit evidence we have obtained is sufficient and appropriate to provide a basis for our opinion.



## ***Responsibilities of Management and Those Charged with Governance for the Financial Statements***

Management is responsible for the preparation and fair presentation of the financial statements in accordance with Canadian public sector accounting standards, and for such internal control as management determines is necessary to enable the preparation of financial statements that are free from material misstatement, whether due to fraud or error.

In preparing the financial statements, management is responsible for assessing the Entity's ability to continue as a going concern, disclosing as applicable, matters related to going concern and using the going concern basis of accounting unless management either intends to liquidate the Entity or to cease operations, or has no realistic alternative but to do so.

Those charged with governance are responsible for overseeing the Entity's financial reporting process.

## ***Auditor's Responsibilities for the Audit of the Financial Statements***

Our objectives are to obtain reasonable assurance about whether the financial statements as a whole are free from material misstatement, whether due to fraud or error, and to issue an auditor's report that includes our opinion.

Reasonable assurance is a high level of assurance, but is not a guarantee that an audit conducted in accordance with Canadian generally accepted auditing standards will always detect a material misstatement when it exists.

Misstatements can arise from fraud or error and are considered material if, individually or in the aggregate, they could reasonably be expected to influence the economic decisions of users taken on the basis of the financial statements.

As part of an audit in accordance with Canadian generally accepted auditing standards, we exercise professional judgment and maintain professional skepticism throughout the audit.

We also:

- Identify and assess the risks of material misstatement of the financial statements, whether due to fraud or error, design and perform audit procedures responsive to those risks, and obtain audit evidence that is sufficient and appropriate to provide a basis for our opinion.

The risk of not detecting a material misstatement resulting from fraud is higher than for one resulting from error, as fraud may involve collusion, forgery, intentional omissions, misrepresentations, or the override of internal control.

- Obtain an understanding of internal control relevant to the audit in order to design audit procedures that are appropriate in the circumstances, but not for the purpose of expressing an opinion on the effectiveness of the Entity's internal control.
- Evaluate the appropriateness of accounting policies used and the reasonableness of accounting estimates and related disclosures made by management.



Page 3

- Conclude on the appropriateness of management's use of the going concern basis of accounting and, based on the audit evidence obtained, whether a material uncertainty exists related to events or conditions that may cast significant doubt on the Entity's ability to continue as a going concern. If we conclude that a material uncertainty exists, we are required to draw attention in our auditor's report to the related disclosures in the financial statements or, if such disclosures are inadequate, to modify our opinion. Our conclusions are based on the audit evidence obtained up to the date of our auditor's report. However, future events or conditions may cause the Entity to cease to continue as a going concern.
- Evaluate the overall presentation, structure and content of the financial statements, including the disclosures, and whether the financial statements represent the underlying transactions and events in a manner that achieves fair presentation.
- Communicate with those charged with governance regarding, among other matters, the planned scope and timing of the audit and significant audit findings, including any significant deficiencies in internal control that we identify during our audit.

A handwritten signature in black ink that reads 'KPMG LLP' in a cursive, slanted font. A horizontal line is drawn underneath the signature.

Chartered Professional Accountants, Licensed Public Accountants

Vaughan, Canada

June 20, 2024

# ONTARIO TRILLIUM FOUNDATION

## Statement of Financial Position

March 31, 2024, with comparative information for 2023

	2024	2023
<b>Assets</b>		
Cash	\$ 795,208	\$ 1,033,599
Accounts receivable and other	721,000	1,020,156
Investments (note 2)	107,178,299	131,804,191
Capital assets (note 3)	135,546	273,511
	<u>\$ 108,830,053</u>	<u>\$ 134,131,457</u>

## Liabilities and Net Assets

### Liabilities:

Accounts payable and accrued liabilities	\$ 2,145,818	\$ 1,848,653
Deferred contributions (note 4(a))	7,275,743	8,846,081
Grants payable (note 4(b))	96,836,450	120,864,681
	<u>106,258,011</u>	<u>131,559,415</u>


### Net assets:


Invested in capital assets	135,546	273,511
Unrestricted	2,436,496	2,298,531
	<u>2,572,042</u>	<u>2,572,042</u>

	<u>\$ 108,830,053</u>	<u>\$ 134,131,457</u>
--	-----------------------	-----------------------

See accompanying notes to financial statements.

On behalf of the Board:

  
\_\_\_\_\_  
Director

  
\_\_\_\_\_  
Director

# ONTARIO TRILLIUM FOUNDATION

## Statement of Operations

Year ended March 31, 2024, with comparative information for 2023

	2024	2023
Revenue:		
Ontario government funding (note 4(a))	\$ 122,066,038	\$ 122,644,869
Grants rescinded or recovered (note 4(a))	5,118,255	5,788,783
Investment income (note 4(a))	3,203,778	3,588,420
	<u>130,388,071</u>	<u>132,022,072</u>
Expenses:		
Program activities:		
Grants pledged (notes 4(a) and (b))	110,300,100	110,148,900
Grantmaking expenses (notes 4(a) and 5)	15,545,024	15,824,669
Agent grants paid (note 4(a))	89,800	1,070,000
Partnership grants (notes 4(a), 5 and 6)	1,594,480	2,465,599
	<u>127,529,404</u>	<u>129,509,168</u>
Support services (notes 4(a) and 5)	2,730,869	2,393,769
Amortization of capital assets	127,798	119,135
	<u>130,388,071</u>	<u>132,022,072</u>
Excess of revenue over expenses	<u>\$ -</u>	<u>\$ -</u>

See accompanying notes to financial statements.

# ONTARIO TRILLIUM FOUNDATION

## Statement of Changes in Net Assets

Year ended March 31, 2024, with comparative information for 2023

			2024	2023
	Invested in capital assets	Unrestricted	Total	Total
Net assets, beginning of year	\$ 273,511	\$ 2,298,531	\$ 2,572,042	\$ 2,572,042
Excess (deficiency) of revenue over expenses	(139,444)	139,444	–	–
Purchase of capital assets	1,479	(1,479)	–	–
Net assets, end of year	\$ 135,546	\$ 2,436,496	\$ 2,572,042	\$ 2,572,042

See accompanying notes to financial statements.

# ONTARIO TRILLIUM FOUNDATION

## Statement of Cash Flows

Year ended March 31, 2024, with comparative information for 2023

	2024	2023
Cash provided by (used in):		
Operating activities:		
Items not involving cash:		
Amortization of capital	\$ 127,798	\$ 119,135
Loss on disposal of capital assets	11,646	–
Change in non-cash operating items	(25,002,248)	(94,101,868)
	(24,862,804)	(93,982,733)
Capital activities:		
Net purchase of capital assets	(1,479)	(60,432)
Investing activities:		
Purchase of investments	(1,154,388,600)	(1,281,834,428)
Disposal of investments	1,179,014,492	1,363,367,793
	24,625,892	81,533,365
Decrease in cash	(238,391)	(12,509,800)
Cash, beginning of year	1,033,599	13,543,399
Cash, end of year	\$ 795,208	\$ 1,033,599

See accompanying notes to financial statements.

# ONTARIO TRILLIUM FOUNDATION

Notes to Financial Statements

Year ended March 31, 2024

---

Ontario Trillium Foundation (the "Foundation" or "OTF"), an agency of the Ministry of Tourism, Culture and Sports ("MTCS"), is financially supported by the Ontario government. OTF began operations as an arm's-length agency of the Ontario government on August 23, 1982 and was incorporated without share capital under the laws of Ontario under letters patent dated November 17, 1982. The mission of OTF is to build healthy and vibrant communities throughout Ontario by investing in community-based initiatives and strengthening the impact of Ontario's non-profit sector.

Government funding is subject to Memoranda of Understanding that define how the funds must be invested and distributed.

## 1. Significant accounting policies:

The financial statements have been prepared by management in accordance with Canadian public sector accounting standards, including the 4200 standards for government not-for-profit organizations.

### (a) Revenue recognition:

OTF follows the deferral method of accounting for contributions, which includes government funding. Unrestricted contributions are recognized as revenue when received or receivable if the amount to be received can be reasonably estimated and collection is reasonably assured. Externally restricted contributions are deferred and recognized as revenue in the year in which the related expenses are incurred.

Investment income is recorded on accrual basis.

### (b) Financial instruments:

Financial instruments are recorded at fair value on initial recognition. All other financial instruments are subsequently recorded at cost or amortized cost unless management has elected to carry the instruments at fair value. The Foundation has not elected to carry any such financial instruments at fair value.

Financial instruments are adjusted by transaction amortized costs incurred on acquisition and financing costs, which are amortized using the effective interest rate method.

All financial assets are assessed for impairment on an annual basis. When a decline is determined to be other than temporary, the amount of the loss is reported in the statement of operations.



# ONTARIO TRILLIUM FOUNDATION

Notes to Financial Statements (continued)

Year ended March 31, 2024

---

## 1. Significant accounting policies (continued):

As financial instruments are recorded at cost or amortized costs, a statement of remeasurement of gains and losses has not been included.

### (c) Grants:

Grants awarded by the Foundation are recorded as grants pledged expenses in the year that the Foundation approves the grant.

Grants awarded by third party organizations for which the Foundation acts as an administrative agent are recorded as agent grant payments when payments are issued.

### (d) Allocation of support services expenses:

The Foundation classifies expenses on the statement of operations by function. The Foundation allocates certain costs by identifying the appropriate basis of allocating and applying that basis consistently each year. The Foundation allocates its support services expenses proportionately on a per capita basis.

### (e) Capital assets:

Capital assets are recorded at cost less accumulated amortization. Amortization is provided on a straight-line basis over the following periods:

---

Furniture and fixtures	5 years
Computer hardware	4 years
Computer software	3 years

---

### (f) Use of estimates:

The preparation of financial statements requires management to make estimates and assumptions that affect the reported amounts of assets and liabilities and disclosure of contingent assets and liabilities at the date of the financial statements and the reported amounts of revenue and expenses during the year. Items subject to estimates and assumptions include the allocation of expenses. Actual results could differ from those estimates.

# ONTARIO TRILLIUM FOUNDATION

Notes to Financial Statements (continued)

Year ended March 31, 2024

## 2. Investments:

	2024	2023
Short-term investments	\$ 32,605,485	\$ 57,276,373
Laddered bond portfolio	74,572,814	74,527,818
	<u>\$ 107,178,299</u>	<u>\$ 131,804,191</u>

All investments, excluding the laddered bond portfolio, are in cash or cash equivalents, or in fixed income securities and mature within the next 11 months (2023 - 43 months). These fixed income investments bear interest from 4.500% to 5.180% (2023 - 4.419% to 4.80%).

In OTF's laddered bond portfolio, all bond investments are in fixed income securities and have maturity dates between 3 months and 3 years (2023 - 2 months and 3 years). These investments bear interest from 0.738% to 4.558% (2023 - 0.546 % to 3.867%).

The Ontario Financing Authority acts as OTF's investment manager under an investment management agreement that adheres to OTF's policies and procedures governing risk and also includes additional risk concern measures.

All investments purchased starting April 1, 2019 are recorded at cost. Investments purchased prior to April 1, 2019 are recorded at amortized cost.

## 3. Capital assets:

			2024	2023
	Cost	Accumulated amortization	Net book value	Net book value
Furniture and fixtures	\$ –	\$ –	\$ –	\$ 26,629
Computer hardware	384,293	273,386	110,907	208,804
Computer software	267,249	242,610	24,639	38,078
	<u>\$ 651,542</u>	<u>\$ 515,996</u>	<u>\$ 135,546</u>	<u>\$ 273,511</u>

# ONTARIO TRILLIUM FOUNDATION

Notes to Financial Statements (continued)

Year ended March 31, 2024

## 4. Deferred contributions and grants payable:

- (a) Deferred contributions represent funding received from Ministries that has not yet been pledged as grants or spent on operations. These funds are restricted until grants are approved by the Board of Directors and pledged to third parties, and payments are made or until operating expenditures are made. OTF has controls in place to ensure that the restrictions on grant pledges are met prior to utilization of these funds.

					2024	2023
	General operations	Youth Opportunities Fund	Employment and Social Development Canada	Community Building Fund	Total	Total
Deferred contributions, beginning of year	\$ 6,688,177	\$ 629,418	\$ –	\$ 1,528,486	\$ 8,846,081	\$ 13,164,732
Funding received or receivable:						
Ministry of Tourism, Culture and Sports	103,557,000	–	–	–	103,557,000	103,557,000
Ministry of Children, Community and Social Services	–	16,846,700	–	–	16,846,700	15,247,426
Employment and Social Development Canada	–	–	92,000	–	92,000	657,500
Funding reimbursed:						
Ministry of Children, Community and Social Services	–	–	–	–	–	(1,135,708)
	103,557,000	16,846,700	92,000	–	120,495,700	118,326,218
Investment income recorded as revenue	2,902,328	301,450	–	–	3,203,778	3,588,420
Grants pledged	(96,126,700)	(14,173,400)	–	–	(110,300,100)	(110,148,900)
Agent grants paid	–	–	–	(89,800)	(89,800)	(1,070,000)
Grantmaking expenses	(11,726,220)	(3,426,158)	(5,520)	(387,126)	(15,545,024)	(15,824,669)
Support services	(2,730,869)	–	–	–	(2,730,869)	(2,393,769)
Amortization	(126,679)	(1,119)	–	–	(127,798)	(119,135)
Partnership grants	(1,508,000)	–	(86,480)	–	(1,594,480)	(2,465,599)
Grants rescinded or recovered	3,378,655	674,300	–	1,065,300	5,118,255	5,788,783
Amounts recognized as Ontario government funding	(105,937,485)	(16,624,927)	(92,000)	588,374	(122,066,038)	(122,644,869)
Change during the year	(2,380,485)	221,773	–	588,374	(1,570,338)	(4,318,651)
Deferred contributions, end of year	\$ 4,307,692	\$ 851,191	\$ –	\$ 2,116,860	\$ 7,275,743	\$ 8,846,081

# ONTARIO TRILLIUM FOUNDATION

Notes to Financial Statements (continued)

Year ended March 31, 2024

---

## 4. Deferred contributions and grants payable (continued):

Youth Opportunities Fund:

On November 7, 2013, the Foundation signed an agreement with the Ministry of Children and Youth Services ("MCYS") to administer the Youth Opportunities Fund ("YOF") to provide grants for community-based and positive youth development projects that improve conditions for youth who face multiple barriers to positive outcomes in the Greater Toronto Area.

Community Building Fund:

On February 11, 2021, the Foundation signed an agreement with MTCS to administer the Community Building Fund Program. The total funding received from MTCS was \$105,000,000. The purpose of the program was to provide recovery support to municipalities, Indigenous communities and non-profit organizations in the heritage, sport and recreation, tourism, and culture sectors impacted by COVID-19. The program was a time-limited, application-based program that will provide funding to eligible organizations through three funding streams: (i) Operating Funding; (ii) Capital Funding; and (iii) Strategic Initiatives. Operating Funding provided emergency operating relief. Capital Funding supported investments in infrastructure repairs, rehabilitation and renovation, in order to meet public health protocols and local community needs. Strategic Initiative Grants were approved by the MTCS for organizations that required more than the maximum program threshold and/or did not meet program parameters.

Employment and Social Development Canada: Investment Readiness Program:

On March 25, 2022, the Foundation signed an agreement with Employment and Social Development Canada ("ESDC") to administer the Social Innovation and Social Finance Strategy: Investment Readiness Program. The purpose of the program was to support social purpose organizations to improve their capacity and ability to participate in the social finance market, access new investment opportunities, and move along the investment readiness continuum. The program ended March 31, 2024.

# ONTARIO TRILLIUM FOUNDATION

Notes to Financial Statements (continued)

Year ended March 31, 2024

## 4. Deferred contributions and grants payable (continued):

(b) Once OTF pledges grants for distribution, the grants are recorded as grants payable. Grants pledged and not yet distributed are payable, subject to the receipt of funds by OTF and to certain performance conditions placed on the recipients. The continuity of Community Investment grants payable is as follows:

	2024	2023
Grants pledged	\$ 110,300,100	\$ 110,148,900
Grants rescinded	(3,744,000)	(4,291,900)
Grants paid	(130,106,200)	(194,959,700)
	(23,550,100)	(89,102,700)
Grants payable, beginning of year	119,477,800	208,580,500
Grants payable, end of year	\$ 95,927,700	\$ 119,477,800

Grants are payable to various organizations in the fiscal years ending March 31 as follows:

2025	\$ 65,068,400
2026	21,629,260
2027	7,338,340
2028	1,528,000
2029	338,700
Thereafter	25,000
	\$ 95,927,700

Included in grants payable is \$908,750 (2023 - \$1,386,881) relating to partnership grants.

## 5. Allocation of expenses:

The Foundation allocates certain of its support services expenses based on the proportion of the total staff directly involved with grantmaking and partnership grants. The following percentages were used to calculate the allocation: grantmaking: 56.24% (2023 - 55.28%) and partnership grants: 0.78% (2023 - 0.75%).

Support services reported in the statement of operations of \$2,730,869 (2023 - \$2,393,769) are reported after allocation of \$3,576,327 (2023 - \$3,384,036) to grantmaking expenses and \$41,971 (2023 - \$37,809) to partnership grants.

# ONTARIO TRILLIUM FOUNDATION

Notes to Financial Statements (continued)

Year ended March 31, 2024

---

## 6. Partnership grants:

Partnership grants are grants to non-profit organizations that perform activities such as research and development, convening, knowledge sharing, capacity building and providing technical assistance to the sector. These partnerships are innovative in nature and their objective is to maximize impact across the sector and the province. Grants are issued in accordance with OTF's Partnership Investment Policy introduced in 2021.

## 7. Indemnification of officers and directors:

OTF has indemnified its past, present and future directors, officers, employees and volunteers against expenses (including legal expenses), judgments, and any amount actually or reasonably incurred by them in connection with any action, suit or proceeding in which the directors are used as a result of their service, if they acted honestly and in good faith with a view to the best interests of OTF. The nature of the indemnity prevents OTF from reasonably estimating the maximum exposure. OTF has purchased directors' and officers' liability insurance with respect to this indemnification.

## 8. Financial risks:

### (a) Liquidity risk:

Liquidity risk is the risk that the Foundation will be unable to fulfill its obligations on a timely basis or at a reasonable cost. The Foundation manages its liquidity risk by monitoring its operating requirements. The Foundation prepares budget and cash forecasts to ensure it has sufficient funds to fulfill its obligations.

Accounts payable and accrued liabilities are generally due within 60 days of receipt of an invoice.

### (b) Market risk:

Market risk is the risk that changes in market prices, such as foreign exchange rates or interest rates, will affect the Foundation's income or the value of its holdings of financial instruments. The objective of market risk management is to control market risk exposures within acceptable parameters while optimizing return on investment.

# ONTARIO TRILLIUM FOUNDATION

Notes to Financial Statements (continued)

Year ended March 31, 2024

---

## 8. Financial risks (continued):

### (c) Interest rate risk:

Interest rate risk is the risk that the fair value of future cash flows or a financial instrument will fluctuate because of changes in the market interest rates.

Financial assets and financial liabilities with variable interest rates expose the Foundation to cash flow interest rate risk. The Foundation is exposed to this risk through its investments.

As at March 31, 2024, had prevailing interest rates increased or decreased by 1%, assuming a parallel shift in the yield curve, with all other variables held constant, the estimated impact on the market value of bonds would approximate \$910,000.

The Foundation's investments are disclosed in note 2.

There have been no significant changes to the risk exposures from 2023.