

# ONTARIO TRILLIUM FOUNDATION 2015 | 2016 ANNUAL REPORT

Building Healthy And Vibrant Communities



CONNECTED  
ACTIVE  
PROMISING YOUNG  
PEOPLE  
GREEN  
INSPIRED  
PROSPEROUS



Ontario  
Trillium  
Foundation



Fondation  
Trillium  
de l'Ontario

An agency of the Government of Ontario  
Un organisme du gouvernement de l'Ontario



July 29, 2016

The Honourable Eleanor McMahon  
Minister of Tourism, Culture and Sport  
9th Floor, Hearst Block  
900 Bay Street  
Toronto, Ontario M7A 2E1

Dear Minister McMahon,

On behalf of the Board of Directors of the Ontario Trillium Foundation (OTF), I am pleased to submit our Annual Report for the fiscal year 2015-2016.

In this report you will find a brief summary that highlights the goals achieved by the Foundation. Also included is a list of grants made and our audited financial statements.

The Foundation is committed to building healthy and vibrant communities across Ontario through community-based initiatives that strengthen the capacity of the voluntary sector. We are grateful for the government's trust and for the annual funding as it has allowed us to continue to have a breadth of impact in communities across the province.

Our volunteer Board of Directors and Grant Review Teams, supported by a dedicated and knowledgeable professional staff, continue to provide outstanding leadership. We share a collective pride in the Foundation's successes, as described in this report.

We value the effective working relationship OTF has with your ministry, and we look forward to continuing our important work together.

Sincerely,



Janet Yale  
Chair of the Board

## TABLE OF CONTENTS

●	Message from the Chair, Janet Yale .....	5
●	Message from the Chief Executive Officer, Andrea Cohen Barrack .....	7
●	<b>ACCOUNTABILITY, IMPACT AND ORGANIZATIONAL EFFECTIVENESS</b>	
●	Review of 2015-2016 Achievements .....	9
●	Mission and Values .....	14
●	Investment Strategy .....	15
	<b>BUILDING HEALTHY AND VIBRANT COMMUNITIES</b>	
	Granting Activities .....	19
	Grants Summary .....	20
	Community Grants .....	21
	Algoma, Cochrane, Manitoulin, Sudbury .....	21
	Champlain .....	22
	Durham, Haliburton, Kawartha, Pine Ridge .....	24
	Essex, Kent, Lambton .....	26
	Grand River .....	27
	Grey, Bruce, Huron, Perth .....	28
	Halton-Peel .....	29
	Hamilton .....	31
	Muskoka, Nipissing, Parry Sound, Timiskaming .....	32
	Niagara .....	33
	Northwestern .....	34
	Quinte, Kingston, Rideau .....	35
	Simcoe-York .....	37
	Thames Valley .....	39
	Toronto .....	40
	Waterloo, Wellington, Dufferin .....	43
	Collective Impact .....	44
	Ontario Grants .....	45
	Youth Opportunities Fund .....	48
	Youth Opportunities Fund Granting Summary .....	51
	<b>PARTNERS IN SERVING ONTARIO</b>	
	Board of Directors .....	52
	Grant Review Team Members .....	53
	<b>FINANCIAL REPORT</b>	
	Report on Financial Performance .....	61
	Auditor's Report .....	62
	Statement of Financial Position .....	65
	Statement of Operations .....	66
	Statement of Changes in Net Assets .....	67
	Statement of Cash Flows .....	68
	Notes to Financial Statements .....	69

## MESSAGE FROM THE CHAIR, JANET YALE

- I am thrilled to be the new Chair of the Board of Directors of the Ontario
- Trillium Foundation (OTF) as I have always enjoyed working with my fellow
- Board Members, the grant review volunteers, OTF senior leadership team,
- and the community organizations. It is an honour to follow in the footsteps
- of Dr. Dev Sainani, who stepped down in June 2015 after four highly
- successful years.

This has been a very dynamic year for OTF with the operationalization of our new Investment Strategy, which focuses on generating the greatest impact with our granting budget, through an evidence-based approach.

The Investments Summary Reports prepared for this fiscal year ([cycle 1](#) and [cycle 2](#)) show that the granting decisions reflect a good internal understanding and application of the new investment strategy by both granting staff and grant review team members.

Throughout this year, OTF has demonstrated its leadership in both the public benefit sector and amongst provincial agencies. We became Canada's first grantmaker to join the open data movement and we continue to be a leader in open government, by making the analysis of our grantmaking publicly available. We have also taken multiple initiatives to foster knowledge sharing, transparency and accountability.

In June 2015, OTF joined the organizations and foundations that signed the Philanthropic Community's [Declaration of Reconciliation for Action](#) with First Nations, Métis, and Inuit peoples in Canada. The declaration aims to bring Indigenous and non-Indigenous people together to support healing and reconciliation for future generations. As part of this commitment, we began to acknowledge at our public in-person information sessions that we are all on First Nations' lands. In March 2016, we were also involved in the working group of the Counselling Foundation of Canada to discuss how funders can build their capacity and learning on issues of reconciliation.

In 2015 -2016, OTF continued to be a grantmaker of choice. We entered into a formal agreement with the Poverty Reduction Strategy Office to partner in the administration of grants under the province's new Local Poverty Reduction Fund with \$50 million over six years. As part of the provincial budget, the Ministry of Children and Youth Services expanded the Youth Opportunities Fund by \$3 million (for program budget of \$8 million). This resulted in an expansion of the program to communities across Ontario. The ministry's decision is a strong indication of the success of the program OTF has been delivering for the past two years.

This year we have worked closely with all our volunteers to make sure that they are engaged and supported throughout the implementation of the new Investment Strategy and able to use their skills and expertise to best advantage.



*Janet Yale*

In 2015-2016, the Foundation invested \$101,817,500 in 659 grants to charitable and nonprofit organizations in our six [Action Areas](#) across the province:

- We supported \$16,102,600 in grants that will assist more than 100,000 people to live more active lifestyles
- We contributed \$18,365,800 in grants that will build inclusive and engaged communities for close to 50,000 people
- We dedicated \$11,172,200 in grants that will encourage over 275,000 people to support a healthy and sustainable environment
- We invested \$15,928,400 in grants to enrich the lives of about 1 million people through arts, culture and heritage
- We contributed \$22,497,800 to support the positive development of close to 1 million of Ontario's children and youth
- We contributed \$17,750,700 to enhance the economic wellbeing of close to 300,000 people

On March 23, 2016, the Board of Directors took the difficult decision to suspend our capital investment stream for 2016-2017, following the release of the government's expenditure estimates, which indicated a \$25 million decrease to the OTF budget allocation to \$90 million. At the same time, the government of Ontario dedicated \$25 million to a one-time community capital program to celebrate Canada's sesquicentennial that OTF will administer. We look forward to taking on this new challenge because it will allow us to support the type of investments that we, as a major grantmaker in Ontario, believe are essential to building vibrant healthy communities.

This is a dynamic period for OTF, and I am grateful to the volunteer Board of Directors, the Grant Review Team members and the staff who have worked hard this year and contributed to ground-breaking successes. As Chair of the Board, I look forward to helping the Foundation continue its important work and to ensuring its success. Building strong, healthy communities is a team effort and I am honoured to be part of this important endeavor.



Janet Yale,  
Chair of the Board

## MESSAGE FROM THE CHIEF EXECUTIVE OFFICER, ANDREA COHEN BARRACK

- This fiscal year was another busy and very productive year for the Ontario Trillium Foundation (OTF) as we successfully delivered the first cycle of granting under our new Investment Strategy.
- On May 5, 2015, after an intense period of planning and initial participation in over 200 outreach sessions in communities across the province, we publicly launched the strategy, along with a new online granting system that went live on July 22.

The implementation of our new Investment Strategy required an “all hands on deck” approach over the summer. We experienced the highest demand rate in our history at a time when all of the systems and processes were not only new to our applicants and the sector, they were also new to our staff.

For the first cycle of grants, we received over 1,432 applications requesting \$271M. A total of 326 grants valued at \$53.5M were approved by the Board. For the second cycle of grants, we received 1,438 applications requesting \$261M. A total of 314 grants valued at \$48.0M were approved by the Board.

These grants this year will impact more than 2.8 million Ontarians and improve more than 580 programs over the next one to three years. OTF's investments in capital grants this year has allowed for continued investment in infrastructure improvement that we expect will result in more than 1 million square feet of new or renovated facilities over the next 12 to 15 months.

This year, we also celebrated two cycles of grants under [our Collective Impact](#) stream. A total of 19 projects were funded for \$396,462. We know this is just the start of building a pipeline of projects that can address complex, systemic issues.

Knowledge management is a critical component of OTF's new strategy in order to drive change in Ontario communities through our focus on six Action Areas. To support this goal, we put in place a new knowledge management strategy and began work on an online Knowledge Centre for OTF volunteers, staff and our partners in the public benefit sector. To launch later in 2016, this centre will foster learning, capacity building, and advance outcomes-based funding and evaluation.

In compliance with the Government of Ontario's “open by default” [Open Data Directive](#), on August 13, 2015, we became Canada's first grantmaker to make our data publically available. We released the grant data in an open, raw, machine readable format that will give organizations, researchers and policy-makers easier access for greater and more reliable cross-comparisons of data. We believe that over time this will encourage improved policy-making and innovation across the sector.

We also implemented an integrated business intelligence plan that will enable:

- Better informed evidence-based decision-making for our business operations
- Enhanced strategic and operational reporting to measure impact through the integration of multiple data points and information from a variety of sources

As part of OTF's commitment to transparency and accountability, we hired a privacy and freedom of information analyst to ready the organization for compliance in 2016 with the Freedom of Information and Protection of Privacy Act (FIPPA).



*Andrea Cohen Barrack*

This has also been a year of growth for OTF's provincial programs. The Youth Opportunity Fund expanded to be a province-wide initiative, and we undertook the administration of the Local Poverty Reduction Fund (LPRF) on behalf of the Government of Ontario. OTF also assumed responsibility for the management of 41 LPRF grants approved in year one of the program, which will allocate \$50 million over six years to support poverty reduction initiatives Ontario-wide.

In June 2015, the OTF Board approved the Services to the Community program, a new approach to providing capacity-building supports to the public benefit sector. In so doing, the Foundation joins many leading foundations that provide "assistance beyond the grant" to enhance the success of their grantmaking strategies.

The new approach addresses key findings from the recent Applicant and Grantee Perception Reports conducted for OTF by the Centre for Effective Philanthropy. OTF will now allocate a maximum of 1.5% of total expenditures to this program, which began with 1% or \$1.2M this fiscal year. The priorities have been to provide capacity-building in the area of program evaluation, and promote greater understanding and implementation of collective impact initiatives in Ontario.

2015-2016 has also been a year of learning for OTF. Our new granting model allows us to gather powerful data about our communities in Ontario, through the lens of each of our six Action Areas. These types of results, combined with our strong commitment to our learning agenda and the results we gather from our volunteers, grantees and applicants, will mean OTF can be responsive to those supports and strategies we need to put in place in order that our investment strategy yield the results for which it was designed.

We completed an employee engagement survey – amidst almost two years of change – and the results were very positive. Our staff engagement is up significantly and our organizational vision is a key driver of this positive engagement. Teamwork remains a key strength in OTF.

I would like to commend our skilled and passionate staff team for the work they do on behalf of the Foundation and the public benefit sector in Ontario. I thank them for their hard work, and gratefully acknowledge their commitment and resilience in a year of considerable change.

One of our great strengths continues to be that we support local volunteer decision-making through our Grant Review Teams. I wish to acknowledge the expertise and the ongoing commitment of our volunteers across the province.

I extend a personal thank you to our Chair, Janet Yale, and the Board of Directors, for their continued guidance and leadership.

I am honoured to be part of an organization that impacts so many communities across Ontario.



Andrea Cohen Barrack,  
Chief Executive Officer  
Ontario Trillium Foundation



## ACCOUNTABILITY, IMPACT AND ORGANIZATIONAL EFFECTIVENESS

The Ontario Trillium Foundation Business Plan for the year covered four major performance goals, each with supporting objectives. The following summarizes the organization's achievements relative to those goals and objectives.

ONTARIO TRILLIUM  
FOUNDATION REVIEW  
OF 2015 | 2016  
ACHIEVEMENTS

### ● **GOAL 1: BRING VALUE TO OUR STAKEHOLDERS**

#### ● **Objective 1: Catalyze social innovation and systems change**

##### ● **Achievements included:**

- Advanced the use of open data and shared measurement approaches among other funders and the public benefit sector. As a leader in the open data realm in Canada, we continue to exceed the requirements of the Open Data Directive. We launched an Open Data portal and planning is underway for an Open Data virtual community of practice.
- Continued to facilitate growth in the social innovation and social finance fields, including potential partnerships in payment-for-outcomes initiatives such as social impact bonds. OTF was an active participant on the Social Enterprise Advisory Group and its subject-specific roundtables, convened by the Ministry of Economic Development, Employment and Infrastructure to inform the development of a new social enterprise strategy for the province.

#### **Objective 2: Deliver high-value and accountable investments of public funds**

##### **Achievements included:**

- Invested in grants with the highest community impact for dollars expended. The OTF Board approved 659 high-impact investments totalling nearly \$102 million, impacting 2.8 million Ontarians, and resulting in 1.1 million square feet of new and renovated capital spaces.

- Continued to enhance OTF's quality assurance, risk management, and monitoring policies and practices, including internal audit activities. The 2015-2016 targets for the auditing of both grantees and internal processes (10% of grants) were met.
- Made investments in six Action Areas aligned with indicators from the Canadian Index of Wellbeing. Distribution of grants in the Capital Seed and Grow streams, across Action Areas, was as follows: 115 grants in Active People, 123 in Inspired People, 149 in Connected People, 65 in Green People, 85 in Prosperous People, and 103 in Promising Young People.
- Met overall organizational targets. For the 2015-2016 fiscal year, 659 grants totalling \$101,817,500 were made under the Foundation's Community, Ontario Fund, and Collective Impact programs. As well, under the Youth Opportunities Fund, the OTF Board approved 31 grants totalling \$7,751,500, bringing the total grants approved to \$109,569,000.

#### **Objective 3: Support grantees to amplify their impact**

##### **Achievements included:**

- Implemented streamlined granting programs, with application, decision-making, and monitoring processes aligned with the purpose, size, and duration of the investment. Applications and processes for assessment and monitoring for each stream – Capital, Seed Grow and Collective Impact – were simplified and

# 2.8

*million Ontarians  
impacted by  
investments  
totalling nearly  
\$102 million*



# 659

grants totaling \$101,817,500 made under the Foundation's Community, Ontario Fund and Collective Impact programs

**Continued to exceed the requirements of the Open Data Directive**

**Catalyzed social innovation and systems change**

tailored based on the purpose, size, and duration of investments in each stream. Capital and Seed streams were designed to take less effort and time overall, due to the smaller request amounts and shorter grant durations. The Grow process requires more effort, as requests in this investment stream carry increased risk and are larger in size and longer in duration. The Collective Impact stream incorporated simplified application and assessment processes for low dollar value, low risk, and short-term funding requests, while larger, longer term requests required more in-depth, high-touch processes.

- Dedicated increased time to providing grantees with support that will help them to be successful. Operationalization of the new outcomes-based Investment Strategy rebalanced staff efforts from an emphasis on connecting with applicants during assessment to an emphasis on working with, and supporting, successful grantees.
- Provided effective communications, outreach, and customer support to

ensure effective access to OTF granting programs. OTF hosted more than 250 information sessions between April and November 2015, reaching out to more than 10,000 people via in-person presentations and webinars. In the second half of the fiscal year, outreach focused on tips on how to improve applications based on the learning from the first granting cycle. A dedicated support centre was established to answer enquiries about registering and applying for funds, and to process organization registrations.

- Introduced a new results measurement framework and related tools to enable grantees to better demonstrate the results of their impact in communities. We are now able to tell the story of our planned and actual impact across all Action Areas and streams, and all information is posted in the Open Data portal. We partnered with Forum, a global leader in research, to administer pre- and post- evaluation standardized surveys for Grow grants.

## ● **GOAL 2: MAXIMIZE OUR FINANCIAL RESOURCES**

- **Objective 1: Invest in a balanced portfolio of grants for immediate and long-term positive change**

### **Achievements included:**

- Implemented and refined a balanced portfolio of investments based on four clearly differentiated funding streams – Capital, Seed, Grow, and Collective Impact. The year's stream distribution

for the year was: 15% Capital, 13% Seed and 72% Grow, with 77% GRT grants and 22% Ontario Fund grants (plus 0.4% in Collective Impact grants).

- Supported volunteer Grant Review Teams to effectively manage the distribution of investments in their catchment areas, based on the balanced portfolio approach and the

unique needs of their communities. A variety of training sessions and learning opportunities were held to support volunteer knowledge of the Investment Strategy and new granting system.

- Monitoring and reporting on the distribution of investments across the province through the four new streams is now standard practice as a result of the new granting methodology that embeds a best-in-class outcomes-based approach and data architecture in the OTF granting processes and system.

**Objective 2: Leverage our resources through partnerships**

**Achievements included:**

- Continued to pursue social investment partnerships based on the Board-approved framework.
- Identified and pursued opportunities to co-fund projects and initiatives with other funders, including private sector partners. OTF convened groups sharing common interests in the areas of high school completion and youth unemployment rates.

- Continued to investigate appropriate mechanisms to manage and disburse funds contributed by other funders.

**Objective 3: Align resources with grant results that lead to Priority Outcomes**

**Achievements included:**

- Implemented the new investment framework based on 12 Priority Outcomes, supporting six Action Areas. Grant results and appropriate metrics were identified for each of the 12 Priority Outcomes, taking into account streams and Action Areas.
- Supported grantees to effectively measure their grant results in alignment with OTF Priority Outcomes. Planning work began towards launching a virtual community of practice to engage with the sector around measurement and evaluation. Evaluation Cafés and Twitter chats were held as capacity-building outreach activities.
- Monitored and reported on the alignment of investments across the province with Board-approved Priority Outcomes.



**GOAL 3: ENHANCE LEARNING AND GROWTH**

**Objective 1: Create, use, and share knowledge**

**Achievements included:**

- Developed a knowledge base grounded in current research into the six Action Areas in OTF's Investment Strategy, as well as in OTF's experience in grantmaking, to support more effective investment of public funds.
- Expanded the OTF Learning Centre that supports internal and external knowledge mobilization.
- Developed and implemented Phase 1 of the revised Knowledge Management Strategy, including an e-learning platform and tools, and an on-line knowledge base resource for staff.

- Partnered with the Ontario Telemedicine Network to leverage Ontario's existing investment in a virtual collaboration infrastructure to deliver on OTF's Knowledge Management Strategy with eLearning modules for staff and volunteers.

**Objective 2: Build a high-performance culture with our staff and volunteers**

**Achievements included:**

- Implemented a new performance-management system which includes professional growth considerations.
- Continued to support the Volunteer and Employee Engagement Advisory Groups, and implemented the



Created, used and shared knowledge

Implemented a more aggressive outreach strategy

recommendations of both. The Volunteer Engagement Advisory Group helped develop the Volunteer Engagement and Learning Plan that incorporated several of their recommendations on how to maintain and enhance volunteer engagement.

- Monitored compensation trends to ensure employees are rewarded appropriately.
- Implemented a Human Resources Information System (HRIS) to enable leading practices in HR, including recruitment, performance management, and absenteeism management.
- Continued to centralize and formalize internal communications practices to sustain and support staff and volunteer engagement. The launch of a new Intranet has proved a more engaging way of communicating internally.

### Objective 3: Tell the story of our impact

#### Achievements included:

- Enhanced communications strategies by adopting an integrated digital communications approach. This included increased use of staff memos, webinars, screencasts, and a master slide library to ensure consistency of messaging across the Foundation for outreach activities. Externally OTF increased its social media presence, holding monthly Twitter chats to engage stakeholders.
- Implemented a more aggressive outreach strategy, including a province-wide campaign to promote ReDesign2015. Webinars were regularly used as a way to interact with applicants who cannot attend in-person sessions. OTF's first ad campaign in recent years – promoting the March Organization Registration deadline – reached almost 400,000 people, mostly via 8,700 Facebook clicks and shares. The dedicated web link received more than 7,900 clicks.
- Increased cross-promotional partnerships with conferences, special events, and other engagement opportunities. The growth in external partnerships contributed to the positive brand of the Foundation. The Youth Opportunities Fund and partnerships with the W. Garfield Weston Foundation, Glencore, and the Toronto Pan Am and Para Pan American Games provided great opportunities for additional media exposure and communications opportunities.
- Promoted positive media coverage of the province's investments made through OTF and of the work of our grantees. Nearly 100% of the media mentions of OTF in 2015-2016 were positive or neutral, consistent with previous years.

Supported consistent implementation across OTF's 16 catchment areas

## ● GOAL 4: IMPLEMENT EFFECTIVE ORGANIZATIONAL PRACTICES

### ● Objective 1: Ensure simplified, fair, and transparent granting practices

#### ● Achievements included:

- Introduced new grant application, assessment, monitoring, and reporting processes to support four new investment streams. ReDesign2015 was successfully implemented, with revamped business practices designed to align with the new Investment Strategy, and an underlying principle of ensuring a simplified experience grounded in fairness and transparency. The application form, assessment procedures, and monitoring steps all support outcomes-based investing through a streamed approach.

- Supported consistent implementation across OTF's 16 catchment areas. Numerous and ongoing training sessions and learning opportunities were provided to staff and volunteers across the province for various aspects of the strategy and new system. A Transition Team was put in place to ensure that a comprehensive approach was taken to all system or process additions and adjustments in order to maintain consistency.
- Ensured the new processes made the rationale for OTF funding decisions more transparent and defensible. This is accomplished through various means:
  - The criteria used to assess grants are posted on otf.ca and shared with potential applicants at outreach sessions.
  - Conflicts of Interest are declared in the online granting system at any point of the review phase that a conflict is recognized.
  - Scoring of each application is completed inside the granting portal individually by staff and volunteers. Validations ensure scoring is completed on time and as required. Application assessments are completed based on answers provided to application questions, with no additional communication with the applicant.
  - The granting portal automatically generates ranking reports for each stream within each catchment, to inform final Grant Review Team recommendations. Strong rationales must be documented for any changes to the ranking report.

## Objective 2: Enable timely and informed decisions

### Achievements included:

- The development of Phase 1 of a Business Intelligence strategy to begin to integrate OTF's rich data sources with knowledge management and CRM was delayed due to staffing changes and budget uncertainties.
- A new information management strategy and systems to support more effective sharing and use of OTF data and related knowledge assets is now in its second year.
- Re-aligned internal resources to enable easier access to and use of accurate and reliable information resources.

## Objective 3: Measure and evaluate to demonstrate and improve our results

### Achievements included:

- Introduced a new performance measurement framework that will support better reporting of key results from grantees and will enable the Foundation to report more effectively on the full impact of its investments across the six Action Areas.
- Developed a data model and data architecture that enable OTF to easily report on grant results, learnings and outcomes.
- Worked with other funders, including government ministries, to promote common approaches to measuring and reporting on the collective results of their grants. OTF is sought out by Ontario ministries to discuss and share its outcomes-based approach.

Introduced  
a new  
performance  
measurement  
framework

Enabled  
timely and  
informed  
decisions

## OUR MISSION AND VALUES

- The Ontario Trillium Foundation is an agency of the Government of Ontario and Canada's largest granting foundation.
- The mission of the Ontario Trillium Foundation is to build healthy and vibrant communities throughout Ontario by strengthening the capacity of the voluntary sector, through investments in community-based initiatives.

Our values guide the Foundation, direct our activities and help shape our culture. Our volunteers and staff reflect these values in their actions and relationships.

- We act with integrity and fairness.
- We provide outstanding customer service.
- We lead change that matters to communities.
- We pursue excellence in all we do.
- We improve through knowledge and learning.
- We build trust through transparency and accountability.



## INVESTMENT STRATEGY

- In the next decade, the Ontario Trillium Foundation will invest over \$1 billion in the province's public benefit sector. As a public agency accountable for the use of public funds, we want to make sure we can measure and demonstrate the benefit of that investment, and ensure we are leading change that matters.
- Because certain types of investments yield greater impact, we developed an Investment Strategy which explains what and how we fund, and why we have chosen to focus our investments in six areas.

Our new Investment Strategy identifies the most important changes we think need to happen in Ontario over the next decade for communities to be more healthy and vibrant.

### Canadian Index of Wellbeing

To measure the long term impact of our work, we have chosen to work with the **Canadian Index of Wellbeing (CIW)**. Launched in 2009, the CIW uses rigorous research to determine whether Canadians are making progress towards sustainable wellbeing in eight inter-connected domains. A total of 64 indicators, taken from over 130 data sources, are used to monitor these domains.

OTF commissioned the CIW to produce a provincial report entitled "[How Are Ontarians Really Doing?](#)" Spanning a 17-year period (1994 to 2010), this report tells the story of Ontario's successes and challenges in each of the CIW's eight domains of wellbeing.

As a result of this collaboration, OTF chose to focus its investments on 12 of the CIW's 64 measurement indicators. Although influenced by many other factors, these indicators will be the best measure of OTF's accumulated impact over the next decade.

### Investing for Impact

To focus our efforts and enable better decision-making, and measure our results over the short and medium terms, we have developed our Investment Strategy around a theory of change:

- Action Areas define what we mean by healthy and vibrant communities. These are aligned with the 12 long-term indicators of community wellbeing from the Canadian Index of Wellbeing.
- Priority Outcomes are what we aim to achieve as a result of our investments and are defined by two or three grant results.
- Grant Results are components that, together, achieve the Priority Outcome, and that can be measured through the use of specific indicators or metrics
- Investment Streams are the way applicants will come into the Foundation, choosing the kind of grant that best fits the size and scope of their project.

In the next decade, OTF will invest over \$1 billion in Ontario

Action Areas aligned with 12 indicators from the CIW

# INVESTMENT STRATEGY

## WHAT WE FUND



Avg. monthly frequency of participation in physical activity > 15 minutes	% reporting participation in organized activities	Ecological Footprint
% with self-reported diabetes	% reporting very or somewhat strong sense of belonging to community	Canadian Living Planet Index

ACTION AREAS



Fostering more active lifestyles



Building inclusive and engaged communities together



Encouraging people to support a healthy and sustainable environment

PRIORITY OUTCOMES

Higher quality programming and infrastructure to support physical activity	More people become active	Diverse groups work better together to shape community	Reduced Social Isolation	More ecosystems are protected and restored	People reduce their impact on the environment
--	---------------------------	--	--------------------------	--	---

GRANT RESULTS

Trained and certified coaches, officials and volunteers	Infrastructure is accessible and available for physical activity	People have a say shaping the services and programs that matter to them	People who are isolated have connections in their community	People participate in ecosystem conservation and restoration efforts	People connect with the environment and understand their impact on it
Programs are safe, inclusive, fair, and age- and ability-appropriate	Ontarians participate in an active lifestyle	People who are marginalized take on leadership roles in their communities		Conservation and restoration efforts are better planned and more sustainable	People and resource users take deliberate actions to benefit the environment
Infrastructure for unstructured and structured physical activities		Diverse groups work together to improve community life			Mechanisms are developed to promote responsible resource stewardship



Avg. % of time spent on the previous day in arts and culture activities	% children doing well on 5 developmental domains	% of persons in low income
	Avg. of 5 social & emotional competence scores, 12-13 year olds	
	% of 20-24 year olds completing high school	
		Scaled value of CSLS economic security index



**Enriching people's lives through arts, culture and heritage**



**Supporting the positive development of children and youth**



**Enhancing people's economic wellbeing**

ACTION AREAS

<b>Better quality programming and infrastructure to experience culture, heritage and the arts</b>	<b>More people connect with culture, heritage and the arts</b>	<b>More children and youth have emotional and social strengths</b>	<b>More youth are meaningfully engaged in the community</b>	<b>Increased economic stability</b>	<b>Increased economic opportunity</b>
Arts, culture and heritage have appropriate spaces	Access to arts-based learning opportunities and compelling artistic, cultural and heritage experiences	Parents, caregivers and adult allies have the skills to support children and youth who are facing barriers	Youth facing barriers volunteer and are in leadership roles	People who are economically vulnerable have access to community services that enhance financial stability	People have the skills and knowledge to achieve greater financial independence
Skills and knowledge are transferred to the next generation of artistic leaders	People are engaged in community-based arts creation	Children and youth who are facing barriers develop strong emotional and social skills	Youth are involved in creating solutions for challenges facing their communities	People who are economically vulnerable are able to meet their basic needs	People become and stay employed
	Preservation and animation of cultural heritage				People become entrepreneurs

PRIORITY OUTCOMES

GRANT RESULTS

## FOUR INVESTMENT STREAMS

### ● WHAT TYPES OF GRANTS DO WE MAKE?

● In 2015, OTF granted in four different Investment Streams, each based  
● on the size and need of our grantees.



**Starting projects  
at the idea or  
conceptual stage**



**Broadening access  
to & improving  
community spaces**



**Building on the  
success of a proven  
model or program**

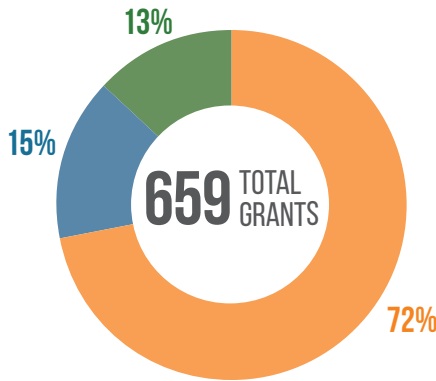


**Bringing about  
fundamental change  
with collective action**

## GRANTING ACTIVITIES 2015-2016

### GRANTS APPROVED – OTF INVESTMENT STREAMS

INVESTMENT STREAM	AMOUNT APPROVED	NO. OF GRANTS
Capital	\$14,952,600	190
Seed	\$13,250,600	243
Grow	\$73,217,800	207
Collective Impact	\$396,500	19
<b>Total Grants Approved</b>	<b>\$101,817,500</b>	<b>659</b>

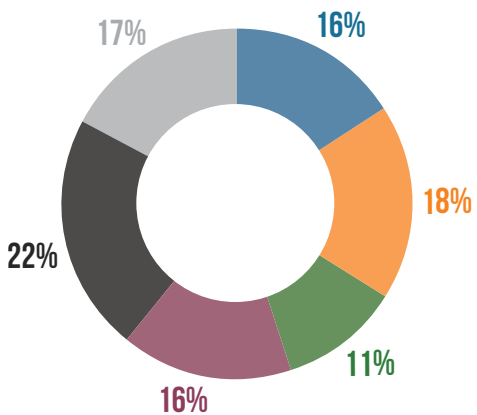


GRANTING BY INVESTMENT STREAM  
OTF OVERALL APRIL 1, 2015 TO MARCH 31, 2016

GROW 72%  
CAPITAL 15%  
SEED 13%  
COLLECTIVE IMPACT LESS THAN 1%

### GRANTS APPROVED – OTF ACTION AREAS

ACTION AREA	AMOUNT APPROVED	NO. OF GRANTS
Active People	\$16,102,600	117
Connected People	\$18,365,800	153
Green People	\$11,172,200	69
Inspired People	\$15,928,400	123
Promising Young People	\$22,497,800	108
Prosperous People	\$17,750,700	89
<b>Total Grants Approved</b>	<b>\$101,817,500</b>	<b>659</b>



GRANTING BY ACTION AREA  
OTF OVERALL APRIL 1, 2015 TO MARCH 31, 2016

ACTIVE PEOPLE 16%  
CONNECTED PEOPLE 18%  
GREEN PEOPLE 11%  
INSPIRED PEOPLE 16%  
PROMISING YOUNG PEOPLE 22%  
PROSPEROUS PEOPLE 17%

## GRANTS SUMMARY



### STRATEGIC INVESTMENTS

COMMUNITY INVESTMENTS	AMOUNT APPROVED	GRANTS
Algoma, Cochrane, Manitoulin & Sudbury	\$2,885,000	23
Champlain	\$7,824,700	58
Durham, Haliburton, Kawartha & Pine Ridge	\$6,043,700	53
Essex, Kent, Lambton	\$4,168,200	22
Grand River	\$1,779,800	18
Grey, Bruce, Huron & Perth	\$2,147,000	26
Halton Peel	\$8,804,300	50
Hamilton	\$2,884,800	20
Muskoka, Nipissing, Parry Sound & Timiskaming	\$1,567,300	20
Niagara	\$2,904,200	26
Northwestern	\$1,781,000	17
Quinte, Kingston, Rideau	\$3,499,900	38
Simcoe York	\$9,203,300	50
Thames Valley	\$4,086,900	27
Toronto	\$14,375,000	80
Waterloo, Wellington & Dufferin	\$4,666,100	26
Ontario	\$22,608,600	84
<b>Sub-Total</b>	<b>\$101,229,800</b>	<b>638</b>
<b>Grants subsequently modified or rescinded</b>	<b>\$191,200</b>	<b>2</b>
<b>Community Investments</b>	<b>\$101,421,000</b>	<b>640</b>
<b>Strategic Investments</b>	<b>\$396,500</b>	<b>19</b>
<b>TOTAL ALL GRANTS</b>	<b>\$101,817,500</b>	<b>659</b>



### GRANTING BY COMMUNITY INVESTMENTS

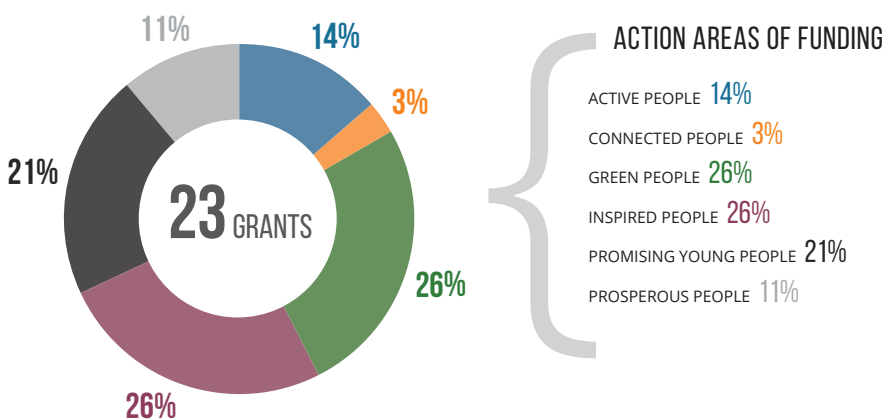
COMMUNITY INVESTMENTS \$101,421,000  
 STRATEGIC INVESTMENTS \$396,500  
 TOTAL ALL GRANTS \$101,817,500

## ALGOMA, COCHRANE, MANITOULIN & SUDBURY

ORGANIZATION NAME	AMOUNT	TERM
4elements Living Arts	\$49,700	1 year
4elements Living Arts as a lead organization on this collaborative	\$75,000	1 year
Art Gallery of Algoma	\$150,000	8 mos
Centre de consultation pour l'embauche des jeunes	\$198,200	35 mos
Centre for Social Justice and Good Works as a lead organization on this collaborative	\$75,000	11 mos
Comhaltas Ceoltoiri Eireann Sudbury Irish Arts Association, Inc.	\$29,600	11 mos
Economic Development Corporation of Wawa as a lead organization on this collaborative	\$220,000	25 mos
Fort Albany First Nation	\$149,800	10 mos
Iroquois Falls Cross Country Ski Club	\$13,000	11 mos
LAMBAC as a lead organization on this collaborative	\$51,700	11 mos
Le Carrefour francophone de Sudbury	\$222,100	35 mos
Le Carrefour francophone de Sudbury	\$16,200	5 mos
Le Salon Du Livre de Hearst	\$65,100	11 mos
Mnaamodzawin Health Services as a lead organization on this collaborative	\$74,600	8 mos
Northern Water Sports Centre	\$92,400	1 year
Régie Locale des Services Publics de Jogues	\$150,000	1 year
reThink Green	\$315,700	35 mos
Sudbury Indie Cinema	\$174,600	3 years
The Corporation of the Township of Chapleau as a lead organization on this collaborative	\$25,000	5 mos
The Friends of Misery Bay	\$90,000	1 year
The Learning Disabilities Association of Sudbury	\$600,000	3 years
TREC Education	\$41,300	10 mos
Young Sudbury Singers as a lead organization on this collaborative	\$6,000	1 mo
<b>No of Grants</b>	<b>23</b>	
<b>Sub-Total</b>	<b>\$2,885,000</b>	



**GRANTS**



## CHAMPLAIN

\$7,824,700

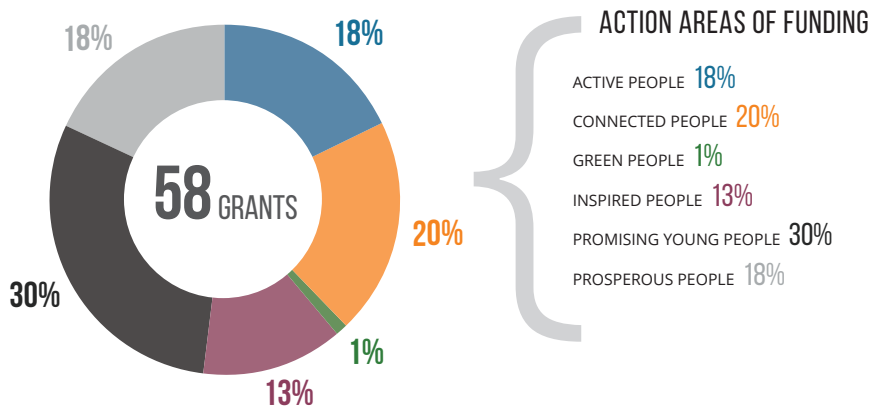
58

GRANTS

ORGANIZATION NAME	AMOUNT	TERM
A Love of Tennis	\$17,100	3 mos
ACORN Institute Canada as a lead organization on this collaborative	\$29,600	1 year
Alzheimer Society of Ottawa and Renfrew County	\$75,000	11 mos
Beyond 21	\$182,600	3 years
Centre de ressources communautaires de la Basse-Ville	\$69,700	6 mos
Centre de ressources communautaires de la Basse-Ville	\$100,300	2 years
Centre de ressources communautaires Orléans-Cumberland	\$28,000	1 year
Centre d'éducation financière EBO (Entraide Budgétaire Ottawa) as a lead organization on this collaborative	\$46,800	11 mos
Citizen Advocacy of Ottawa as a lead organization on this collaborative	\$150,300	2 years
Corona Competitive Gymnastics Group	\$20,000	6 mos
Cumberland Panthers Football Club	\$69,800	6 mos
Dovercourt Recreation Association as a lead organization on this collaborative	\$150,000	3 mos
EcoEquitable	\$50,000	11 mos
EcoEquitable	\$35,000	11 mos
Glengarry, Nor'Westers and Loyalist Museum	\$5,800	1 mo
House of PainT Festival of Urban Arts and Culture	\$36,200	8 mos
Just Food Ottawa	\$75,000	1 year
La Nouvelle Scène	\$340,500	26 mos
Lancaster & District Curling Club	\$38,200	1 year
Lancaster & District Curling Club	\$10,000	1 year
Le Chenail Inc.	\$150,000	1 year
Martintown Mill Preservation Society as a lead organization on this collaborative	\$61,700	8 mos
MIFO	\$196,400	33 mos
MIFO	\$46,000	5 mos
Musée Bytown Museum	\$20,000	1 mo
Museoparc Vanier Museopark as a lead organization on this collaborative	\$27,400	1 year
OCH Foundation as a lead organization on this collaborative	\$600,400	35 mos
Opeongo Nordic	\$24,700	11 mos
Ottawa Community Loan Fund	\$472,500	35 mos
Ottawa Fringe Festival	\$242,400	3 years
Ottawa Gymnastics Centre	\$35,000	6 mos
Ottawa Lions Track and field Club	\$40,700	1 mo
Ottawa River Runners	\$150,000	3 mos
Ottawa Rotary Home Foundation	\$50,000	1 year
Ottawa Sport Council	\$61,900	11 mos
Planned Parenthood Ottawa	\$74,900	11 mos
Planned Parenthood Ottawa	\$266,100	35 mos
Regroupement des parents et amis des enfants sourds et malentendants franco-ontariens	\$74,700	1 year

## CHAMPLAIN

ORGANIZATION NAME	AMOUNT	TERM
Richmond Curling Club	\$57,000	5 mos
Roberts/Smart Centre	\$545,000	35 mos
Rural Ottawa South Support Services (ROSSS)	\$46,900	11 mos
Shepherds of Good Hope	\$703,900	35 mos
Shepherds of Good Hope as a lead organization on this collaborative	\$71,300	11 mos
Social Planning Council of Ottawa/Conseil de planification sociale d'Ottawa as a lead organization on this collaborative	\$649,200	3 years
St. Lawrence River Institute of Environmental Sciences as a lead organization on this collaborative	\$25,300	8 mos
The Friends of the Killaloe and District Public Library	\$8,100	11 mos
The Ottawa Inuit Children's Centre	\$550,600	35 mos
The Renfrew Curling Rink	\$90,600	4 mos
Théâtre de la Vieille 17	\$24,600	6 mos
Township of Bonnechere Valley	\$16,300	1 mo
Township of Greater Madawaska as a lead organization on this collaborative	\$95,000	8 mos
Township of North Glengarry	\$58,500	2 mos
Township of North Glengarry as a lead organization on this collaborative	\$21,000	5 mos
Trips for Kids Ottawa	\$226,000	3 years
Water Rangers	\$65,200	6 mos
Women's Sexual Assault Centre of Renfrew County	\$40,700	6 mos
Youth Ottawa as a lead organization on this collaborative	\$182,800	3 years
Youth Ottawa as a lead organization on this collaborative	\$222,000	3 years
<b>No of Grants</b>	<b>58</b>	
<b>Sub-Total</b>	<b>\$7,824,700</b>	



## DURHAM, HALIBURTON, KAWARTHA & PINE RIDGE

\$6,043,700



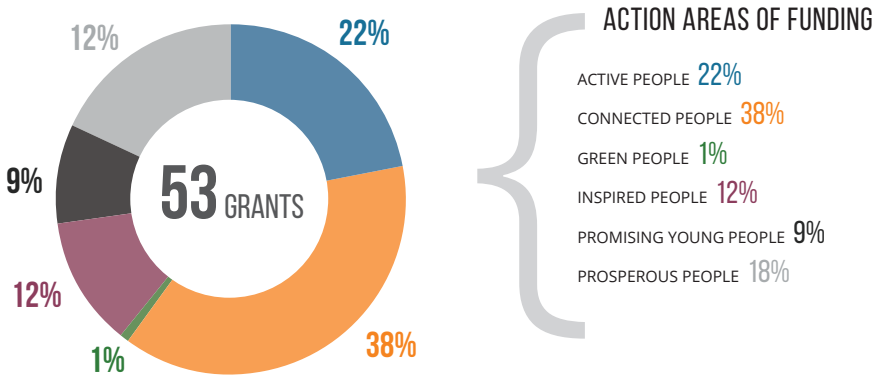
GRANTS

ORGANIZATION NAME	AMOUNT AWARDED	TERM
Alzheimer Society of Durham Region	\$486,000	3 years
Aron Theatre Co-operative Inc.	\$33,200	1 mo
Arts and Heritage Centre of Warkworth	\$73,900	11 mos
BIKE: The Peterobrough Community Cycling Hub as a lead organization on this collaborative	\$388,500	35 mos
Bawaajigewin Aboriginal Community Circle	\$65,400	11 mos
Brain Injury Association of Durham Region	\$75,000	1 year
Brain Injury Association of Durham Region	\$67,600	11 mos
Brain Injury Association of Durham Region as a lead organization on this collaborative	\$75,000	11 mos
Brock Youth Centre	\$75,000	11 mos
Children's Services Council as a lead organization on this collaborative	\$74,800	1 year
COIN	\$235,300	2 years
Community Care Northumberland	\$90,000	1 year
Community Development Council of Durham as a lead organization on this collaborative	\$273,200	3 years
Community Development Council of Durham as a lead organization on this collaborative	\$46,700	11 mos
Community Living Haliburton County as a lead organization on this collaborative	\$29,700	11 mos
Community Living Oshawa/Clarington as a lead organization on this collaborative	\$148,400	3 mos
Council for Persons with Disabilities as a lead organization on this collaborative	\$227,300	35 mos
Durham Region Unemployed Help Centre as a lead organization on this collaborative	\$197,900	35 mos
Green Trails Alliance as a lead organization on this collaborative	\$6,800	1 mo
GreenUP as a lead organization on this collaborative	\$10,000	4 mos
GreenUP as a lead organization on this collaborative	\$52,500	1 year
Haliburton Curling Club	\$150,000	4 mos
Haliburton Highlands Guild of Fine Arts	\$50,100	3 mos
Heads Up for Inclusion	\$179,600	3 years
Kawartha Art Gallery as a lead organization on this collaborative	\$11,400	2 mos
Kinark Outdoor Center as a lead organization on this collaborative	\$523,800	30 mos
Lake Simcoe Conservation Foundation	\$45,000	4 mos
Marie Dressler Foundation	\$29,400	11 mos
Municipality of Highlands East	\$150,000	3 mos
North House Transitional Housing	\$75,000	11 mos
Ontario Federation of Agriculture as a lead organization on this collaborative	\$150,000	1 year
Oshawa Senior Citizens Centres	\$7,800	6 mos
PARN-Your Community AIDS Resource Network as a lead organization on this collaborative	\$285,200	3 years
Peterborough Social Planning Council	\$62,300	11 mos



## DURHAM, HALIBURTON, KAWARTHA & PINE RIDGE

ORGANIZATION NAME	AMOUNT AWARDED	TERM
Peterborough Theatre Guild (PTG)	\$101,900	3 mos
Pickering Soccer Club	\$68,700	11 mos
Port Hope Community Health Centre	\$45,000	2 mos
Precious Minds as a lead organization on this collaborative	\$26,900	11 mos
Royal Canadian Legion Branch #519	\$115,000	4 mos
Save Our Heritage Organization	\$17,000	6 mos
SERA Community Ventures limited as a lead organization on this collaborative	\$73,600	1 year
Sounds of the Next Generation (SONG) as a lead organization on this collaborative	\$25,000	11 mos
Supportive Initiative for Residents in the County of Haliburton	\$74,400	11 mos
Team Impact Wrestling Club	\$363,000	3 years
The Living Room Community Art Studio	\$240,100	3 years
Theatre 3x60	\$5,100	4 mos
Theatre 3x60	\$10,000	7 mos
Tides Canada Initiatives	\$29,100	11 mos
Tides Canada Initiatives	\$40,200	11 mos
Township of Brock as a lead organization on this collaborative	\$90,800	11 mos
Township of Selwyn as a lead organization on this collaborative	\$55,000	8 mos
WindReach Farm	\$150,000	5 mos
YWCA Peterborough Haliburton as a lead organization on this collaborative	\$61,100	3 mos
<b>No of Grants</b>	<b>53</b>	
<b>Sub-Total</b>	<b>\$6,043,700</b>	



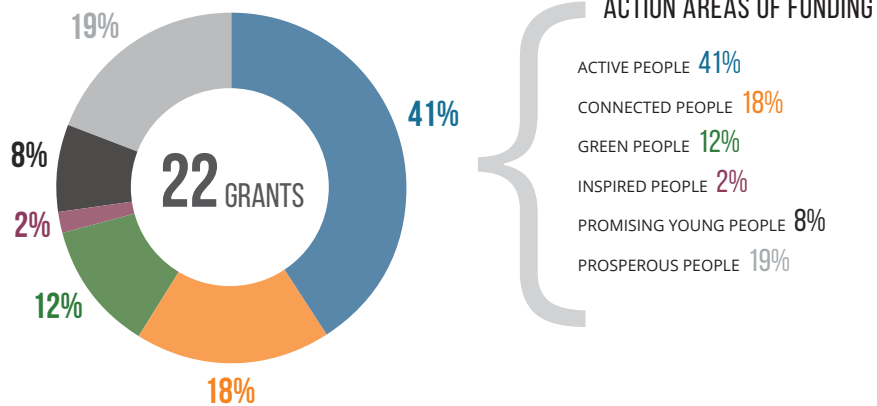
## ESSEX, KENT, LAMBTON

\$4,168,200

22

GRANTS

ORGANIZATION NAME	AMOUNT AWARDED	TERM
Access County Community Support Services (ACCESS) as a lead organization on this collaborative	\$367,100	35 mos
Alpha Kai Omega Fraternity, or AKO	\$118,500	4 mos
Alpha Kai Omega Fraternity, or AKO	\$39,900	1 year
Assisted Living Southwestern Ontario (ALSO)	\$68,900	1 year
BANA	\$57,000	1 year
Big Brothers Big Sisters of Windsor Essex	\$50,000	8 mos
Bike Friendly Windsor Essex	\$279,000	35 mos
Blenheim and Community 50+ Seniors Centre	\$150,000	5 mos
Chatham Sports Hall of Fame as a lead organization on this collaborative	\$72,500	1 year
Chatham-Kent Hospice as a lead organization on this collaborative	\$150,000	3 mos
Family Services Windsor-Essex as a lead organization on this collaborative	\$63,800	7 mos
Friends of the St. Clair River as a lead organization on this collaborative	\$160,300	3 years
Gesstwood Camp and Retreat Centre	\$150,000	4 mos
Habitat For Humanity Chatham-Kent	\$359,300	3 years
Hindu Temple and Cultural Centre of Windsor	\$86,400	3 mos
Life After Fifty	\$235,000	35 mos
Skate Amherstburg	\$100,300	3 years
St.Leonard's House, Windsor	\$53,000	11 mos
Wallaceburg Minor Lacrosse Association	\$266,800	32 mos
Windsor Youth Centre	\$732,000	35 mos
YMCA of Western Ontario	\$383,400	2 years
Youth Diversion	\$225,000	35 mos
<b>No of Grants</b>	<b>22</b>	
<b>Sub-Total</b>	<b>\$4,168,200</b>	



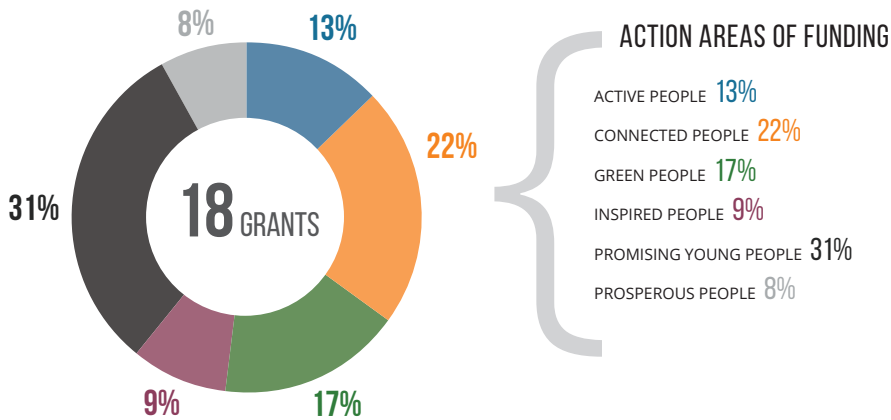
## GRAND RIVER

ORGANIZATION NAME	AMOUNT AWARDED	TERM
ALUS Norfolk	\$307,000	32 mos
Brant Cycling Club as a lead organization on this collaborative	\$150,000	4 mos
Brant Theatre Workshops as a lead organization on this collaborative	\$45,000	4 mos
Brantwood Community Services	\$280,300	3 years
Glen Morris & District Lions Club as a lead organization on this collaborative	\$75,000	5 mos
Glenhyrst Art Gallery of Brant	\$50,000	4 mos
Grand River Community Health Centre as a lead organization on this collaborative	\$11,900	1 year
Kids Can Fly as a lead organization on this collaborative	\$114,800	35 mos
Nova Vita Domestic Violence Prevention Services as a lead organization on this collaborative	\$291,300	35 mos
Royal Canadian Legion	\$12,000	1 year
Simcoe Little Theatre	\$10,800	1 mo
Six Nations of the Grand River	\$27,500	1 mo
Six Nations of the Grand River	\$19,100	3 mos
Six Nations of the Grand River	\$50,000	1 mo
Six Nations Polytechnic	\$70,000	1 year
Strong Start	\$100,000	32 mos
The Harmony Collaboration as a lead organization on this collaborative	\$22,000	11 mos
Workforce Planning Board of Grand Erie as a lead organization on this collaborative	\$143,100	2 years
<b>No of Grants</b>	<b>18</b>	
<b>Sub-Total</b>	<b>\$1,779,800</b>	

**\$1,779,800**

**18**

**GRANTS**



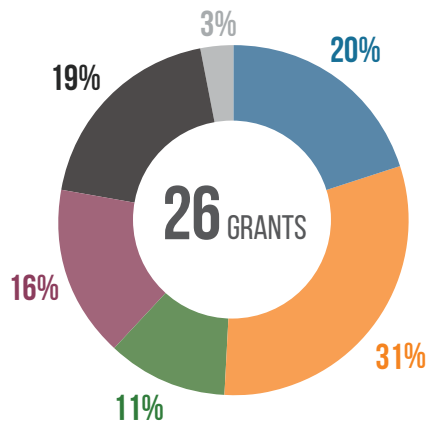
## GREY, BRUCE, HURON & PERTH

\$2,147,000

26

GRANTS

ORGANIZATION NAME	AMOUNT AWARDED	TERM
Alzheimer Society Huron County as a lead organization on this collaborative	\$385,400	3 years
Bruce Peninsula Biosphere Association	\$241,500	34 mos
Canadian Mental Health Association Grey Bruce as a lead organization on this collaborative	\$325,700	3 years
Community Living Kincardine & District Corporation of the Township of North Huron as a lead organization on this collaborative	\$116,800	23 mos
Elsinore Community Centre Inc.	\$30,000	10 mos
G2G Rail Trail as a lead organization on this collaborative	\$24,300	1 mo
Gallery Stratford	\$150,000	1 year
Huron Business Development Corporation	\$6,700	11 mos
Huron County Food Bank Distribution Centre	\$68,900	11 mos
Launch Pad as a lead organization on this collaborative	\$50,400	6 mos
Living History Multimedia Association as a lead organization on this collaborative	\$80,000	11 mos
Municipality of Brockton as a lead organization on this collaborative	\$139,100	2 years
Municipality of Grey Highlands	\$25,000	2 mos
Municipality of North Perth as a lead organization on this collaborative	\$19,000	5 mos
Municipality of Northern Bruce Peninsula	\$50,000	5 mos
Paisley Events Association	\$34,000	1 mo
Rural Response for Healthy Children as a lead organization on this collaborative	\$9,800	9 mos
Saugeen Economic Development Corporation	\$31,800	11 mos
St. Joseph's Kingsbridge Community (SJKC)	\$5,000	3 mos
St. Marys Community Players as a lead organization on this collaborative	\$84,000	5 mos
The Community Waterfront Heritage Centre	\$38,300	2 mos
Town of St. Marys	\$30,000	1 mo
Township of Ashfield-Colborne-Wawanosh	\$36,700	8 mos
Township of Perth South as a lead organization on this collaborative	\$100,300	7 mos
United Way of Perth-Huron as a lead organization on this collaborative	\$54,500	2 mos
	\$9,800	11 mos
<b>No of Grants</b>		<b>26</b>
<b>Sub-Total</b>		<b>\$2,147,000</b>



### ACTION AREAS OF FUNDING

- ACTIVE PEOPLE 20%
- CONNECTED PEOPLE 31%
- GREEN PEOPLE 11%
- INSPIRED PEOPLE 16%
- PROMISING YOUNG PEOPLE 19%
- PROSPEROUS PEOPLE 3%

## HALTON PEEL

ORGANIZATION NAME	AMOUNT AWARDED	TERM
Acclaim Health	\$24,800	7 mos
Acclaim Health	\$177,400	3 years
Anba Abraam Coptic Charity	\$35,000	1 mo
Big Brothers Big Sisters of Halton as a lead organization on this collaborative	\$202,700	3 years
Bob Rumball Associations for the Deaf	\$60,400	6 mos
Burlington B.G.'s Gymnastics	\$150,000	3 mos
CameronHelps as a lead organization on this collaborative	\$138,900	25 mos
Catholic Family Services of Peel-Dufferin as a lead organization on this collaborative	\$291,000	35 mos
CEREFAC as a lead organization on this collaborative	\$72,000	1 year
Community Development Halton	\$347,000	3 years
Community Environment Alliance	\$75,000	11 mos
Community Living Burlington	\$74,700	1 year
CONNECTURE CANADA	\$72,400	9 mos
CONNECTURE CANADA	\$60,800	11 mos
Crime Stoppers of Halton	\$14,800	2 mos
EcoSource Mississauga	\$504,600	3 years
Epilepsy Halton Peel Hamilton	\$52,200	8 mos
Erin Mills Youth Centre	\$609,900	35 mos
ErinoakKids Centre for Treatment & Development as a lead organization on this collaborative	\$746,700	3 years
Halton Environmental Network as a lead organization on this collaborative	\$45,000	1 year
Halton Hills Cultural Roundtable as a lead organization on this collaborative	\$74,800	1 year
HeartHouse Hospice Inc.	\$500,000	35 mos
HeartHouse Hospice Inc.	\$303,700	35 mos
HeartHouse Hospice Inc.	\$225,500	35 mos
Learning Disabilities Association of Halton Inc. as a lead organization on this collaborative	\$234,100	3 years
Milton Community Resource Centre (MCRC) as a lead organization on this collaborative	\$507,000	35 mos
Mississauga Arts Council	\$52,600	3 mos
Mississauga Parent-Child Resource Centres	\$106,500	2 years
Oakvillegreen Conservation Association	\$169,100	2 years
Peel HIV/AIDS Network as a lead organization on this collaborative	\$55,000	11 mos
Redleaf Cultural Integration (RCI)	\$209,300	3 years
Reflet Salvéo	\$21,800	3 mos
Regeneration Outreach Community	\$33,000	10 mos
SADDEC – ECED as a lead organization on this collaborative	\$75,000	11 mos
Safe City Mississauga	\$376,500	35 mos
Scout Environmental as a lead organization on this collaborative	\$69,800	11 mos
Single Moms, Fresh Start	\$61,500	9 mos

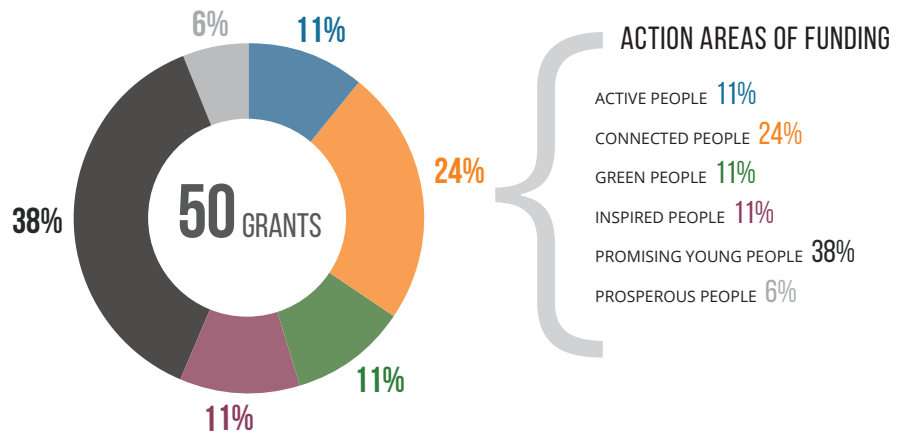
\$8,804,300

50

GRANTS

## HALTON PEEL

ORGANIZATION NAME	AMOUNT AWARDED	TERM
Spectra Helpline	\$72,300	8 mos
St. Christophers Church	\$126,500	2 years
St. Peter's, Erindale	\$150,000	2 mos
The Chamber Music Society of Mississauga	\$70,000	6 mos
The Dam	\$11,200	7 mos
The Festival of Literary Diversity (the FOLD)	\$38,500	1 year
The Living Arts Centre in Mississauga	\$304,300	35 mos
The Mississauga Food Bank	\$151,400	2 years
The Regional Diversity Roundtable	\$417,800	2 years
Trout Unlimited Canada as a lead organization on this collaborative	\$64,500	11 mos
Volunteer MBC	\$67,300	1 year
YMCA of Oakville	\$250,000	35 mos
YMCA of Oakville	\$250,000	35 mos
<b>No of Grants</b>	<b>50</b>	
<b>Sub-Total</b>	<b>\$8,804,300</b>	



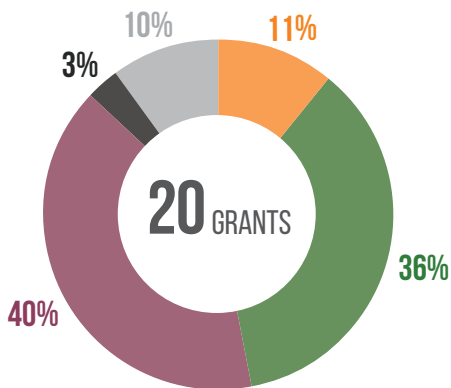
# HAMILTON

ORGANIZATION NAME	AMOUNT AWARDED	TERM
Bay Area Restoration Council	\$17,500	11 mos
Centre français Hamilton	\$257,500	31 mos
Centre[3] for Print and Media Arts		
as a lead organization on this collaborative	\$225,000	34 mos
Dundas Valley Orchestra	\$23,000	5 mos
Federated Women's Institutes of Ontario (FWIO)	\$17,000	8 mos
Good Shepherd Centre (Hamilton)		
as a lead organization on this collaborative	\$75,000	1 year
Green Venture as a lead organization on this collaborative	\$254,600	35 mos
Hamilton Music Collective as a lead organization on this collaborative	\$225,000	35 mos
Hamilton Naturalists' Club	\$25,600	11 mos
Hamilton Naturalists' Club as a lead organization on this collaborative	\$344,900	35 mos
Hamilton Philharmonic Orchestra	\$64,000	11 mos
Hamilton Philharmonic Orchestra	\$190,500	34 mos
Neighbour to Neighbour Centre (Hamilton)	\$150,000	4 mos
Royal Botanical Gardens	\$215,800	3 years
Rygiel Supports for Community Living		
as a lead organization on this collaborative	\$150,000	6 mos
Social Planning and Research Council of Hamilton		
as a lead organization on this collaborative	\$174,500	2 years
Stewards of Cootes Watershed as a lead organization		
on this collaborative	\$184,900	2 years
Tottering Biped Theatre as a lead organization on this collaborative	\$10,000	2 mos
Workers Arts and Heritage Centre	\$130,000	5 mos
YWCA Hamilton	\$150,000	4 mos
<b>No of Grants</b>	<b>20</b>	
<b>Sub-Total</b>	<b>\$2,884,800</b>	

\$2,884,800

20

GRANTS



### ACTION AREAS OF FUNDING

- ACTIVE PEOPLE 0%
- CONNECTED PEOPLE 11%
- GREEN PEOPLE 36%
- INSPIRED PEOPLE 40%
- PROMISING YOUNG PEOPLE 3%
- PROSPEROUS PEOPLE 10%

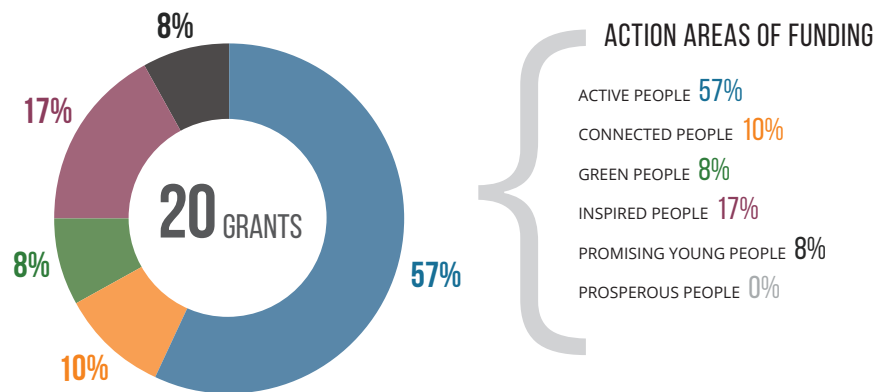
## MUSKOKA, NIPISSING, PARRY SOUND & TIMISKAMING

\$1,567,300

20

GRANTS

ORGANIZATION NAME	AMOUNT AWARDED	TERM
Big Brothers Big Sisters of North Bay and District	\$103,000	2 years
Big Brothers Big Sisters of North Bay and District		
as a lead organization on this collaborative	\$25,000	1 year
City of Temiskaming Shores	\$150,000	10 mos
Discovery Routes Trails Organization	\$55,100	7 mos
Georgian Bay Land Trust	\$54,000	1 year
Huntsville Curling Club	\$150,000	4 mos
Katrine Community Centre Club		
as a lead organization on this collaborative	\$40,300	1 year
Municipality of West Nipissing		
as a lead organization on this collaborative	\$125,000	6 mos
Muskoka Lawn Bowling Club	\$150,000	6 mos
Muskoka Parry Sound Sexual Assault Services	\$53,300	1 year
North Bay & District Chamber of Commerce		
as a lead organization on this collaborative	\$75,000	10 mos
North Bay Granite Club as a lead organization on this collaborative	\$150,000	11 mos
Rotary Club of Parry Sound as a lead organization on this collaborative	\$6,000	1 year
Severn Bridge Agricultural Society	\$85,000	4 mos
Temagami First Nation	\$75,000	1 year
Town of Kirkland Lake	\$85,000	7 mos
Town of Latchford	\$19,900	1 year
Town of Latchford	\$26,700	4 mos
Township of Chisholm	\$80,600	8 mos
White Water Gallery	\$58,400	1 year
<b>No of Grants</b>	<b>20</b>	
<b>Sub-Total</b>	<b>\$1,567,300</b>	





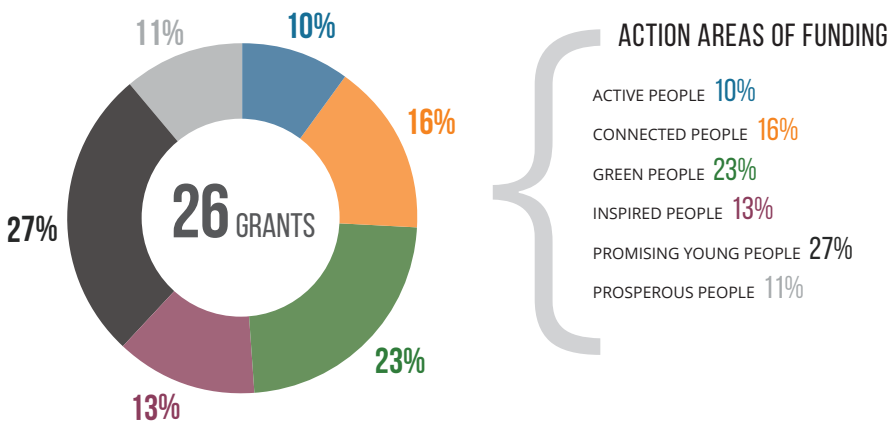
# NIAGARA

ORGANIZATION NAME	AMOUNT AWARDED	TERM
Alzheimer Society of Niagara Region	\$126,000	35 mos
Consumer/Survivor Initiative of Niagara		
as a lead organization on this collaborative	\$59,300	8 mos
Friends Over 55 Recreation Centre	\$77,700	7 mos
Greater Niagara Chamber of Commerce	\$107,900	26 mos
Head Injury Association of Fort Erie		
as a lead organization on this collaborative	\$45,600	11 mos
Heartland Forest Nature Experience	\$470,100	3 years
Lifelong Learning Niagara	\$52,000	10 mos
Literacy Link Niagara	\$58,900	11 mos
Niagara Centre for Independent Living	\$287,200	35 mos
Niagara Children's Centre	\$47,000	11 mos
Niagara Falls Art Gallery/Niagara Children's Museum	\$135,700	1 mo
Niagara Falls Community Health Centre	\$150,000	11 mos
Niagara Falls Rowing Club	\$25,000	5 mos
Niagara Folk Arts Multicultural Centre	\$71,600	11 mos
Niagara Historical Society	\$5,500	5 mos
Niagara Restoration Council	\$114,000	25 mos
Niagara Restoration Council	\$75,000	11 mos
Pathstone Mental Health	\$113,700	10 mos
Project SHARE as a lead organization on this collaborative	\$159,800	3 years
SOFIFRAN (Solidarité des femmes et familles immigrantes francophones de Niagara/Hamilton) as a lead organization on this collaborative	\$75,000	11 mos
St. Catharines Rowing Club	\$110,000	5 mos
Start Me Up Niagara	\$65,000	5 mos
Strive Niagara	\$245,000	35 mos
The Foster Festival	\$10,000	11 mos
Town of Niagara-on-the-Lake	\$67,200	2 mos
Town of Niagara-on-the-Lake as a lead organization on this collaborative	\$150,000	9 mos
<b>No of Grants</b>	<b>26</b>	
<b>Sub-Total</b>	<b>\$2,904,200</b>	

**\$2,904,200**

**26**

**GRANTS**



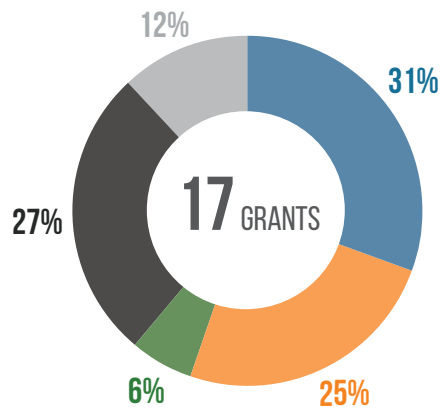
## NORTHWESTERN

\$1,781,000

17

GRANTS

ORGANIZATION NAME	AMOUNT AWARDED	TERM
Alzheimer Society of Thunder Bay		
as a lead organization on this collaborative	\$75,000	11 mos
Aroland First Nation	\$150,000	1 year
Coopérative du regroupement des organismes francophones de Thunder Bay Inc. as a lead organization on this collaborative	\$150,000	7 mos
Frontier College	\$450,000	35 mos
New Starts for Women Inc.	\$12,500	10 mos
NorWest Community Health Centres	\$150,000	10 mos
OJEN/ROEJ	\$33,100	1 year
Ojibways of Pic River	\$50,000	5 mos
Ontario Nature as a lead organization on this collaborative	\$49,000	1 year
Roots to Harvest	\$67,100	1 year
Roots to Harvest	\$194,700	2 years
The Corporation of the Township of Alberton	\$52,500	3 mos
The Municipality of Shuniah	\$6,000	2 mos
Town of Fort Frances	\$150,000	4 mos
Township of Ignace as a lead organization on this collaborative	\$85,000	6 mos
Township of Nipigon	\$46,200	6 mos
Township of Nipigon as a lead organization on this collaborative	\$59,900	4 mos
<b>No of Grants</b>		<b>17</b>
<b>Sub-Total</b>		<b>\$1,781,000</b>



### ACTION AREAS OF FUNDING

- ACTIVE PEOPLE 31%
- CONNECTED PEOPLE 25%
- GREEN PEOPLE 6%
- INSPIRED PEOPLE 0%
- PROMISING YOUNG PEOPLE 27%
- PROSPEROUS PEOPLE 12%

## QUINTE, KINGSTON, RIDEAU

ORGANIZATION NAME	AMOUNT AWARDED	TERM
Alzheimer Society Lanark Leeds Grenville as a lead organization on this collaborative	\$101,800	2 years
Autism Society Ontario	\$44,600	11 mos
Batawa Lions Club as a lead organization on this collaborative	\$135,000	5 mos
Boys and Girls Club of Kingston & Area	\$150,000	3 years
Canadian Mental Health Association, Hastings and Prince Edward Branch	\$287,100	35 mos
Central Frontenac Railway Heritage Society as a lead organization on this collaborative	\$10,000	1 mo
Central Frontenac Railway Heritage Society as a lead organization on this collaborative	\$7,200	1 mo
Children's Mental Health of Leeds and Grenville	\$66,100	11 mos
Community Development Council of Quinte as a lead organization on this collaborative	\$334,400	3 years
Community Living Belleville and Area	\$234,200	35 mos
Community Living Kingston and District	\$244,300	3 years
Elizabeth Fry Kingston	\$75,000	1 year
Kemptville Snowmobile Klub as a lead organization on this collaborative	\$88,500	11 mos
Kingston Association of Museums, Art Galleries & Historic Sites as a lead organization on this collaborative	\$113,200	2 years
Lanark County Community Justice Program	\$318,000	3 years
Lanark Renfrew Health & Community Services	\$21,300	3 mos
Le Centre social et culturel Frontenac	\$28,300	1 year
Limestone Boat and Board Club as a lead organization on this collaborative	\$23,900	5 mos
Marmora and Area Curling Club	\$81,200	3 mos
Mills Community Support Corporation as a lead organization on this collaborative	\$80,000	7 mos
Municipality of Mississippi Mills as a lead organization on this collaborative	\$35,000	1 mo
Municipality of Mississippi Mills as a lead organization on this collaborative	\$7,000	2 mos
Northern Frontenac Community Services Corporation	\$45,000	10 mos
Ontario Lawn Bowls Association	\$94,800	4 mos
Open Voices Community Choir	\$23,600	11 mos
Prince Edward Fitness & Aquatic Centre (PEFAC)	\$73,700	7 mos
Prince Edward Learning Centre	\$150,000	3 mos
Rideau Community Health Services	\$75,000	11 mos
South Grenville Foodbank	\$30,000	1 year
Supportive Initiative for Residents in the County of Haliburton	\$75,000	11 mos
The Heart of Hastings Hospice	\$127,900	2 years
The YMCA of Kingston	\$35,000	1 year
Town of Gananoque	\$80,000	1 year

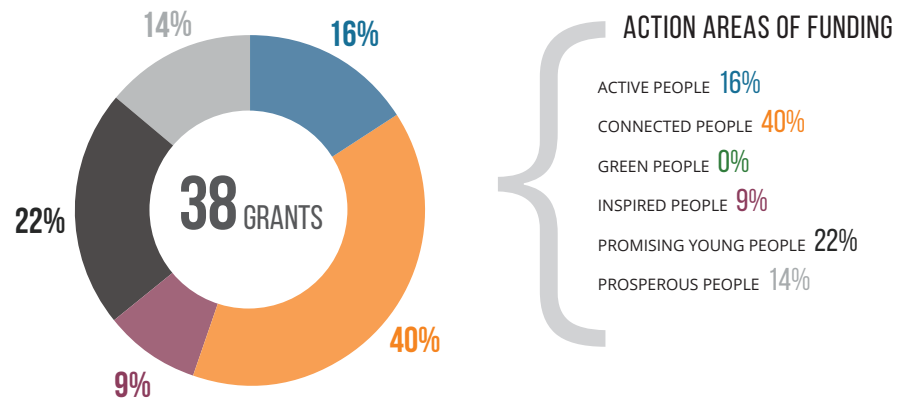
\$3,499,900

38

GRANTS

## QUINTE, KINGSTON, RIDEAU

ORGANIZATION NAME	AMOUNT AWARDED	TERM
Township of Edwardsburgh Cardinal	\$60,000	2 mos
Trenton Curling Club	\$10,000	8 mos
Wolfe Island Boat Club	\$19,800	5 mos
YMCA of Central East Ontario	\$14,000	1 year
Young Imaginations as a lead organization on this collaborative	\$100,000	2 years
<b>No of Grants</b>		<b>38</b>
<b>Sub-Total</b>	<b>\$3,499,900</b>	



## SIMCOE YORK

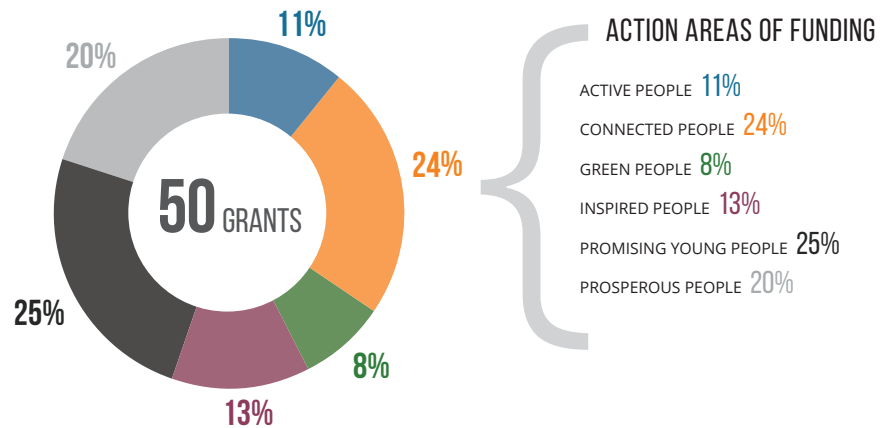
ORGANIZATION NAME	AMOUNT AWARDED	TERM
Abilities In Motion	\$6,700	5 mos
AIDS Committee of York Region		
as a lead organization on this collaborative	\$40,000	11 mos
Big Brothers Big Sisters of Orillia & District		
as a lead organization on this collaborative	\$56,100	11 mos
Bird Ecology and Conservation Ontario	\$41,600	11 mos
Blue Mountain Foundation for the Arts	\$39,300	1 mo
Blue Mountain Watershed Trust Foundation	\$60,700	1 year
Boys and Girls Clubs of North Simcoe	\$150,000	35 mos
Canadian Mental Health Association, Simcoe County Branch		
as a lead organization on this collaborative	\$66,800	11 mos
Chabad of Maple Inc.	\$17,500	1 year
Children's Treatment Network of Simcoe York		
as a lead organization on this collaborative	\$75,000	1 year
Community Living Huronia	\$75,000	5 mos
Community Living Newmarket/Aurora District	\$150,000	8 mos
DANI as a lead organization on this collaborative	\$333,000	35 mos
DANI as a lead organization on this collaborative	\$75,000	7 mos
Dress for Success Orillia and Barrie	\$232,500	35 mos
Education Arts Canada	\$75,000	11 mos
Gilbert Centre	\$68,700	11 mos
Girls Incorporated of York Region	\$15,500	1 mo
GTTI-The Training Centre as a lead organization on this collaborative	\$498,800	2 years
Human Endeavour as a lead organization on this collaborative	\$334,100	3 years
Huronian Cultural Campus Foundation (HCCF)	\$75,000	1 year
JIAS (Jewish Immigrant Aid Services) Toronto	\$563,200	35 mos
Job Skills	\$748,700	3 years
John Howard Society of York Region		
as a lead organization on this collaborative	\$60,000	1 year
Kempfenfelt Community Players	\$14,500	1 year
Kindred Spirits Orchestra	\$138,900	11 mos
L'Association des francophones de la région de York Inc. (AFRY)		
as a lead organization on this collaborative	\$51,700	1 mo
New Leaf: Living and Learning Together Inc.	\$69,400	4 mos
New Path Youth and Family Services	\$150,000	5 mos
New Path Youth and Family Services		
as a lead organization on this collaborative	\$383,500	3 years
Oak Ridges Moraine Land Trust		
as a lead organization on this collaborative	\$25,600	11 mos
Ranji Singh Foundation	\$440,000	3 years
Ranji Singh Foundation	\$29,500	11 mos
Richmond Hill Curling Club	\$48,000	1 year
Rose of Sharon Services for Young Mothers	\$149,400	35 mos
Rotary Club of Innisfil as a lead organization on this collaborative	\$150,000	3 mos

**\$9,203,300**

**50**  
GRANTS

## SIMCOE YORK

ORGANIZATION NAME	AMOUNT AWARDED	TERM
Shadowpath	\$275,100	35 mos
Sport Aurora	\$749,500	35 mos
Talk Is Free Theatre	\$75,000	1 year
The Gibson Cultural Centre Corporation	\$75,000	1 year
The York Centre for Children, Youth and Families as a lead organization on this collaborative	\$163,800	35 mos
Town of Midland	\$75,000	8 mos
Weston Mathematics and Music Community Centre as a lead organization on this collaborative	\$18,300	9 mos
Windfall Ecology Centre	\$422,500	3 years
Women's Support Network of York Region as a lead organization on this collaborative	\$612,400	35 mos
Wye Marsh Wildlife Centre	\$150,000	8 mos
Yellow Brick House	\$177,000	3 years
Yellow Brick House	\$152,900	3 years
Yellow Brick House as a lead organization on this collaborative	\$49,500	1 year
Youth Assisting Youth	\$698,600	35 mos
<b>No of Grants</b>	<b>50</b>	
<b>Sub-Total</b>	<b>\$9,203,300</b>	



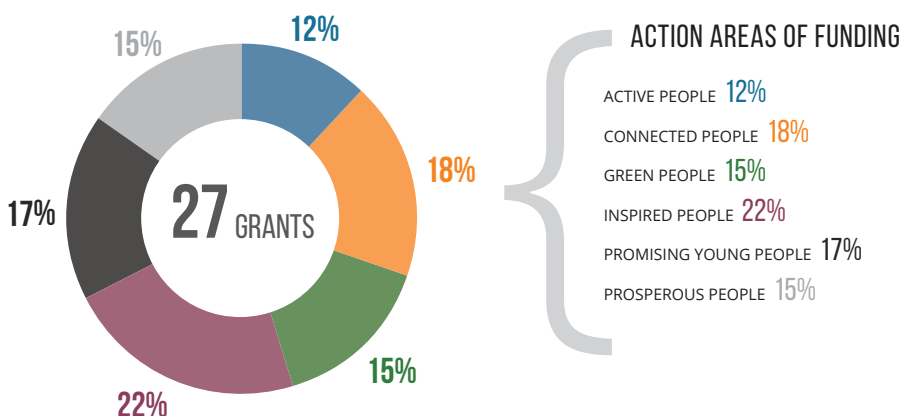
## THAMES VALLEY

ORGANIZATION NAME	AMOUNT AWARDED	TERM
ATN Access Inc.	\$374,100	35 mos
Big Brothers Big Sisters of London and Area as a lead organization on this collaborative	\$75,000	11 mos
Carolinian Canada Coalition	\$225,000	35 mos
Centre communautaire régional de London as a lead organization on this collaborative	\$74,600	11 mos
Centre communautaire régional de London as a lead organization on this collaborative	\$249,900	35 mos
Family Service Thames Valley as a lead organization on this collaborative	\$71,600	11 mos
Friends of the Coves Subwatershed Inc. as a lead organization on this collaborative	\$150,000	23 mos
HOPE Hospice Outreach Programs of Elgin	\$75,000	11 mos
Hutton House	\$135,400	1 year
Junior Achievement London & District	\$37,500	11 mos
L'Arche London	\$150,000	11 mos
London Arts Council as a lead organization on this collaborative	\$376,700	3 years
London Family Court Clinic as a lead organization on this collaborative	\$75,000	1 year
London Youth Advisory Council	\$252,900	3 years
LondonFUSE	\$367,300	35 mos
Mount Brydges Lions Charitable Foundation as a lead organization on this collaborative	\$25,000	1 year
Municipality of Dutton Dunwich	\$145,300	7 mos
Nokee Kwe	\$75,000	11 mos
Pathways Skill Development and Placement Centre as a lead organization on this collaborative	\$75,000	9 mos
ReForest London	\$200,000	2 years
South Central Ontario Region Economic Development Corporation as a lead organization on this collaborative	\$193,000	2 years
Thames Talbot Land Trust	\$49,500	8 mos
Township of Blandford – Blenheim	\$88,000	11 mos
Township of Southwold	\$150,000	1 year
Vanier Children's Services as a lead organization on this collaborative	\$46,400	6 mos
Women's Rural Resource Centre of Strathroy & Area	\$75,000	1 year
Youth Opportunities Unlimited	\$274,700	2 years
<b>No of Grants</b>	<b>27</b>	
<b>Sub-Total</b>	<b>\$4,086,900</b>	

\$4,086,900

27

GRANTS



## TORONTO

\$14,375,000



GRANTS

ORGANIZATION NAME	AMOUNT AWARDED	TERM
416 Community Support for Women	\$7,000	1 year
ACCES Employment		
as a lead organization on this collaborative	\$75,000	11 mos
Access Community Capital Fund		
as a lead organization on this collaborative	\$52,900	11 mos
Agincourt Community Services Association		
as a lead organization on this collaborative	\$427,200	35 mos
Alzheimer Society of Toronto	\$137,700	2 years
Alzheimer Society of Toronto	\$75,000	11 mos
Art Starts	\$492,200	35 mos
Art Starts as a lead organization on this collaborative	\$750,000	35 mos
Art Starts as a lead organization on this collaborative	\$75,000	1 year
Artbarn School	\$9,000	1 year
Artscape	\$450,000	3 years
Botanicus Art Ensemble	\$75,000	10 mos
CameronHelps as a lead organization on this collaborative	\$222,500	2 years
Centre for Equality Rights in Accommodation in Ontario	\$68,300	1 year
Commfest Community Film Festival	\$22,000	1 year
Covenant House Toronto as a lead organization on this collaborative	\$75,000	11 mos
Crow's Theatre	\$150,000	9 mos
CultureLink Settlement Services of Metropolitan Toronto		
as a lead organization on this collaborative	\$750,000	3 years
Davenport Perth Neighbourhood & Community Health Centre		
as a lead organization on this collaborative	\$52,000	8 mos
Doorsteps Neighbourhood Services		
as a lead organization on this collaborative	\$149,200	33 mos
Evergreen	\$74,000	11 mos
Flemingdon Health Centre		
as a lead organization on this collaborative	\$547,400	3 years
Food Forward as a lead organization on this collaborative	\$67,800	11 mos
FoodShare Toronto as a lead organization on this collaborative	\$24,000	11 mos
FoodShare Toronto as a lead organization on this collaborative	\$75,000	11 mos
For Youth Initiative as a lead organization on this collaborative	\$70,000	10 mos
For Youth Initiative as a lead organization on this collaborative	\$65,600	11 mos
Gerstein Crisis Centre as a lead organization on this collaborative	\$469,100	3 years
Good Shepherd Ministries	\$41,000	2 mos
GRAMEN	\$74,900	11 mos
Green Thumbs Growing Kids	\$30,300	11 mos
Harmony Place Support Services	\$36,800	1 mo
Information and Communications Technology Council (ICTC)	\$42,700	5 mos
Inner City Angels as a lead organization on this collaborative	\$150,000	3 years
Luso Canadian Charitable Society (LUSO)	\$75,000	11 mos
MABELLEarts	\$192,800	35 mos

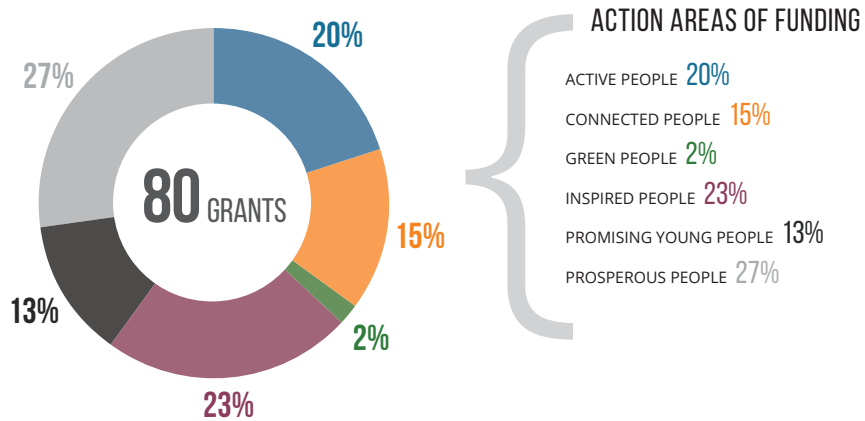


## TORONTO

ORGANIZATION NAME	AMOUNT AWARDED	TERM
MNjcc	\$150,000	5 mos
Mural Routes	\$565,100	35 mos
Native Child and Family Services of Toronto as a lead organization on this collaborative	\$55,300	11 mos
New Circles Community Services	\$248,500	35 mos
North York Community House	\$67,800	9 mos
North York Seniors Centre	\$150,000	1 mo
Ontario Tennis Association as a lead organization on this collaborative	\$150,000	2 mos
Parkdale Activity – Recreation Centre (Toronto) as a lead organization on this collaborative	\$619,700	3 years
Polycultural Immigrant and Community Services as a lead organization on this collaborative	\$70,300	11 mos
Reelworld	\$75,000	5 mos
Senior Social	\$50,200	1 year
Small World Music Society	\$70,000	11 mos
Social Planning Toronto	\$35,000	8 mos
Sojourn House	\$9,200	6 mos
St. Alban's Boys' and Girls' Club as a lead organization on this collaborative	\$150,000	11 mos
St. Clair West Services for Seniors (SCWSS)	\$26,000	6 mos
St. Michael's Homes	\$150,000	3 mos
Story Planet	\$341,200	3 years
TCBN as a lead organization on this collaborative	\$719,200	35 mos
The Art Gallery at Harbourfront (operating as The Power Plant)	\$241,000	34 mos
The Living City Foundation	\$75,000	1 year
The Toronto Consort	\$9,000	1 mo
The United Athletics Centre as a lead organization on this collaborative	\$39,600	2 mos
Tides Canada Initiatives	\$75,600	2 mos
Tides Canada Initiatives	\$41,900	1 mo
Tides Canada Initiatives	\$58,300	7 mos
Tides Canada Initiatives as a lead organization on this collaborative	\$15,900	4 mos
Tides Canada Initiatives as a lead organization on this collaborative	\$71,200	11 mos
Toronto Aboriginal Support Services Council (TASSC) as a lead organization on this collaborative	\$392,800	35 mos
Toronto Environmental Alliance	\$67,700	11 mos
Toronto Park People	\$66,700	1 year
Toronto Rape Crisis Centre/Multicultural Women Against Rape	\$19,400	9 mos
Toronto Region Immigrant Employment Council (TRIEC) as a lead organization on this collaborative	\$750,000	35 mos
TREC Education	\$41,700	11 mos

## TORONTO

ORGANIZATION NAME	AMOUNT AWARDED	TERM
Triluma Living Collaborative	\$54,300	11 mos
Trinity Square Video	\$118,800	2 mos
UrbanArts	\$743,500	3 years
Warden Woods Community Centre	\$150,000	5 mos
Warden Woods Community Centre	\$314,200	3 years
West Neighbourhood House as a lead organization on this collaborative	\$75,000	6 mos
Women's Habitat of Etobicoke	\$66,400	2 mos
WoodGreen Community Services	\$716,200	3 years
YMCA of Greater Toronto	\$150,000	5 mos
Youth Empowering Parents	\$166,900	35 mos
<b>No of Grants</b>		<b>80</b>
<b>Sub-Total</b>	<b>\$14,375,000</b>	



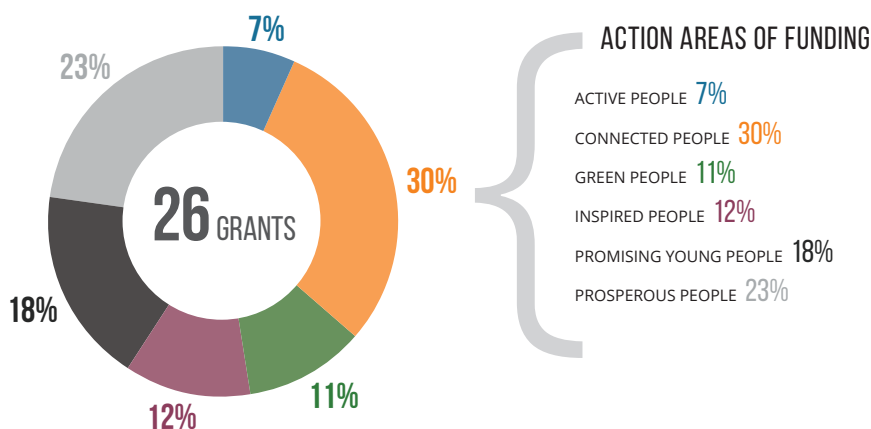
## WATERLOO, WELLINGTON & DUFFERIN

ORGANIZATION NAME	AMOUNT AWARDED	TERM
Argus Residence for Young People	\$100,000	2 years
Cambridge Shelter Corporation	\$582,500	3 years
Community Justice Initiatives of Waterloo Region as a lead organization on this collaborative	\$74,900	1 year
Community Justice Initiatives of Waterloo Region as a lead organization on this collaborative	\$73,600	1 year
Community Justice Initiatives of Waterloo Region as a lead organization on this collaborative	\$75,000	1 year
Dufferin County Cultural Resource Centre (DCCRC) as a lead organization on this collaborative	\$75,000	7 mos
Eden Mills Writers' Festival	\$40,000	8 mos
Elora Curling Club	\$126,500	4 mos
Extend-A-Family Waterloo Region as a lead organization on this collaborative	\$65,700	11 mos
FarmStart as a lead organization on this collaborative	\$61,200	8 mos
Guelph Soccer	\$19,800	1 mo
Headwaters Communities in Action	\$299,700	2 years
House of Friendship	\$150,000	6 mos
K-W Working Centre for the Unemployed	\$750,000	35 mos
Minto-Mapleton Family Health Team	\$30,000	2 mos
Nutrition for Learning Inc.	\$277,800	2 years
Parents for Community Living as a lead organization on this collaborative	\$66,100	11 mos
Planned Parenthood Waterloo Region	\$186,500	35 mos
Project READ Literacy Network	\$205,900	2 years
REEP Green Solutions as a lead organization on this collaborative	\$439,500	35 mos
The Community Players of New Hamburg as a lead organization on this collaborative	\$145,000	4 mos
Theatre Orangeville	\$102,500	2 mos
THEMUSEUM	\$249,500	3 years
Woolwich Recreational Facilities Foundation as a lead organization on this collaborative	\$150,000	3 mos
Woolwich Recreational Facilities Foundation as a lead organization on this collaborative	\$150,000	2 mos
YWCA Kitchener-Waterloo as a lead organization on this collaborative	\$169,400	2 years
<b>No of Grants</b>	<b>26</b>	
<b>Sub-Total</b>	<b>\$4,666,100</b>	

\$4,666,100

26

GRANTS



## COLLECTIVE IMPACT

\$396,500

19

GRANTS

ORGANIZATION NAME	AMOUNT AWARDED	TERM
Alzheimer Society of Ontario	\$1,500	1 year
Boys and Girls of London	\$20,000	7 mos
Canadian Mental Health Association Grey Bruce	\$20,000	1 year
Catholic Family Services of Peel-Dufferin	\$10,000	1 year
Freshwater Future Canada	\$20,000	1 year
Green Communities Association	\$20,000	10 mos
Halton Poverty Roundtable	\$20,000	1 year
Kerr Street Community Service	\$20,000	7.5 mos
Kidactive	\$20,000	3 mos
Lac Seul First Nation	\$20,000	9 mos
Niagara Connect	\$75,000	1 year
Ontario Nature	\$20,000	6 mos
PARO Centre for Women's Enterprise	\$20,000	1 year
Raising the Roof	\$20,000	1 year
Scout Environmental	\$20,000	1 year
Social Planning Council of Sudbury	\$20,000	9 mos
The Corporation of the Municipality of Central Elgin	\$20,000	1 year
The Ontario College of family Physicians	\$10,000	1 year
Thornccliffe Neighborhood Office	\$20,000	6 mos
<b>No of Grants</b>		<b>19</b>
<b>Sub-Total</b>	<b>\$396,500</b>	

## ONTARIO

ORGANIZATION NAME	AMOUNT AWARDED	TERM
Actua	\$750,000	35 mos
Actua	\$650,000	35 mos
Aiding Dramatic Change in Development	\$62,100	8 mos
Alzheimer Society of Niagara Region as a lead organization on this collaborative	\$25,200	8 mos
Arts Council – Haliburton Highlands as a lead organization on this collaborative	\$548,000	3 years
ArtsBuild Ontario	\$259,000	2 years
Association for Canadian Educational Resources (ACER)	\$69,700	11 mos
Autism Society Ontario as a lead organization on this collaborative	\$68,600	5 mos
Bird Studies Canada	\$42,000	11 mos
Canadian Abilities Foundation	\$48,900	11 mos
Canadian Arts Presenting Association/l'Association canadienne des organismes artistiques (CAPACOA) as a lead organization on this collaborative	\$75,000	11 mos
Canadian Network for Arts and Learning Foundation	\$541,000	35 mos
Canadian Organic Growers	\$65,100	11 mos
Canadian Orthopaedic Foundation as a lead organization on this collaborative	\$743,400	35 mos
Canadian Women's Hockey League	\$75,000	7 mos
Cercle de l'amitié	\$75,000	11 mos
Child Development Institute as a lead organization on this collaborative	\$750,000	35 mos
Children's Peace Theatre as a lead organization on this collaborative	\$555,000	35 mos
Chinese Canadian National Council Toronto Chapter as a lead organization on this collaborative	\$72,300	9 mos
Coalition for Music Education as a lead organization on this collaborative	\$745,200	35 mos
Conseil de la coopération d'Ontario	\$214,900	2 years
Conseil de la coopération d'Ontario	\$75,000	11 mos
Dance Ontario Association	\$160,000	3 years
DeafBlind Ontario Services as a lead organization on this collaborative	\$75,000	11 mos
Diabetes Hope Foundation	\$74,800	11 mos
Ducks Unlimited Canada as a lead organization on this collaborative	\$75,000	1 year
Earth Day Canada	\$465,000	3 years
Ecological Farmers Association of Ontario	\$75,000	1 year
Elder Abuse Ontario as a lead organization on this collaborative	\$47,400	11 mos
Environmental Defence	\$450,000	35 mos
Expect Theatre	\$65,000	11 mos
Faith & The Common Good/La foi et le bien commun as a lead organization on this collaborative	\$48,500	11 mos
Fédération de la jeunesse franco-ontarienne (FESFO)	\$43,000	4 mos
Fédération de la jeunesse franco-ontarienne (FESFO)	\$69,800	11 mos

\$22,608,600

84

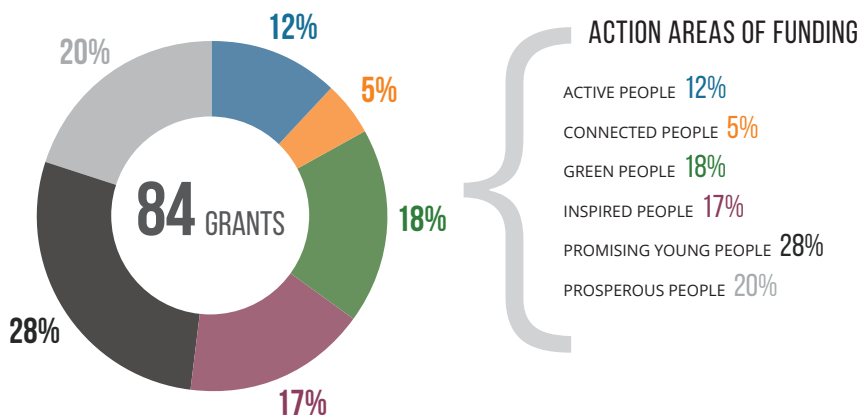
GRANTS

## ONTARIO

ORGANIZATION NAME	AMOUNT AWARDED	TERM
Freestyle Skiing Ontario Inc.	\$434,100	35 mos
Green Communities Canada	\$600,000	27 mos
Hot Docs	\$448,500	32 mos
Job Skills	\$699,400	35 mos
Jumblies Theatre	\$60,000	11 mos
Learning Disabilities Association of Ontario	\$75,000	10 mos
MCIS Language Services	\$749,600	35 mos
Near North Mobile Media Lab as a lead organization on this collaborative	\$700,300	3 years
Newcomer Centre of Peel as a lead organization on this collaborative	\$664,500	35 mos
North Claybelt Community Futures Development Corporation as a lead organization on this collaborative	\$451,800	35 mos
Northern Centre for Advanced Technology (NORCAT)	\$75,000	7 mos
Ontario Agri-Food Education Inc.	\$29,600	8 mos
Ontario Co-operative Association	\$486,500	2 years
Ontario Farmland Trust	\$374,000	35 mos
Ontario Handball Association (OHA)	\$10,000	4 mos
Ontario Land Trust Alliance as a lead organization on this collaborative	\$420,000	3 years
Ontario Nature as a lead organization on this collaborative	\$695,900	35 mos
Ontario Society of Senior Citizens Organizations as a lead organization on this collaborative	\$75,000	10 mos
Outward Bound Canada	\$379,900	35 mos
Parks and Recreation Ontario as a lead organization on this collaborative	\$493,300	34 mos
Parks and Recreation Ontario as a lead organization on this collaborative	\$747,500	35 mos
Passerelle Intégration et Développement Economique	\$636,600	35 mos
Planet in Focus	\$75,000	1 year
Project READ Literacy Network	\$71,500	11 mos
R.A.R.E. Theatre Company as a lead organization on this collaborative	\$394,400	3 years
Reach for the Rainbow	\$75,000	11 mos
Réseau du patrimoine franco-ontarien	\$75,000	11 mos
Schizophrenia Society of Ontario	\$23,000	6 mos
Schizophrenia Society of Ontario	\$28,400	11 mos
Small Change Fund	\$74,600	11 mos
St.Leonard's House, Windsor	\$9,500	11 mos
Sustainability CoLab as a lead organization on this collaborative	\$482,800	2 years
SustainMobility	\$75,000	1 year
Tallgrass Ontario (TgO)	\$75,000	11 mos
Tara Luz Danse	\$168,600	3 years

## ONTARIO

ORGANIZATION NAME	AMOUNT AWARDED	TERM
Thames Valley Children's Centre as a lead organization on this collaborative	\$383,800	35 mos
The Canadian Coalition for Green Health Care	\$199,100	34 mos
The Living City Foundation	\$20,000	2 mos
The Psychology Foundation of Canada	\$629,300	35 mos
The Shelley Gautier Para-Sport Foundation	\$75,000	11 mos
Toronto Concert Orchestra	\$56,500	1 year
Trout Unlimited Canada	\$438,000	3 years
Trout Unlimited Canada as a lead organization on this collaborative	\$50,000	1 year
Up With Women	\$617,600	3 years
Visions of Science Network for Learning	\$55,200	10 mos
Voilà Community Help as a lead organization on this collaborative	\$180,100	26 mos
Waterlution – A Water Learning Experience	\$237,300	25 mos
Whalefeather Community as a lead organization on this collaborative	\$50,300	2 mos
Won with One as a lead organization on this collaborative	\$71,500	10 mos
WorkInCulture	\$451,700	35 mos
<b>No of Grants</b>	<b>84</b>	
<b>Sub-Total</b>	<b>\$22,608,600</b>	



## BUILDING HEALTHY AND VIBRANT COMMUNITIES



# \$13

*million committed  
by MCYS for  
the 2017-2018  
granting cycle*

The Youth Opportunities Fund (YOF) is a program administered by OTF on behalf of the Ministry of Children and Youth Services (MCYS). Now in its third year, this program provides grants and capacity-building supports to youth-led grassroots groups and collaboratives serving young people who face multiple barriers to economic and social wellbeing. In June 2015, the YOF became a province-wide initiative with a budget of \$8.71 million. At that time, MCYS asked the Foundation to deliver capacity building supports to both applicants and grantees, and increased the operations budget for program delivery. In addition, MCYS committed \$12.9 million for 2016-2017 and \$13 million for the 2017-2018 granting cycle.

The YOF is specifically designed to engage and benefit Ontario youth aged 12 to 25 who are:

- Aboriginal youth (i.e. First Nation, Métis or Inuit youth)
- Racialized youth
- Newcomer youth
- Lesbian, gay, bi-sexual, transgender, two-spirit and queer (LGBTQQ) youth
- Francophone youth
- Youth with disabilities or special needs between the ages of 12-29
- Youth living in rural and remote communities
- Youth that are vulnerable of becoming or are in conflict with the law
- Youth in care or leaving care
- Youth in low-income situations or from low-income families
- Youth at risk of dropping out or who have dropped out of school



## High-Engagement

The Foundation continues to use a high-engagement granting model that encourages learning, innovation and collaboration across the sector. The YOF offers a series of capacity building and evaluation supports designed to effectively implement and demonstrate the impact of the work of grantees. For those applying to the YOF, application preparation workshops and coaching sessions are offered. For YOF grantees, skill building workshops and training to support project execution and evaluation are offered over the course of their grant.

Specifically, the Foundation supports initiatives that focus on at least one of five YOF outcomes:

### 1. Youth Form and Maintain Healthy, Close Relationships

This involves providing safe spaces and opportunities for youth to interact with peers and adults in positive ways. It also involves supporting youth to develop their social identity, healthy relationships and interpersonal skills.

### 2. Youth Have at Least One Consistent, Caring Person in their Lives

This involves increasing young people's access to caring adults. It also involves building the capacity of caring adults to better support and be allies to young people. Evidence shows that all youth, regardless of the barriers they face, benefit from being mentored by a non-parent adult.

### 3. Youth Have Families and Guardians Equipped to Help them Thrive

This involves supporting parents and caregivers so they are equipped to provide basic needs, building their capacity to promote positive youth development, and helping them to find additional support when it is needed.

### 4. Youth Are Engaged in their Communities

This involves engaging youth in ways that work for them, ensuring they know about the opportunities available, and by nurturing young peoples' sense of responsibility to their communities.

### 5. Youth Know about and Easily Navigate Resources and Opportunities in their Communities

This involves making it easier for young people to navigate supports, particularly during periods of transition. It also involves enhancing collaboration across sectors so that there is a collaborative, integrated system of services and supports to meet the changing needs of young people through key age, developmental and educational transitions.



Increased  
young people's  
access to  
caring adults



Integrated  
services and  
supports to  
meet the needs  
of young  
people

# 31

*grants totaling  
\$7,751,500  
benefitting  
youth-led grassroots  
groups and  
community-based  
organizations  
across the province*

## **Two Funding Streams**

The YOF operates with two funding streams:

The **Strategic Collaborations Stream** invests in collaboratives that are working to enhance the quality and responsiveness of services for youth facing multiple barriers with a focus on systems change and collaborative work.

The **Grassroots Innovation Stream** invests in grants that create spaces for grassroots and youth-led groups to implement their bold ideas for how to shape and strengthen their communities. It is a chance for these groups to build skills, grow their networks, and to respond to issues in new and inspiring ways.

In 2015-2016, OTF announced 31 grants totaling \$7,751,500 benefitting youth-led grassroots groups and community-based organizations across the province of Ontario. Groups from Moose Factory, Fort Albany, Peterborough, Kingston, Sachigo Lake, as well as the Greater Toronto Area and the regions of York and Peel received funding.

Initiatives included:

- **Dixie Bloor Neighbourhood Drop-In Centre**  
\$785,400 over 60 months will be used by the Healthy City Stewardship Centre collaborative to make it easier for youth from marginalized backgrounds including racialized, newcomer, LBTTQ, youth with disabilities or special needs to navigate and access employment resources in Peel. Funds will be used to hire a Youth Coordinator to oversee the project, develop and implement a strategy and deliver communications materials.
- **REX Pride c/o Leave Out Violence (LOVE)**  
\$387,000 over 48 months to coordinate a local support network for LBTTQ youth and provide support and services to youth and youth-serving agencies in the Toronto neighbourhood of Rexdale. Funds will be used for project staffing, programming and marketing materials.
- **MoCreebec Eeyoud Youth Council c/o MoCreebec First Nation**  
\$140,000 over 24 months to formally implement a youth council in the community of MoCreebec First Nation and create opportunities for youth to be engaged in meaningful ways. Funds will be used to support the engagement of youth, elders and community leaders.
- **Ohero:kon "Under the Husk" c/o Onake Corporation**  
\$400,000 over 48 months to expand its rites of passage initiative for Haudenosaunee youth facing barriers in order to provide more year-round support, skill-building, and community connecting in Akwesasne, and will share the initiative with other Haudenosaunee communities across Ontario. Funds will be used for project staffing, mentoring, travel and meeting costs, and project supplies including a shared garden.

## YOUTH OPPORTUNITIES FUND\* – GRANTING SUMMARY 2015-2016

### STRATEGIC COLLABORATIONS

ORGANIZATION NAME	AMOUNT AWARDED	TERM
Dixie Bloor Neighbourhood Drop-In Centre	\$785,400	5 years
Peacebuilders International	\$507,300	3 years
Six Nation Polytechnic	\$900,000	4 years
The Students Commission of Canada	\$700,000	4 years
<b>No of Grants</b>	<b>4</b>	
<b>Sub-Total</b>	<b>\$2,892,700</b>	

STRATEGIC  
COLLABORATIONS  
\$2,892,700

### GRASSROOTS INNOVATION

ORGANIZATION NAME	AMOUNT AWARDED	TERM
Atikameksheng Organics c/o Atikameksheng Anishinawbek	\$210,000	3 years
Black Women in Motion c/o For Youth Initiative	\$70,000	1 year
BrAIDS for AIDS c/o Youth Action Network	\$92,000	3 years
CANVAS Arts Action Program c/o Youth Assisting Youth	\$140,000	2 years
Cipher c/o ACCESS	\$33,600	1 year
Fort Albany First Nation Youth Council c/o Fort Albany First Nation	\$210,000	3 years
Iakwa'shatste Youth Fitness c/o The Aboriginal Sport and Wellness Council of Ontario	\$70,000	1 year
LAB B c/o Youth Action Network	\$300,000	3 years
Legalswipe c/o Ontario Justice Education Network	\$137,200	2 years
MoCreebec Eeyoud Youth Council c/o MoCreebec First Nation	\$140,000	2 years
Native Youth Sexual Health Network c/o Ontario Federation of Indigenous Friendship Centres	\$400,000	4 years
Next Gen Men c/o 360kids Support Services	\$210,000	3 years
NGen c/o Boys and Girls Club of Hamilton	\$400,000	4 years
Ohero:kon "Under the Husk" c/o Onake Corporation	\$400,000	4 years
Parkour Toronto c/o For Youth Initiative	\$19,500	1 year
Power to Girls Foundation c/o SKETCH Working Arts for Street-involved and Homeless Youth	\$185,000	3 years
Regaining Cultural Identity c/o Sachigo Lake First Nation	\$210,000	3 years
REX Pride c/o Leave Out Violence Everywhere (LOVE) Ontario	\$387,000	4 years
RISE Edutainment c/o VIBE Arts	\$70,000	1 year
S.E.E.D.S. c/o Thornecliffe Neighbourhood Office (TNO)	\$107,700	3 years
Sacred Water Circle c/o Green Communities Canada	\$70,000	1 year
Silver Linings Family CircleTuck Shop c/o Community Living York South	\$100,500	3 years
SoundCheck c/o The HopeWorks Connection	\$137,500	3 years
Sunset Service c/o SKETCH Working Arts for Street-involved and Homeless Youth	\$108,800	3 years
T-Miut c/o Tungasuwingat Inuit	\$210,000	3 years
Trust 15 c/o YMCA of Greater Toronto	\$300,000	3 years
World Changers Society c/o Rapport Youth & Family Services	\$140,000	2 years
<b>No of Grants</b>	<b>27</b>	
<b>Sub-Total</b>	<b>\$4,858,800</b>	
<b>TOTAL</b>	<b>\$7,751,500</b>	

GRASSROOTS  
INNOVATION  
\$4,858,800

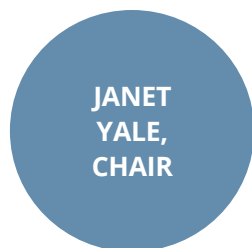
31

GRANTS

TOTAL  
\$7,751,500

\*The Foundation administers the Youth Opportunities Fund on behalf of the Government of Ontario. YOF provides grants and capacity building supports to grassroots, youth-led initiatives and community-based organizations that serve youth who are facing multiple barriers to economic and social wellbeing.

## PARTNERS IN SERVING ONTARIO



### ● ONTARIO TRILLIUM FOUNDATION BOARD OF DIRECTORS ● BOARD MEMBERS SERVING IN 2015-2016

	DATE APPOINTED	TERM EXPIRES
Janet Yale, <i>Chair</i>	04.05.11	AGM 2017
Frank Passaro, <i>Vice-Chair</i>	04.05.11	AGM 2017
Tim Jackson, <i>Treasurer</i>	11.12.13	AGM 2016
Denise Amyot	05.12.14	AGM 2017
Nicholas Chambers	04.05.11	AGM 2017
Tracy Elop	22.07.15	AGM 2018
P.Chinyere Eni-Mclean	11.09.15	AGM 2018
Kamala-Jean Gopie	15.01.16	AGM 2018
Maxim Jean-Louis	22.06.15	AGM 2018
Amos Key Jr	15.06.10	AGM 2017
Ruby Lam	28.07.10	AGM 2016
Reynolds Mastin	03.02.14	AGM 2016
Earl Miller	15.06.10	AGM 2016
Emily Ng	15.09.10	AGM 2016
Claudette Paquin	25.09.13	AGM 2016
Lucille Roch	15.06.10	AGM 2016
Susan Scotti	22.06.15	AGM 2018
Andrea Wood	08.10.14	AGM 2017

## ONTARIO TRILLIUM FOUNDATION GRANT REVIEW TEAMS

### VOLUNTEERS SERVING THE FOUNDATION IN 2015-2016

#### Algoma, Cochrane, Manitoulin, Sudbury

	TERM BEGAN	TERM EXPIRES
Connie Witty, <i>Chair</i>	07.08.2010	07.07.2015
Connie Witty	04.28.2010	07.21.2018
Janet Castellan	10.09.2013	10.08.2016
Lisa Corbiere-Addison	06.11.2008	12.09.2017
Marc Dupuis	12.03.2008	12.02.2016
Michael Erskine	05.28.2008	05.27.2017
Niilo Saari	08.12.2008	11.19.2017
Romana Siegel	05.11.2005	12.15.2018
Ron Leduc	12.08.2010	12.07.2016
Suzette Gauthier	05.04.2011	05.03.2017
Tina Montgomery	08.07.2013	08.06.2016
Paul Marleau*	12.04.2013	12.03.2016
Bob Giroux	06.28.2006	10.16.2015
Sergio Saccucci	07.15.2005	06.01.2016
Sally Hagman	07.08.2010	07.07.2015
Angela Becks	04.11.2006	10.16.2015

\*Resigned October 2015

CONNIE  
WITTY,  
CHAIR

#### Champlain

	TERM BEGAN	TERM EXPIRES
Ruth MacKenzie, <i>Chair</i>	04.09.2014	04.08.2017
Benoit Paré	08.12.2008	11.19.2017
Diane McKinnon	02.01.2013	01.31.2016
Guy Jamieson	10.01.2008	09.30.2016
James Puddicombe	04.30.2014	04.29.2017
Kristina Inrig	12.09.2015	12.08.2018
Paulette Hébert	08.12.2008	11.25.2017
Ruth MacKenzie	04.09.2014	04.08.2017
Seniha Khan	04.02.2014	04.01.2017
Stuart Sykes	09.08.2014	07.09.2017
Pierre Caron	02.01.2013	01.31.2016
Colleen Sauriol	08.24.2006	10.30.2015
Denise St. Laurent*	09.15.2010	09.14.2016
Sandra Lalonde	08.01.2006	10.02.2015
Sherrell Franklin**	11.03.2010	11.02.2016

\*Resigned July 2015

\*\*Resigned June 2015

RUTH  
MACKENZIE,  
CHAIR

## VOLUNTEERS SERVING THE FOUNDATION IN 2015-2016

JACK  
BREZINA,  
CHAIR

### Durham, Haliburton, Kawartha, Pine Ridge

	TERM BEGAN	TERM EXPIRES
Jack Brezina, <i>Chair</i>	03.10.2010	03.26.2016
Heather Kirby	07.17.2013	07.16.2016
James Simmons	04.07.2010	04.29.2018
John Stafford	08.25.2015	08.24.2018
Kathryn Rogers	08.01.2012	07.31.2018
Leslie Orpana	08.29.2012	08.28.2018
Penny Smith	08.12.2009	12.09.2017
Ramesh Makhija	05.27.2009	05.26.2017
Shirley Van Steen	04.16.2014	04.15.2017
James Tomkins*	06.13.2012	09.11.2018
Brian Markle	08.10.2006	10.16.2015
Mark Darroch**	02.09.2011	03.25.2017

\*Resigned March 2016

\*\*Resigned October 2015

RICCARDO  
VENNETILLI,  
CHAIR

### Essex, Kent, Lambton

	TERM BEGAN	TERM EXPIRES
Riccardo Vennettilli, <i>Chair</i>	10.20.2010	10.19.2016
Daniel Allen	09.08.2014	09.07.2017
Elaine Babcock	02.01.2013	01.31.2016
James Stein	09.15.2010	11.17.2018
Patricia Peters	02.20.2013	02.19.2016
Riccardo Vennettilli	10.20.2010	10.19.2016
Rita Chappell Arsenaault	04.02.2014	01.04.2017
Harold Gillies	09.12.2012	09.11.2015
Maurice Janisse	12.08.2010	01.22.2016

## VOLUNTEERS SERVING THE FOUNDATION IN 2015-2016

### Grand River

	TERM BEGAN	TERM EXPIRES
Anne Tinker, <i>Chair</i>	02.04.2009	03.31.2018
Andrew Kooistra	02.10.2016	02.09.2019
Anne Tinker	02.04.2009	03.31.2018
Catherine Stidsen	02.20.2013	02.19.2016
Chuck Beach	02.10.2016	02.09.2019
Dominique Lemieux	05.02.2012	05.01.2018
James Peters	12.19.2008	04.21.2018
Larry Davis	12.10.2008	12.09.2016
Melissa Collver	08.15.2012	11.17.2018
Michelle Bomberry	12.19.2008	03.31.2018
Lance Calbeck	05.16.2007	05.15.2016
Betty-Anne Whitney*	05.04.2011	05.03.2017

\*Resigned October 2015

ANNE  
TINKER,  
CHAIR

### Grey, Bruce, Huron, Perth

	TERM BEGAN	TERM EXPIRES
Rena Spevack, <i>Chair</i>	05.04.2011	05.03.2017
Donald Butland	06.13.2012	07.21.2018
Donna Atkinson	01.29.2014	01.28.2017
Harriet Mitchell	10.03.2012	11.17.2018
Janice McEachnie	06.20.2012	07.21.2018
Judith Keightley	09.30.2015	09.29.2018
Marnie Speck	02.26.2014	02.25.2017
Nancy Primak	02.20.2013	02.19.2016
Rena Spevack	05.04.2011	05.03.2017
Roger Cosgrove	02.09.2011	02.08.2016
Allan Simpson	06.13.2012	06.12.2015
James Murray	05.16.2012	05.15.2015
Richard Smelski*	04.11.2007	06.01.2016

\*Resigned March 2016

RENA  
SPEVACK,  
CHAIR

## VOLUNTEERS SERVING THE FOUNDATION IN 2015-2016

GAYLE  
WADDEN,  
CHAIR

### Halton-Peel

	TERM BEGAN	TERM EXPIRES
Gayle Wadden, <i>Chair</i>	04.18.2007	06.01.2016
A.Alex Dhanjal	02.14.2014	02.14.2017
Atul Ahuja*	09.08.2014	09.07.2017
Gayle Wadden	04.18.2007	06.01.2016
Janice Moro	02.12.2014	02.11.2017
Jaz Singh	04.02.2014	04.01.2017
Linden King	05.12.2010	08.14.2018
Lynn McNeil	05.27.2009	05.26.2017
Margherita Bialy	04.09.2014	04.08.2017
Mark Emmanuel	01.29.2014	01.28.2017
Monty Fidda	09.30.2015	09.29.2018
Rohit Mehta	04.18.2011	04.17.2017
Sheila Wilson	09.08.2015	09.07.2018
Tanya Rumble	05.27.2009	05.26.2015
Bill Allison	03.07.2007	06.01.2016

TERRY  
MIOSI,  
CHAIR

### Hamilton

	TERM BEGAN	TERM EXPIRES
Terry Miosi, <i>Chair</i>	08.28.2013	08.27.2016
Anne Tennier	06.26.2013	06.25.2016
Bonnie Tolton	05.04.2011	05.03.2017
Lionel Joyner	09.25.2013	09.24.2016
Nancy McKibbin-Gray	05.17.2011	05.16.2017
Roxanne Rapedius	04.09.2014	04.09.2017
Russell Powers	04.30.2014	04.29.2017
Terry Miosi	08.28.2013	08.27.2016
Patrica Wright, <i>Past Chair</i>	05.03.2006	10.16.2015
Marco Oddi*	04.09.2014	04.09.2017
Neil Del Bel Belluz	06.26.2013	06.25.2016
Nadia Rizzuto**	04.30.2014	04.29.2017

\*Resigned November 2015

\*\*Resigned December 2015



## VOLUNTEERS SERVING THE FOUNDATION IN 2015-2016

### Muskoka, Nipissing, Parry Sound, Timiskaming

	TERM BEGAN	TERM EXPIRES
Sue Morris, <i>Chair</i>	11.06.2013	11.05.2016
Andrea Johnston	11.20.2013	11.19.2016
Barbara Laplante	11.29.2010	11.28.2016
Bonnie Sackrider	09.12.2012	11.17.2018
Carol DiBartolomeo	12.05.2012	12.04.2016
Katharine England	05.16.2012	05.15.2018
Sue Morris	11.06.2013	11.05.2016
Jennifer Schnier*	10.01.2008	01.18.2016
Lori Venasse, <i>Past Chair</i>	08.29.2012	08.28.2015
Stacie Fiddler	06.13.2012	06.12.2015

\*Resigned, June 2015

SUE  
MORRIS,  
CHAIR

### Niagara

	TERM BEGAN	TERM EXPIRES
Susan Erskine, <i>Chair</i>	06.22.2011	09.16.2017
Anne Atkinson	11.20.2013	11.19.2016
Claude Dallaire	01.27.2010	05.25.2018
Eric Mitchinson	06.17.2015	06.16.2018
John Storm	10.01.2008	09.30.2016
Kenneth Burden	05.17.2011	05.16.2017
Livia Martin	11.29.2010	04.12.2019
Susan Erskine	06.22.2011	09.16.2017
Susan Morin	04.18.2011	04.17.2017
William Williams	12.03.2014	12.02.2017
Harvie Hagerty	11.15.2006	01.08.2016
Yvonne Hopkins	09.06.2006	10.30.2015

SUSAN  
ERSKINE,  
CHAIR

### Northwestern

	TERM BEGAN	TERM EXPIRES
Keith Nymark, <i>Chair</i>	05.28.2008	05.27.2017
Alice Sasines	10.03.2012	11.17.2018
Angela Bishop	02.01.2013	01.31.2019
Becky Holden	09.08.2014	09.07.2017
Betty Lee-Lawrence	05.27.2009	05.26.2018
Jason Hughes	05.28.2008	06.01.2016
Keith Nymark	05.28.2008	05.27.2017
Lesley Bell	12.05.2012	12.04.2016
Miriam Wall	05.28.2008	05.27.2017
Rita Demetzer	08.12.2008	11.19.2017
Roopa Rakshit	01.29.2014	01.28.2017

KEITH  
NYMARK,  
CHAIR

## VOLUNTEERS SERVING THE FOUNDATION IN 2015-2016

LOUISE  
HESLOP,  
CHAIR

### Quinte, Kingston, Rideau

	TERM BEGAN	TERM EXPIRES
Louise Heslop, <i>Chair</i>	05.04.2011	05.03.2017
Colleen O'Reilly	01.29.2014	01.28.2017
Deanna Dulmage	09.12.2012	09.11.2018
Don DeGenova	05.17.2011	05.16.2017
James Roulston	09.12.2012	09.11.2018
John Blake	10.23.2013	10.22.2016
Louise Heslop	05.04.2011	05.03.2017
Natalie Wood	05.04.2011	05.03.2017
Sherri Marcotte	04.02.2014	04.01.2017
Wanda Slawinski	12.10.2008	12.09.2016
Bonnie Pelletier*	12.17.2013	12.16.2016
Hali Adair**	02.12.2014	02.11.2017
Jacqueline Franklin***	10.08.2008	09.30.2016
Betsy Heately****	01.27.2010	01.26.2016

\*Resigned June 2015

\*\*Resigned April 2016

\*\*\*Resigned October 2015

\*\*\*\*Resigned March 2016

SAVI  
SINGH,  
CHAIR

### Simcoe-York

	TERM BEGAN	TERM EXPIRES
Savi Singh, <i>Chair</i>	05.12.2010	05.11.2015
Jamiena Shah	02.09.2011	03.25.2017
Angela Schinas	08.12.2008	11.19.2017
Daksh Grotra*	02.11.2015	02.10.2018
Feria Bacchus	09.08.2009	12.09.2017
Frank Steeve	10.20.2010	11.13.2016
Janice Kwan	08.07.2013	08.06.2016
Kim Gavine	01.29.2014	01.28.2017
Lisa Gibbs	10.03.2012	11.17.2018
Loreta Pavese	08.12.2015	08.11.2018
Lynn Nixon	04.18.2011	04.17.2017
Michael Pinnock	08.15.2012	08.14.2015
Richard Kelly	09.30.2015	09.29.2018
Savi Singh	05.12.2010	05.11.2018
Wendy Dunlop	08.29.2012	08.28.2018

## VOLUNTEERS SERVING THE FOUNDATION IN 2015-2016

### Thames Valley

	TERM BEGAN	TERM EXPIRES
Steven Trujillo, <i>Chair</i>	05.01.2013	04.30.2016
Bill Green	12.05.2012	12.04.2018
Deborah Armstrong	12.19.2008	03.05.2017
Diane Dubois	08.07.2013	08.06.2016
Dwayne Kecheho	08.12.2009	03.24.2018
Linda Lustins	02.10.2016	02.09.2019
Ross MacDonald	12.05.2012	12.04.2016
Sam Coghlan	09.08.2015	09.07.2018
Sharon O'Leary	02.04.2009	04.21.2018
Steven Trujillo	05.01.2013	04.30.2016
Brian George	06.30.2006	10.16.2015
Amy Gibbons	10.18.2012	10.17.2015
Ann Lapchinski, <i>Past Chair</i>	08.24.2006	01.08.2016

STEVEN  
TRUJILLO,  
CHAIR

### Toronto

	TERM BEGAN	TERM EXPIRES
Norman King, <i>Chair</i>	11.29.2010	01.22.2016
Angela Flaemrich	08.25.2015	08.24.2018
Brent Chamberlain	02.12.2014	02.11.2017
Carole-Ann Hamilton	02.24.2016	02.23.2019
Cynthia Good	10.20.2010	10.19.2016
Daphne Simon	01.06.2014	01.05.2017
Fattah Stanley	05.17.2011	05.16.2017
Genevieve Oger	02.24.2016	02.23.2019
Hemant Sayal	02.11.2015	02.10.2018
Isaac Quan	09.08.2014	09.07.2017
Jascha Jabes	08.12.2008	08.11.2016
Jeffrey Goreski	11.06.2013	11.05.2016
Jose Pinto	07.22.2015	07.21.2018
Maureen Lynch	06.26.2013	06.25.2016
Mona ElSayeh	09.08.2014	09.07.2017
Nicole Chamula	02.24.2016	02.23.2019
Norman King	11.29.2010	01.22.2016
Ryan Rodrigues	12.05.2012	12.04.2016
Shameem Sultana	04.02.2014	04.01.2017
Sharilyn Hale	04.02.2014	04.01.2017
Helen Ching-Kircher*	09.03.2008	09.28.2016

NORMAN  
KING,  
CHAIR

\*Resigned June 2015



## VOLUNTEERS SERVING THE FOUNDATION IN 2015-2016

### Waterloo, Wellington, Dufferin

	TERM BEGAN	TERM EXPIRES
Crista Renner, <i>Chair</i>	02.04.2009	04.05.2017
Crista Renner	02.04.2009	04.05.2017
David Murray	06.19.2013	06.18.2016
Fred Aitchison	06.26.2013	06.25.2016
Gebrehiwot Berihun	05.17.2011	05.16.2017
Kelly McManus	08.25.2015	08.24.2018
Logan Walsh	02.12.2014	02.11.2017
Molly Kriksic	10.20.2010	10.19.2016
Robert Maier	04.09.2014	08.04.2017
Ruby Weber	05.04.2011	05.03.2017
Susan Leuty	12.08.2010	06.25.2016
Sylvia Lauterbach	12.08.2010	12.07.2016
Winston Uytendogaart	12.10.2008	12.09.2016
Amanda Dennison*	05.04.2011	05.03.2017

\*Resigned August 2015

## FINANCIAL REPORT

### REPORT ON FINANCIAL PERFORMANCE

- In 2015-2016, the Ontario Trillium Foundation received \$115.0 million from the Ministry of Tourism, Culture and Sport, \$8.7 million from the Ministry of Children and Youth Services, and \$3.1 million from Treasury Board Secretariat, for a total of \$126.8 million. (\$123.4 million is recorded in the Statement of Operations; the remaining \$3.4 million is recorded in deferred contributions, for spending in the following year.) Other revenue sources include investment income (\$1.8 million) and funds made available as a result of rescinded grants (\$3.9 million).
- Of this funding, \$101.8 million was pledged for the Foundation's core grants programs (Community and Province-Wide) and \$7.8 million for Youth Opportunities Fund grants. \$2.0 million was also paid out in Local Poverty Reduction Fund grant payments, for which the Foundation served as an administrative agent. Grant-making expenses, services to the community, support services, and amortization together amounted to \$17.5 million.
- At March 31, 2016 the Foundation held approximately \$155.2 million in investments, in fixed income securities (short-term treasury bills and government bonds). Most of these funds (\$142.6 million) are committed to multi-year grant pledges. The Foundation's investments are managed by the Ontario Financing Authority.
- Funds may be recovered, or future payments rescinded, in cases where circumstances (e.g. planned activities, budgets) change or where grant outcomes or other requirements are not met.
- Accumulated net assets at year-end totaled almost \$2.6 million, of which approximately \$1.2 million was invested in capital assets and \$1.3 million represented unrestricted assets.
- Volunteers make a significant contribution to the operations of the Foundation. Given the difficulty of estimating monetary value, these contributions are not reflected in the financial statements.

\$2.0

*million was also paid out in Local Poverty Reduction Fund grant payments, for which the Foundation served as an administrative agent*

 **FINANCIAL STATEMENTS OF**  
**ONTARIO TRILLIUM FOUNDATION**

Year ended March 31, 2016



KPMG LLP  
Yonge Corporate Centre  
4100 Yonge Street, Suite 200  
Toronto ON M2P 2H3  
Canada  
Tel 416-228-7000  
Fax 416-228-7123

## INDEPENDENT AUDITORS' REPORT

To the Board of Directors of Ontario Trillium Foundation

We have audited the accompanying financial statements of Ontario Trillium Foundation, which comprise the statement of financial position as at March 31, 2016, the statements of operations, changes in net assets and cash flows for the year then ended, and notes, comprising a summary of significant accounting policies and other explanatory information.

### *Management's Responsibility for the Financial Statements*

Management is responsible for the preparation and fair presentation of these financial statements in accordance with Canadian public sector accounting standards, and for such internal control as management determines is necessary to enable the preparation of financial statements that are free from material misstatement, whether due to fraud or error.

### *Auditors' Responsibility*

Our responsibility is to express an opinion on these financial statements based on our audit. We conducted our audit in accordance with Canadian generally accepted auditing standards. Those standards require that we comply with ethical requirements and plan and perform the audit to obtain reasonable assurance about whether the financial statements are free from material misstatement.

An audit involves performing procedures to obtain audit evidence about the amounts and disclosures in the financial statements. The procedures selected depend on our judgment, including the assessment of the risks of material misstatement of the financial statements, whether due to fraud or error. In making those risk assessments, we consider internal control relevant to the entity's preparation and fair presentation of the financial statements in order to design audit procedures that are appropriate in the circumstances, but not for the purpose of expressing an opinion on the effectiveness of the entity's internal control. An audit also includes evaluating the appropriateness of accounting policies used and the reasonableness of accounting estimates made by management, as well as evaluating the overall presentation of the financial statements.

We believe that the audit evidence we have obtained is sufficient and appropriate to provide a basis for our audit opinion.



Page 2

*Opinion*

In our opinion, the financial statements present fairly, in all material respects, the financial position of Ontario Trillium Foundation as at March 31, 2016, and its results of operations and its cash flows for the year then ended in accordance with Canadian public sector accounting standards.

*KPMG LLP*

A handwritten signature in black ink that reads 'KPMG LLP'. The signature is written in a cursive, slightly slanted style. Below the signature is a single horizontal line that starts under the 'K' and ends under the 'P'.

Chartered Professional Accountants, Licensed Public Accountants

June 23, 2016  
Toronto, Canada



# ONTARIO TRILLIUM FOUNDATION

## Statement of Financial Position

March 31, 2016, with comparative information for 2015

	2016	2015
<b>Assets</b>		
Cash	\$ 1,544,270	\$ 1,038,447
Accounts receivable and other	458,107	528,888
Investments (note 2)	155,213,410	134,306,937
Capital assets (note 3)	1,228,970	1,537,067
	<u>\$ 158,444,757</u>	<u>\$ 137,411,339</u>

## Liabilities and Net Assets

### Liabilities:

Accounts payable and accrued liabilities	\$ 2,398,801	\$ 2,094,498
Deferred contributions (note 4(a))	10,884,514	7,408,799
Grants payable (note 4(b))	142,589,400	125,336,000
	<u>155,872,715</u>	<u>134,839,297</u>

### Net assets:

Invested in capital assets	1,228,970	1,537,067
Unrestricted	1,343,072	1,034,975
	<u>2,572,042</u>	<u>2,572,042</u>

### Commitments (note 7)


	<u>\$ 158,444,757</u>	<u>\$ 137,411,339</u>
--	-----------------------	-----------------------

See accompanying notes to financial statements.

On behalf of the Board:



Janet Yale, Chair



Timothy Jackson, Treasurer

# ONTARIO TRILLIUM FOUNDATION

## Statement of Operations

Year ended March 31, 2016, with comparative information for 2015

	2016	2015
Revenue:		
Ontario government funding (note 4(a))	\$ 123,351,385	\$ 119,858,728
Grants rescinded or recovered (note 4(a))	3,937,788	2,572,084
Investment income (note 4(a))	1,828,535	2,318,955
	<u>129,117,708</u>	<u>124,749,767</u>
Expenses:		
Program activities:		
Grants pledged (note 4(b))	109,569,000	108,317,000
Grantmaking expenses (note 4(a))	14,087,615	13,476,685
Agent grants paid (note 4(a))	2,028,500	–
Services to the community (notes 4(a) and 6)	887,022	483,684
	<u>126,572,137</u>	<u>122,277,369</u>
Support services (notes 4(a) and 5)	2,056,137	1,965,324
Amortization of capital assets	489,434	507,074
	<u>129,117,708</u>	<u>124,749,767</u>
Excess of revenue over expenses	\$ –	\$ –

See accompanying notes to financial statements.

# ONTARIO TRILLIUM FOUNDATION

## Statement of Changes in Net Assets

Year ended March 31, 2016, with comparative information for 2015

			2016	2015
	Invested in capital assets	Unrestricted	Total	Total
Net assets, beginning of year	\$ 1,537,067	\$ 1,034,975	\$ 2,572,042	\$ 2,572,042
Excess (deficiency) of revenue over expenses	(489,434)	489,434	–	–
Purchase of capital assets	181,337	(181,337)	–	–
Net assets, end of year	\$ 1,228,970	\$ 1,343,072	\$ 2,572,042	\$ 2,572,042

See accompanying notes to financial statements.

# ONTARIO TRILLIUM FOUNDATION

## Statement of Cash Flows

Year ended March 31, 2016, with comparative information for 2015

	2016	2015
Cash provided by (used in):		
Operating activities:		
Amortization of capital assets which does not involve cash	\$ 489,434	\$ 507,074
Change in non-cash operating items	21,104,199	(4,220,362)
	<u>21,593,633</u>	<u>(3,713,288)</u>
Capital activities:		
Net purchase of capital assets	(181,337)	(456,018)
Investing activities:		
Purchase of investments	(959,088,928)	(793,099,405)
Disposal of investments	938,182,455	796,819,554
	<u>(20,906,473)</u>	<u>3,720,149</u>
Increase (decrease) in cash	505,823	(449,157)
Cash, beginning of year	1,038,447	1,487,604
Cash, end of year	<u>\$ 1,544,270</u>	<u>\$ 1,038,447</u>

See accompanying notes to financial statements.

# ONTARIO TRILLIUM FOUNDATION

Notes to Financial Statements

Year ended March 31, 2016

---

Ontario Trillium Foundation (the "Foundation" or "OTF"), an agency of the Ministry of Tourism, Culture and Sport ("MTCS"), is financially supported by the Ontario government. OTF began operations as an arm's-length agency of the Ontario government on August 23, 1982 and was incorporated without share capital under the laws of Ontario under letters patent dated November 17, 1982. OTF's purpose is to build healthy and vibrant communities throughout Ontario, by strengthening the capacity of the voluntary sector through investments in community-based initiatives.

Government funding is subject to Memoranda of Understanding that define how the funds must be invested and distributed.

## 1. Significant accounting policies:

The financial statements have been prepared by management in accordance with Canadian public sector accounting standards, including the 4200 standards for government not-for-profit organizations.

### (a) Revenue recognition:

OTF follows the deferral method of accounting for contributions, which include government funding. Unrestricted contributions are recognized as revenue when received or receivable if the amount to be received can be reasonably estimated and collection is reasonably assured. Externally restricted contributions are deferred and recognized as revenue in the year in which the related expenses are incurred.

Investment income is recorded on the accrual basis.

### (b) Financial instruments:

Financial instruments are recorded at fair value on initial recognition. All other financial instruments are subsequently recorded at cost or amortized cost unless management has elected to carry the instruments at fair value. The Foundation has not elected to carry any such financial instruments at fair value.

Financial instruments are adjusted by transaction costs incurred on acquisition and financing costs, which are amortized using the effective interest rate method.

# ONTARIO TRILLIUM FOUNDATION

Notes to Financial Statements (continued)

Year ended March 31, 2016

---

## 1. Significant accounting policies (continued):

All financial assets are assessed for impairment on an annual basis. When a decline is determined to be other than temporary, the amount of the loss is reported in the statement of operations.

As financial instruments are recorded at cost or amortized costs, a statement of remeasurement gains and losses has not been included.

### (c) Grants:

Grants awarded by the Foundation are recorded as grants pledged expenses in the year that the Foundation approves the grant.

Grants awarded by third party organizations for which the Foundation acts as an administrative agent are recorded as agent grant payments when payments are issued.

### (d) Allocation of support services expenses:

The Foundation classifies expenses on the statement of operations by function. The Foundation allocates certain costs by identifying the appropriate basis of allocating and applying that basis consistently each year. The Foundation allocates its support services expenses proportionately on a per capita basis.

### (e) Capital assets:

Capital assets are recorded at cost less accumulated amortization. Amortization is provided on a straight-line basis over the following periods:

---

Furniture and fixtures	5 years
Computer hardware	3 years
Computer software	3 years
Leasehold improvements	Term of lease

---

# ONTARIO TRILLIUM FOUNDATION

Notes to Financial Statements (continued)

Year ended March 31, 2016

## 1. Significant accounting policies (continued):

### (f) Use of estimates:

The preparation of financial statements requires management to make estimates and assumptions that affect the reported amounts of assets and liabilities and disclosure of contingent assets and liabilities at the date of the financial statements and the reported amounts of revenue and expenses during the year. Actual results could differ from those estimates.

## 2. Investments:

	2016	2015
Short-term investments	\$ 66,707,683	\$ 46,041,528
Bonds	15,422,366	15,447,707
Laddered bond portfolio	73,083,361	72,817,702
	<u>\$ 155,213,410</u>	<u>\$ 134,306,937</u>

All investments, excluding the laddered bond portfolio, are in fixed income securities and mature within the next three months (2015 - fourteen months). These investments bear interest from 0.63% to 0.98% (2015 - 0.85% to 1.08%).

In OTF's laddered bond portfolio, all bond investments are in fixed income securities and have maturity dates between six months and three years. These investments bear interest from 1.90% to 4.45% (2015 - 1.90% to 4.45%).

The Ontario Financing Authority acts as OTF's investment manager under an investment management agreement that adheres to OTF's policies and procedures governing risk and also includes additional risk concern measures.

## 3. Capital assets:

	2016		2015	
	Cost	Accumulated amortization	Net book value	Net book value
Furniture and fixtures	\$ 1,027,942	\$ 858,676	\$ 169,266	\$ 257,657
Computer hardware	1,173,513	1,023,209	150,304	239,818
Computer software	1,363,745	1,195,468	168,277	158,594
Leasehold improvements	1,409,329	668,206	741,123	880,998
	<u>\$ 4,974,529</u>	<u>\$ 3,745,559</u>	<u>\$ 1,228,970</u>	<u>\$ 1,537,067</u>

# ONTARIO TRILLIUM FOUNDATION

Notes to Financial Statements (continued)

Year ended March 31, 2016

## 4. Deferred contributions and grants payable:

(a) Deferred contributions represent funding received from Ministries that has not yet been pledged as grants, paid to Local Poverty Reduction Fund ("LPRF") grantees or spent on operations. These funds are restricted until grants are approved by the Board of Directors and pledged to third parties, LPRF grant conditions are met and payments are made or until operating expenditures are made. OTF has controls in place to ensure that the restrictions on grant pledges are met prior to utilization of these funds.

						2016		2015	
		General operations	Community Capital Fund	Youth Opportunities Fund	Local Poverty Reduction Fund	Total		Total	
Deferred contributions, beginning of year	\$	5,492,214	\$ 1,824,763	\$ 91,822	\$ -	\$ 7,408,799	\$	7,267,527	
Funding received:									
Ministry of Tourism, Culture and Sport		115,000,000	-	-	-	115,000,000		115,000,000	
Ministry of Children and Youth Services		-	-	8,710,000	-	8,710,000		5,000,000	
Treasury Board Secretariat		-	-	-	3,117,100	3,117,100		-	
		115,000,000	-	8,710,000	3,117,100	126,827,100		120,000,000	
Investment income recorded as revenue		1,757,672	-	67,453	3,410	1,828,535		2,318,955	
Grants pledged		(101,817,500)	-	(7,751,500)	-	(109,569,000)		(108,317,000)	
Agent grants paid		-	-	-	(2,028,500)	(2,028,500)		-	
Grantmaking expenses		(12,825,811)	(131,033)	(858,019)	(272,752)	(14,087,615)		(13,476,685)	
Support services		(2,056,137)	-	-	-	(2,056,137)		(1,965,324)	
Amortization		(478,014)	-	(8,220)	(3,200)	(489,434)		(507,074)	
Services to the community		(887,022)	-	-	-	(887,022)		(483,684)	
Grants rescinded or recovered		2,724,193	1,213,595	-	-	3,937,788		2,572,084	
Amounts recognized as Ontario government funding		(113,582,619)	1,082,562	(8,550,286)	(2,301,042)	(123,351,385)		(119,858,728)	
Change during the year		1,417,381	1,082,562	159,714	816,058	3,475,715		141,272	
Deferred contributions, end of year	\$	6,909,595	\$ 2,907,325	\$ 251,536	\$ 816,058	\$ 10,884,514	\$	7,408,799	



# ONTARIO TRILLIUM FOUNDATION

Notes to Financial Statements (continued)

Year ended March 31, 2016

---

## 4. Deferred contributions and grants payable (continued):

### Community Capital Fund:

On August 27, 2010, the Foundation signed an agreement with MTCS to administer the Community Capital Fund to provide grants for specific infrastructure projects that support Ontario government priorities and help to revitalize community-based infrastructure by directing funding towards capital assets.

### Youth Opportunities Fund:

On November 7, 2013, the Foundation signed an agreement with the Ministry of Children and Youth Services ("MCYS") to administer the Youth Opportunities Fund ("YOF") to provide grants for community-based and positive youth development projects that improve conditions for youth who face multiple barriers to positive outcomes in the Greater Toronto Area. On October 8, 2015, the Foundation signed an amending agreement to expand the YOF program throughout the province.

### Local Poverty Reduction Fund:

On November 19, 2015, the Foundation signed an agreement with Treasury Board Secretariat ("TBS") and MTCS to act as an administrative agent for the Local Poverty Reduction Fund, a granting program to provide funding to support innovative, community-driven projects that measurably improve the lives of those most affected by poverty. The transactions are deferred until such time that grant payments are made or operating expenses are incurred. TBS is responsible for application review and approval, and the Foundation supports applicants through the application process and manages the grants once they are approved.

The total funding to be received from TBS is \$50,000,000 over six years. During 2016, \$3,117,100 was received, of which \$2,028,500 is included in agent grants paid.

# ONTARIO TRILLIUM FOUNDATION

Notes to Financial Statements (continued)

Year ended March 31, 2016

## 4. Deferred contributions and grants payable (continued):

(b) Once OTF pledges grants for distribution, the grants are recorded as grants payable. Grants pledged and not yet distributed are payable, subject to the receipt of funds by OTF and to certain performance conditions placed on the recipients. The continuity of grants payable is as follows:

	2016	2015
Grants pledged	\$ 109,569,000	\$ 108,317,000
Grants rescinded	(2,611,100)	(1,823,600)
Grants paid	(89,704,500)	(110,534,400)
	17,253,400	(4,041,000)
Grants payable, beginning of year	125,336,000	129,377,000
Grants payable, end of year	\$ 142,589,400	\$ 125,336,000

Grants are payable to various organizations in the fiscal years ending March 31 as follows:

2017	\$ 81,008,500
2018	39,233,500
2019	19,422,400
2020	2,659,700
2021	246,600
Thereafter	18,700
	\$ 142,589,400

## 5. Allocation of expenses:

The Foundation allocates certain of its support services expenses based on the proportion of the total staff directly involved with grantmaking and services to the community. The following percentages were used to calculate the allocation: grantmaking, 66% (2015 - 67%) and services to the community, 3% (2015 - 2%).

Support services reported in the statement of operations of \$2,056,137 (2015 - \$1,965,324) are reported after allocation of \$4,320,783 (2015 - \$4,178,377) to grantmaking expenses and \$173,758 (2015 - \$137,628) to services to the community.

# ONTARIO TRILLIUM FOUNDATION

Notes to Financial Statements (continued)

Year ended March 31, 2016

---

## 6. Services to the community:

Services to the community are charitable activities other than grants, such as convening, knowledge sharing, capacity building and technical assistance to community organizations.

## 7. Commitments:

Future minimum annual rental payments for premises under operating leases are as follows:

---

2017	\$ 1,336,100
2018	1,357,900
2019	1,301,400
2020	1,307,100
2021	1,342,100
Thereafter	685,100
	<hr/>
	\$ 7,329,700

---

In relation to these leases, OTF has agreed to indemnify the landlord against losses occurring on the lease premises which may arise out of a breach of the lease agreement.

## 8. Indemnification of officers and directors:

OTF has indemnified its past, present and future directors, officers, employees and volunteers against expenses (including legal expenses), judgments, and any amount actually or reasonably incurred by them in connection with any action, suit or proceeding in which the directors are used as a result of their service, if they acted honestly and in good faith with a view to the best interests of OTF. The nature of the indemnity prevents OTF from reasonably estimating the maximum exposure. OTF has purchased directors' and officers' liability insurance with respect to this indemnification.

# ONTARIO TRILLIUM FOUNDATION

Notes to Financial Statements (continued)

Year ended March 31, 2016

---

## 9. Financial risks:

### (a) Liquidity risk:

Liquidity risk is the risk that the Foundation will be unable to fulfill its obligations on a timely basis or at a reasonable cost. The Foundation manages its liquidity risk by monitoring its operating requirements. The Foundation prepares budget and cash forecasts to ensure it has sufficient funds to fulfill its obligations.

Accounts payable and accrued liabilities are generally due within 60 days of receipt of an invoice.

There have been no significant changes to the liquidity risk exposure from 2015.

### (b) Market risk:

Market risk is the risk that changes in market prices, such as foreign exchange rates or interest rates, will affect the Foundation's income or the value of its holdings of financial instruments. The objective of market risk management is to control market risk exposures within acceptable parameters while optimizing return on investment.

There has been no significant change to the market risk exposure from 2015.

### (c) Interest rate risk:

Interest rate risk is the risk that the fair value of future cash flows or a financial instrument will fluctuate because of changes in the market interest rates.

Financial assets and financial liabilities with variable interest rates expose the Foundation to cash flow interest rate risk. The Foundation is exposed to this risk through its investments.

As at March 31, 2016, had prevailing interest rates increased or decreased by 1%, assuming a parallel shift in the yield curve, with all other variables held constant, the estimated impact on the market value of bonds would approximate \$1,220,000.

The Foundation's investments are disclosed in note 2.

There has been no change to the interest rate risk exposure from 2015.