


# Ontario Trillium Foundation

2011 | 2012 Annual Report



Building Healthy and Vibrant Communities

[www.otf.ca](http://www.otf.ca)



July 29, 2012

The Honourable Michael Chan  
Minister of Tourism, Culture and Sport  
9<sup>th</sup> Floor, Hearst Block  
900 Bay Street  
Toronto, Ontario M7A 2E1

Dear Minister:

On behalf of the Board of Directors of the Ontario Trillium Foundation (OTF), I am pleased to submit our Annual Report for the fiscal year 2011-2012.

In this report you will find a brief summary that highlights the goals achieved by the Foundation. Also included is a list of grants made and our audited financial statements. This year we have chosen to highlight a number of grants focused on enhancing the social and economic potential of all Ontarians.

The Foundation is committed to building healthy and vibrant communities across Ontario through community-based initiatives that strengthen the capacity of the voluntary sector. We are grateful for the stability in government funding as it has allowed us to continue to have a breadth of impact in communities across the province.

Our volunteer Board of Directors and Grant Review Teams, supported by a dedicated and knowledgeable professional staff, continue to provide outstanding leadership. We share a collective pride in the Foundation's successes, as described in this report.

We value the effective working relationship OTF has with your ministry, and we look forward to continuing our important work together.

Sincerely,



Lucille Roch  
Acting Chair of the Board (*as of June 14, 2012*)



## Table of Contents

---

Message from the Acting Chair, Janet Passmore	4
Message from the Chief Executive Officer	6

### ■ **Accountability, Impact and Organizational Effectiveness**

Review of 2011-2012 Achievements	8
Our Vision, Mission and Values	11
Our Granting Priorities	12

### ■ **Building Healthy and Vibrant Communities**

Featured Grants	14
Granting Activities	18
Grants Summary	19
Community Grants	20
Algonia, Cochrane, Manitoulin, Sudbury	20
Champlain	23
Durham, Haliburton, Kawartha, Pine Ridge	28
Essex, Kent, Lambton	31
Grand River	33
Grey, Bruce, Huron, Perth	35
Halton-Peel	38
Hamilton	42
Muskoka, Nipissing, Parry Sound, Timiskaming	44
Niagara	45
Northwestern	48
Quinte, Kingston, Rideau	50
Simcoe-York	53
Thames Valley	56
Toronto	59
Waterloo, Wellington, Dufferin	65
Province-Wide Grants	68
Future Fund Grants	72
Community Capital Fund Grants	73

### ■ **Partners in Serving Ontario**

Board of Directors	80
Grant Review Team Members	81
Staff	89

### ■ **Financial Report**

Report on Financial Performance	93
Auditor's Report	94
Statement of Financial Position	96
Statement of Operations	97
Statement of Changes in Net Assets	98
Statement of Cash Flows	99
Notes to Financial Statements	100

## Message from the Chair, Janet Passmore



It has been an honour to have served as the Acting Chair of the Ontario Trillium Foundation (OTF) during the 2011-2012 year. It was equally an honour to follow in the footsteps of Helen Burstyn, who stepped down in April 2011 after six highly successful years as Chair.

Celebrating its 30th year in 2012, the Foundation is a grant-maker that is unique in Canada. Thanks to our extensive network of volunteer Grant Review Team members, staff and our many community partners across the province, we remain a responsive grant-maker, adaptive to local needs and priorities. Yet because OTF works province-wide, the Foundation is also able to scout and anticipate upcoming developments in the not-for-profit sector. In recent years, for example, the Foundation has increasingly supported initiatives that nurture communities' efforts to create economic opportunities for their citizens, especially their youth, diverse or marginalized communities.

We are gratified the Government of Ontario continues to recognize and value the work of the Ontario Trillium Foundation with \$120 million in annual funding. I would also like to recognize the Honourable Michael Chan, Minister of Tourism, Culture and Sport, for his continued support of OTF and the communities we serve across Ontario.

The OTF Future Fund continues to support innovative investments that strengthen Ontario's economic opportunities. In fiscal 2011-2012, \$2 million was invested in five Future Fund grants. During the year, the Future Fund program underwent an in-depth evaluation of the program's impact since its inception, including its signature 'high engagement' approach taken with grantees. The evaluation's positive outcome saw the OTF Board approving a recommendation that the Future Fund continue as a separate OTF granting program and that 2012-2013 funds be focused on the theme of "Design Lab & Beyond: Growing Economic Opportunities for Young Social Entrepreneurs through a Strengthened Social Enterprise Infrastructure in the Province."

In fiscal 2011-2012, the Foundation was pleased to continue to administer the Community Capital Fund (CCF) on behalf of the Government of Ontario. CCF supports capital project retrofits, new construction and investments in equipment for community organizations serving diverse communities. CCF invested \$40.1 million in the 2011-2012 fiscal year to support 153 local charities and community groups. The remainder of the funds will be disbursed during the 2012-2013 fiscal year.

In 2011-2012, the Foundation invested \$110.9 million in 1,346 grants to charitable and not-for-profit organizations in our four funding sectors across the province:

- We contributed more than \$51.2 million to grants in the human and social services sector;
- We supported the sports and recreation sector with more than \$22.4 million in grants;
- We invigorated the arts and culture sector with more than \$24.8 million in funding; and
- We dedicated more than \$12.4 million to the not-for-profit environment sector.

On behalf of my fellow Board members, Grant Review Team members and staff of the Foundation, I wish to thank Robin Cardozo for his 12 years of service as Chief Executive Officer. Under his leadership, the Foundation has evolved from an organization that competently handed out grants to a true leader and national innovator in the business of grant-making.

Under his guidance the Foundation both grew and matured. The impact of OTF grants and community services can be seen in every region of the province. And because OTF embraced cultural diversity in its decision-making, planning and program delivery, we are very much a valued partner across the province.

I believe that, due to Robin's determined and thoughtful work with many leaders in the not-for-profit, OTF is uniquely positioned to identify, support and promote innovation in our sector.

I am grateful to the volunteer Board of Directors and the Grant Review Team members who serve alongside me. Their support and dedication is vital to the Foundation's success. I am honoured to be in such good company.

Across the province, our highly committed and capable OTF staff members work with and for communities, and provide valuable support to our local volunteers.

After Robin announced his resignation, OTF initiated an exhaustive and ultimately rewarding recruitment process for a new Chief Executive Officer. Everyone at the Foundation very much looks forward to mid-summer 2012, when Andrea Cohen, a dynamic and innovative leader, takes over as CEO. At the same time, we have been most fortunate to have had Anne Pashley, our respected and thoughtful Vice President of Finance & Administration, serve as Interim CEO.

I could not be more proud of the Ontario Trillium Foundation and the important work it has done for the past 30 years. I look forward to watching its continued success.

A handwritten signature in black ink, appearing to read "Janet Passmore". The signature is fluid and cursive, with the first name "Janet" being more prominent than the last name "Passmore".

Janet Passmore  
Acting Chair of the Board



## Message from the Chief Executive Officer

The year 2011-2012 was another busy and productive year for the Foundation as it carried out its mission to strengthen the voluntary sector through investments in community-based initiatives.

We continue to make progress on the Foundation's three strategic directions launched late in 2010; supporting initiatives serving aging Ontarians, fostering economic opportunities for youth, and strengthening collaboration in Ontario's not-for-profit sector.

OTF partnered with the Ontario Seniors' Secretariat and SiG@MaRS, to convene "The Series on Aging: Part 2 - Aging and the Not-for-Profit Sector in Ontario: Ready or Not?" This April session focused on the effects of population aging on the not-for-profit sector in Ontario and offered an overview of OTF research on the gaps and opportunities facing the sector and its funders. In the fall, OTF presented follow-up research at the annual conference of the Ontario Community Support Association.

In the area of sector collaboration, Foundation staff contributed to the sector's ongoing dialogue in a number of ways, including:

- Writing an article posted on the OTF website entitled "Ontario Trillium Foundation and the Youth Social Infrastructure Initiative: An experiment in supporting emergence in communities beyond grant-making," that was subsequently featured in Charity Village.
- Promoting the benefits of sector-wide collaboration in key note remarks delivered by CEO L. Robin Cardozo entitled, "Who will Address Canada's Big Issues?"
- Supporting a panel discussion on collaboration and social innovation in Durham region in spring 2011 and leading the session "The End of Lone Ranger Philanthropy" at the Philanthropic Foundations of Canada conference in October.
- Initiating the OTF blog "Sector in Conversation [sic]" as a forum for sector leaders to discuss ideas, share insights and learn from each other.
- Writing "Mergers: Not a Four Letter Word," an article exploring five stories of OTF-funded organizations that have merged, the lessons they learned and some implications for funders.
- Contributing to three provincial and national strategy summits for the not-for-profit sector.
- Collaborating with other funders to support the Ashoka Changemakers Competition to surface leading innovations that will improve learning outcomes for Aboriginal populations.

We continue to focus on ways to foster economic opportunities for Ontario youth. In addition to granting to youth-focused initiatives, OTF conducted an in-depth evaluation of the Future Fund. The OTF board subsequently approved the continued disbursements of the Future Fund for 2012-2013 with a focus on youth economic opportunities and social enterprise.

In July the Foundation published the last in its series of Community Profile reports. This series on Diversity in Ontario will help staff, volunteers and the not-for-profit community better understand demographic trends that are re-shaping our communities.

OTF received and promptly and effectively responded to the seven recommendations of the Ontario Auditor General.


OTF hosted its biennial Professional Development Conference and Great Grants Awards. OTF staff and volunteers strengthened their grant-making knowledge and skills. Together with grantees, they celebrated the achievements of some of the most outstanding OTF grant recipients. One such group was TALK, a Niagara anti-bullying initiative, which won the Great Grants People's Choice Award – the Foundation's first and quite successful experience with on-line awards voting using social media.

Given the rapid rate of demographic and economic changes in Ontario, OTF initiated a review and broad consultation with both staff and our volunteers on how to refresh and adjust the Foundation's sector priorities, which are used to guide staff and volunteers in grant-making decisions.

In the midst of all these initiatives, 2011-2012 was also a year of transition. CEO L. Robin Cardozo announced he was concluding 12 years of service, and long-time Vice-Chair Janet Passmore accepted the role of Acting Chair. Janet's dedicated and visionary leadership at a time of transition has been extraordinary.

A deep and heartfelt 'thank you' to the Foundation's volunteer Board of Directors for their continued commitment and outstanding leadership. The staff at OTF is a talented and engaged group of professionals and we appreciate their unwavering support and promotion of the Foundation's work.

Looking ahead, next year promises exciting opportunities for renewal – at the Foundation and in Ontario's not-for-profit sector. With a new CEO coming on board, we anticipate a renewal of the Foundation's strategic framework and enhancement of our local areas of granting focus. We look forward to further building relationships with our key partners and peers in the sector, as well as welcoming new Grant Review Team volunteers to OTF. As always, the support of the Government of Ontario is greatly appreciated.



*Robin Cardozo*

L. Robin Cardozo  
Chief Executive Officer



*APashley*

Anne Pashley  
Acting Chief Executive Officer  
*as of April 2012*





## Accountability, Impact and Organizational Effectiveness

### Ontario Trillium Foundation Review of 2011-2012 Achievements

The Ontario Trillium Foundation Business Plan for the year covered three major performance goals, each with supporting objectives. The following summarizes the organization's achievements relative to those goals and objectives.

## **GOAL 1: Make investments to build healthy and vibrant communities and strengthen the capacity of the voluntary sector**

### Objective 1 | Make Grants to Achieve Priorities

---

Achievements included:

- Allocated 100% of the year's granting budget, by granting program and by catchment area, subject to modest variations.
- Achieved granting targets within sector allocation ranges by granting 22% of funds in the arts and culture sector, 11% in the environment sector, 46% in the human and social services sector and 20% in the sports and recreation sector.
- Granted \$2 million through the second round of the Future Fund's Economic Opportunities for Ontario Youth initiative.
- Under the Community Capital Fund program, completed five rounds of grant approvals, making 153 grants for a total of \$40.1 million.

### Objective 2 | Enhance the Impact of OTF Grants

---

Achievements included:

- Began a review of the Foundation's granting priorities – to be completed in mid-2012/13 – and consulted with various stakeholders.
- Continued work on advancing the Foundation's understanding of the indicators of healthy and vibrant communities, including beginning to collaborate with the Canadian Index of Wellbeing at the University of Waterloo.
- Initiated new research – to be completed in 2012/13 – focused on measuring and demonstrating the economic impact and social return on investment resulting from OTF grants.
- Worked to enhance the long-term impact of Ontario's not-for-profit sector by emphasizing organizational capacity building, both through our granting programs and through knowledge-sharing strategies and convening and networking activities.
- Undertook an in-depth evaluation of the impact of the Future Fund's 2007 to 2011 granting activities, including its high engagement approach and focus on proactive granting.
- For every \$10 granted over the past three years, grant recipients reported they leveraged an average of an additional \$18.60 in volunteer time, in-kind contributions and direct funding from other sources.

# Accountability, Impact and Organizational Effectiveness

## Objective 3 | Strengthen the Foundation's Role as a Leader and Convenor

---

### Achievements included:

- Continued implementation of the Foundation's knowledge management strategy and convening plan, in order to share our learnings as a grant-maker and help voluntary sector organizations share information.
- Held a symposium on Aging and the Not-for-Profit Sector in April 2011, in collaboration with MaRS and the Ontario Seniors' Secretariat.
- As part of ongoing work on collaboration in the not-for-profit sector, developed a report exploring mergers: "Mergers: Not a Four-Letter Word."
- Released the report, Diversity in the GTA, the final report in the Community Profiles series based on 2006 data from Statistics Canada.
- Staff played key roles in supporting funder collaboration through: the Ashoka Changemakers initiative on new approaches to meeting the learning needs of First Nations, Métis and Inuit communities (with the McConnell Foundation and the Counselling Foundation of Canada) and the Resilient Neighbourhoods Initiative (with the Metcalf Foundation).
- Staff participated as speakers and panelists in numerous conferences and other events held by provincial and national organizations including Community Foundations of Canada, Philanthropic Foundations of Canada, the Partnership Project and Imagine Canada.
- Continued to play an active role in support of Imagine Canada's national engagement strategy for the not-for-profit sector as well as the Partnership Project's research initiative to develop a detailed profile of the not-for-profit sector in Ontario.
- Reoriented the OTF blog, "Sector in Conversation [sic]" to provide a platform for experts from both inside and outside the Foundation to share knowledge on a variety of topical subjects.

## Objective 4 | Enhance the Equity and Accessibility of OTF Funding

---

### Achievements included:

- Carried out targeted outreach to encourage grant applications from under-served and under-privileged populations, including Aboriginal, Francophone, ethnocultural and racial minority, northern and rural groups, and groups in Toronto's urban priority neighbourhoods.
- Outreach to Aboriginal communities incorporated emphasis on applicants who have not approached OTF in the past, while Francophone outreach increased focus on newcomer Francophone organizations.
- Granting to First Nations, Métis, and Aboriginal communities, as well as diverse communities continued to be higher than historic levels.
- Following its approval in 2010-2011, the Rapid Response Framework – for granting related to emergency situations and time-sensitive strategic opportunities – was used in four instances in 2011-2012.
- To increase the access to funding for the Community Capital Fund, offered fundraising training workshops to assist organizations in meeting the program's matching fund requirement.

### GOAL 2 | Continue implementation of the results of the 2009/2010 strategic review of grant-making strategies and services

---

- The three approved strategic granting themes – the Aging of Ontarians, Economic Opportunities for Young People and Collaboration in the Not-for-Profit Sector – continued to be reflected in OTF grant-making.
- Held a symposium on Aging and the Not-for-Profit Sector, and produced a report on mergers as part of work on the Collaboration theme.
- Continued the Foundation's increased emphasis on knowledge sharing and convening activities, and other activities that add value beyond grant-making.
- Began development of a renewed Strategic Framework – including new granting priorities – during the course of the year, for completion in the following year.

### Goal 3 | Enhance Organizational Effectiveness

---

To help ensure a continuing high level of effectiveness in governance, business, communications and granting practices, in 2011-2012 the Foundation:

- Successfully relocated its head office premises on schedule and within budget.
- Implemented enhancements to the online grants management system, in order to further improve both customer service and the efficiency of Foundation granting processes and administrative systems.
- Completed a redevelopment of the OTF website.
- Held the biennial OTF Professional Development Conference for volunteers and staff, in conjunction with the 2011 Great Grants Awards.
- Implemented recommendations arising from the Auditor General's value-for-money audit.
- Maintained ongoing internal audit activities, including increased emphasis on risk management.
- Maintained a high ranking as a cost-effective foundation.
- Continued to enhance and build the profile of the Foundation as a leading grant-maker in the province through media, recognition and knowledge sharing activities:
  - Approximately 700 recognition events were tracked across the province, involving a wide range of stakeholders.
  - Media coverage of all activities garnered more than 4,000 media stories across the province, the vast majority of which were overwhelmingly positive regarding the efforts of the Foundation in support of community programs and activities.
  - A new orientation tool was prepared for MPPs to help them connect with local grant recipients and become engaged in OTF recognition activities.
  - Due in part to a specific media outreach strategy towards ethnic and community media, communications activities around the Community Capital Fund announcements were very successful.

## Our Vision, Mission and Values



The Ontario Trillium Foundation, one of Canada's leading grantmaking foundations, is an agency of the Government of Ontario.

### Our vision

The Ontario Trillium Foundation is a catalyst that enables Ontarians to work together to enhance the quality of life in their communities. We believe that communities across Ontario are rich in talent, creativity and drive, and our grants stimulate communities to build on these assets.

### Our mission

Building healthy and vibrant communities throughout Ontario by strengthening the capacity of the voluntary sector, through investments in community-based initiatives.

### Our core values and operating principles

The following core values and operating principles guide the Ontario Trillium Foundation and shape its organizational culture. Our volunteers and staff are dedicated to reflecting these values in their actions and relationships.

#### Accountability and transparency

We appreciate the trust placed in us by the Government of Ontario, and safeguard the public funds we receive through rigorous accountability controls. Our communications programs and operational processes ensure that our guidelines and grant decisions are accessible and transparent to the public.

#### Excellence

Because we believe passionately that our work enhances the quality of life for people across Ontario, we aim to achieve the highest professional standards of excellence.

#### Volunteer and staff leadership

Our leadership depends on skilled staff working in productive partnership with knowledgeable volunteers who understand the needs of local communities in their region. Our staff and volunteer human resources practices foster this creative synergy.

#### Inclusiveness and innovation

Our policies and programs acknowledge that the people of Ontario are diverse and dynamic and that community needs differ across the province. We support creative initiatives that respond to the real needs of Ontario's varied and evolving communities.

#### Integrity and respect

Our grant decision-making processes, business practices and communications strategies are governed by the principles of honesty, integrity and fairness. We treat all stakeholders respectfully, including volunteers, staff, grant applicants and members of the public.

#### Efficiency and impact

We are determined to ensure that public funds are well invested and that our grantmaking and grant-monitoring processes are cost efficient. We consistently measure and evaluate results based on grant outcomes.

## Our Granting Priorities

The Foundation will support the building of healthy and vibrant communities through community-based initiatives that strengthen the capacity of organizations in the arts and culture, environment, human and social services and sports and recreation sectors.

In particular, the Foundation will place priority on supporting organizations that work in the following areas to help Ontarians achieve their potential.

### Enhanced success for students and learners

A healthy and vibrant community depends on the skills and knowledge of its members.

Whether knowledge and skills are developed in the early years when children start school or much later in life, it is key that people of all ages and abilities are ready to learn. This is why the Ontario Trillium Foundation will place priority on initiatives that:

- Provide community-based learning opportunities and create conditions for achievement for people of all ages and abilities; and
- Help prepare children and youth for success.



This includes, but is not limited to, broadening learning experiences for children and youth; helping children and youth remain and achieve in school; preparing young children to learn; providing opportunities for children and youth to experience positive personal growth; and improving adult literacy through resources and activities.

### Healthier and more physically active Ontarians

Encouraging Ontarians to lead healthier lifestyles, as well as improving other determinants of health, such as air and water quality, and providing opportunities for people to enhance their health and well-being will lead to healthier and more physically active Ontarians. To this end, the Ontario Trillium Foundation will place priority on initiatives that:

- Promote physical activity for people of all ages and abilities;
- Promote recreational activities for people of all ages and abilities;
- Enhance and help protect human and ecosystem health;
- Create conditions for people to reach their full health and well-being potential; and
- Promote cultural and artistic activities for people of all ages and abilities.



This includes, but is not limited to, promoting and increasing physical activity; increasing or sustaining recreational and leisure opportunities; helping communities take responsibility to protect the natural environment; supporting systems that sustain health and well-being; sustaining a healthy arts community; and celebrating and preserving heritage.



## Our Granting Priorities

### Enhanced employment and economic potential for workers and their families

---



The Ontario Trillium Foundation supports initiatives that are innovative and that stimulate economic growth. To this end, OTF will place priority on proposals that support organizations to build skills, create jobs and enhance economic potential for individuals and communities through initiatives that:

- Provide skill development or employment opportunities;
- Sustain and promote a greener economy and community;
- Strengthen the economic health of a community; and
- Help further a community's long-term vision and growth.

This includes, but is not limited to, increasing opportunities for employment for those experiencing barriers including Aboriginal people, newcomers, people with disabilities and youth who are at risk; strengthening organizations and supporting initiatives that promote a sustainable environment; sustaining the economic viability of the community and encouraging community planning processes.

### More effective volunteers and more people engaged in their communities

---

Volunteers are the foundation of healthy and caring communities that are safe, clean, secure and vibrant. Providing people with opportunities to actively participate in activities or programs offered within their community also contributes to this. We support initiatives that:

- Create conditions to increase community engagement of people of all ages, abilities and cultures;



- Strengthen volunteerism among people of all ages, abilities and cultures; and
- Strengthen the voluntary sector.

This includes, but is not limited to, building community connections and awareness; promoting and increasing volunteerism, particularly among young people; enhancing the capacity of the volunteer sector and fostering strategic thinking and innovation; and building the capacity of charitable and not-for-profit organizations.

## Building Healthy and Vibrant Communities

### Featured Grants

## OTF Grants Help Foster Economic Opportunities for Ontarians

As part of the Foundation's mandate to strengthen the capacity of the voluntary sector in order to enable Ontarians to work together to build healthy and vibrant communities, the Foundation continues to fund initiatives that foster economic opportunities for all.

The following grants reflect the diversity of the Foundation's granting and are examples of initiatives that are making communities stronger across the province.



## Featured Grants

### Province-Wide

---

#### **Réseau de développement économique et d'employabilité (RDÉE Ontario)**

RDÉE Ontario promotes economic development and employability in Ontario's Francophone communities to ensure they remain vital and sustainable. RDÉE partnered with the Association française des municipalités de l'Ontario to develop the social enterprise sector.

The Foundation has provided RDÉE \$162,800 over one year to assist in the development of social enterprises, implement regional support services and create training tools to help Francophone entrepreneurs across Ontario.

### Province-Wide

---

#### **Ontario JOIN**

Ontario JOIN serves as a single point of access for persons with disabilities and potential employers. It works to match skilled candidates with specific employment positions and offers employers a pool of job-ready candidates with a range of abilities.

The Foundation provided \$58,700 over one year to increase workplace accessibility by researching, developing and testing best practices with employers and other stakeholders in Ontario. Employers will also be supported to meet the requirements of the Access for Ontarians with Disabilities Act.

### Hamilton

---

#### **FarmStart/ Ferme en marche**

With many Ontario farmers now either eyeing retirement or selling or transferring their farms in the next decade, the time to encourage younger people to consider farming as a career is now. FarmStart was created to support and encourage a new generation of farmers to develop locally-oriented, ecologically sound and economically-viable agricultural businesses by providing practical start-up support and leadership.

OTF is assisting with \$271,200 over three years to increase opportunities for young people and newcomers to explore farming as a career. Funds will be used to purchase shared agricultural equipment, repair a barn and provide access to irrigation at a 50-acre incubator farm in Flamborough.

### Algoma, Cochrane, Manitoulin and Sudbury

---

#### **Ojibways of Garden River**

To participate in today's knowledge based economy, Ontarians must be computer literate. On the Garden River First Nation east of Sault. Ste. Marie, few homes have internet access and residents may have lower literacy rates, lack computer skills and have limited access to computer training programs.

OTF provided \$147,200 over two years to support the operating costs of the Anishnawbek Information Technology Centre, which provides information-technology training to First Nations people to help enhance their employment prospects. The Centre offers general interest computer



## Featured Grants

training, web site development, training in Geographical Information Systems, employment readiness and small business workshops, as well as a computer club for seniors.

### Champlain

---

#### **Somali Centre for Family Services**

When it comes to landing a job, sometimes it can still be more ‘who you know’ than ‘what you know’. That remains especially true for youth from culturally diverse communities, who continue to face barriers to employment even when they have the necessary academic training. This initiative will focus on mentorship, network-building and job readiness training to help lower those barriers. The Foundation provided \$75,200 over two years to support “Building Bridges to Better Employment and Skills Training” (BB-BEST), serving multicultural and immigrant young professionals.

Through a series of workshops and ongoing support of mentors already working in various professions, recent university and college graduates are increasing their understanding of the work environment and tapping into informal networks needed to secure and retain their first job. Ongoing networking opportunities and support will also be available through the Somali Professional Network.

### Niagara

---

#### **Community Care St. Catharines and Thorold**

Without personal identification, Ontarians cannot obtain such essential services as health care, income supports, housing or employment. Replacing one’s identification can be both a costly and a confusing process.

OTF provided \$95,400 over two years to establish an identification clinic to assist some 1,500 individuals and families in Niagara who are homeless or at risk of becoming homeless and those with no or low income to obtain the personal identification required to find employment and access local community services.

### Champlain

---

#### **Entraide budgétaire Ottawa**

Entraide budgétaire Ottawa assists people living on limited income to better manage their financial resources, avoid indebtedness and provides credit counselling to people facing bankruptcy.

The Foundation is providing \$131,100 over two years to allow the organization to develop and offer a variety of financial literacy programs geared to young adults and middle-income families. These sessions will help individuals to gain a better understanding of how to effectively manage their finances and avoid financial crisis. Participants from all income levels will gain the knowledge and skills they need to make informed consumer decisions.

### Future Fund

---

#### **Dream Now Canada Inc.**

An on-line gaming experience that will leave youth with much more than virtual armour or fantasy riches is being developed by four Toronto youth leadership organizations interested in helping young people secure meaningful career paths. With an OTF grant of \$484,500 over three years, YourPath will be developed as an online game, but it is actually a self-directed job-training program to help 500 Ontario youth find a career path that suits them, interests them and rewards them.

Behind YourPath are four Toronto youth leadership organizations that have come together to build a youth employment model that more closely fits today's shifting career opportunities and suits youth's choose-your-own-adventure mentality. Their game? To have young people not only be aware of a broader range of employment opportunities, but to have the skills and confidence to continually find jobs and opportunities themselves.

### Future Fund

---

#### **Passerelle Intégration et Développement Économique**

The Foundation is supporting this organization serving Francophone youth ages 16 to 35 with \$395,000 over three years to develop entrepreneurship among young immigrants from Francophone racial and ethnocultural minority communities in the Greater Toronto Area. The program will include 18 culturally-adapted training modules on entrepreneurial skills development and a 20-week virtual business exercise where participants will take part in different simulated business start-ups.

Mentoring and networking activities will be integrated throughout the program. Participants will be matched with established business leaders, creating a functional synergy between business people and youth. Eighty youth will directly benefit from this initiative.

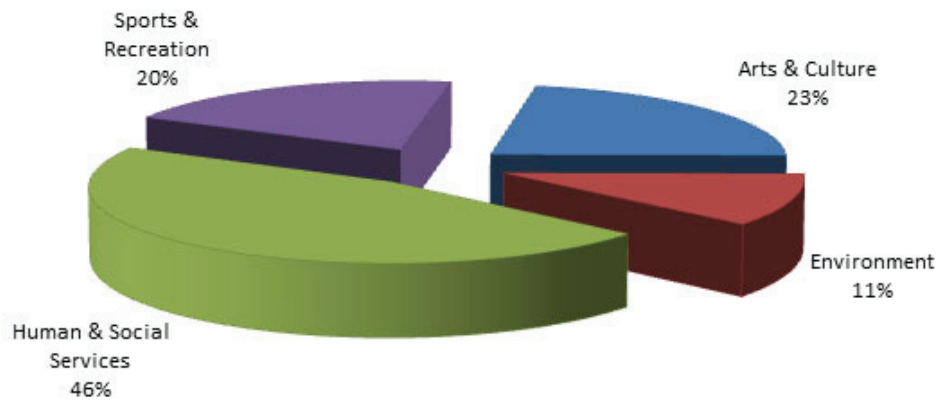
## Granting Activities 2011-2012

Grants Approved - OTF Programs	Amounts Approved	No. of Grants
Community Grants	\$87,697,500	1,239
Province-Wide	\$21,232,200	102
Future Fund	\$2,000,000	5
<b>Total Grants Approved</b>	<b>\$110,929,700</b>	<b>1,346</b>

### OTF Overall Grants by Sector - From April 1, 2011 to March 31, 2012

#### Target Range

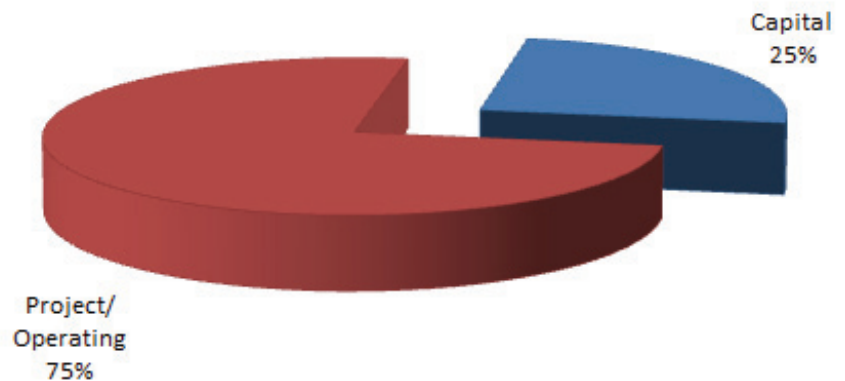
Arts & Culture	20-50%
Environment	5-20%
Human & Social Services	30-60%
Sports & Recreation	20-50%



### OTF Overall Grants by Budget Fund - From April 1, 2011 to March 31, 2012

#### Target Range

Capital	20-40%
---------	--------



## Grants Summary

Community Grants	Amount	Grants
Algoma, Cochrane, Manitoulin, Sudbury	\$3,492,700	84
Champlain	\$7,380,400	145
Durham, Haliburton, Kawartha, Pine Ridge	\$6,626,300	75
Essex, Kent, Lambton	\$4,938,300	56
Grand River	\$2,236,300	53
Grey, Bruce, Huron, Perth	\$2,570,100	78
Halton Peel	\$10,419,900	89
Hamilton	\$3,292,900	46
Muskoka, Nipissing, Parry Sound, Timiskaming	\$1,920,400	31
Niagara	\$3,444,100	61
Northwestern	\$2,162,300	37
Quinte, Kingston, Rideau	\$4,166,800	79
Simcoe York	\$9,148,000	89
Thames Valley	\$4,519,500	80
Toronto	\$15,721,400	161
Waterloo, Wellington, Dufferin	\$5,035,600	71
Sub-Total	\$87,075,000	1,235
Grants subsequently modified or rescinded	\$622,500	4
<b>Total Community Grants</b>	<b>\$87,697,500</b>	<b>1,239</b>
<b>Province-Wide Grants</b>	<b>\$21,232,200</b>	<b>102</b>
<b>Future Fund Grants</b>	<b>\$2,000,000</b>	<b>5</b>
<b>TOTAL OTF GRANTS</b>	<b>\$110,929,700</b>	<b>1,346</b>

Community Capital Fund Grants *	Amount	Grants
Sub-Total	\$39,350,300	145
Grants subsequently modified or rescinded	\$788,400	8
<b>TOTAL COMMUNITY CAPITAL FUND GRANTS</b>	<b>\$40,138,700</b>	<b>153</b>

\* Funded by the Government of Ontario, administered by OTF

## Community Grants

### Algoma, Cochrane, Manitoulin, Sudbury

Organization Name	Amount	Term
155 (Borden Gray GC) Royal Canadian Air Cadets	\$25,000	1 year
Action Sudbury - Citizens Against Impaired Driving (as lead organization on this collaborative)	\$50,000	1 year
Algoma 1812	\$75,000	1 year
Algoma Friendship Senior Citizens Inc.	\$9,400	1 year
Algoma Highlands Conservancy	\$92,100	2 years
Algoma Rod & Gun Club, Inc.	\$15,000	1 year
Alliance culturelle de l'Ontario	\$18,200	1 year
Association des Scouts du district de Sudbury	\$67,500	1 year
Bon Soo Winter Carnival Inc.	\$10,000	1 year
Camp Ongrandi et Association des Scouts du District de Hearst	\$69,000	1 year
Canadian Mental Health Association - Sudbury/ Manitoulin	\$65,000	2 years
Centre culturel La Ronde (as lead organization on this collaborative)	\$14,400	1 year
Centre de formation pour adultes francophones	\$13,000	1 year
Centre Passerelle pour femmes du Nord de l'Ontario (as lead organization on this collaborative)	\$6,900	1 year
Cinefest; The Sudbury Film Festival Inc.	\$94,500	1 year
City of Elliot Lake (as lead organization on this collaborative)	\$54,200	1 year
Club Richelieu Les Patriotes de Sudbury (as lead organization on this collaborative)	\$70,000	1 year
Cochrane Curling Club Incorporated	\$4,900	1 year
Community Living Manitoulin (as lead organization on this collaborative)	\$40,000	6 months
Coniston Curling Club	\$65,700	1 year
Conseil des Arts de Hearst	\$15,000	1 year
Corporation of the Town of Thessalon	\$69,100	1 year
Crime Stoppers of Sault Ste. Marie & District of Algoma Inc.	\$12,200	1 year
Crohn's and Colitis Foundation of Canada	\$8,000	1 year
Echo Bay Elks Lodge No. 535 of the Benevolent & Protective Order Of Elks Of Canada, Incorporated	\$11,500	1 year
Elliot Lake Granite Club	\$15,800	1 year
Espanola Curling Club	\$33,600	1 year
Father Costello Community Care Centre	\$75,000	1 year
Fiddleworks of Rayside-Balfour	\$17,000	1 year

## Community Grants

Algoma, Cochrane, Manitoulin, Sudbury

Organization Name	Amount	Term
Half-Pint Hooves Equine Facilitated Wellness Association	\$20,000	1 year
Invasive Species Research Institute	\$84,900	20 months
La Galerie du Nouvel-Ontario	\$112,000	3 years
Laurentian Nordic Ski Club	\$24,600	1 year
Le club de la Bonne Humeur d'Opasatika	\$14,800	1 year
Le Club des aînés l'Étoile d'or	\$9,900	1 year
Le Théâtre du Nouvel-Ontario (as lead organization on this collaborative)	\$118,000	2 years
Les Entreprises Forma-Jeunes Inc. (as lead organization on this collaborative)	\$79,000	2 years
Les productions Café-musique de Rayside-Balfour	\$52,500	2 years
Manitoulin Family Resources Inc.	\$60,000	2 years
Massey Agricultural Society (as lead organization on this collaborative)	\$69,700	1 year
Matheson Curling Club	\$17,000	1 year
Michipicoten Rod and Gun Club Inc.	\$35,100	1 year
Municipality of St. Charles	\$18,300	1 year
Northern Lights Festival Boréal	\$81,300	2 years
Northern Ontario Youth - Centre for Social Innovation	\$124,000	2 years
Ojibways of Garden River	\$147,200	2 years
Ojibwe Cultural Foundation	\$30,000	1 year
Ontario Society (Coalition) of Senior Citizens' Organizations	\$12,600	1 year
Porcupine Ski Runners Inc.	\$36,700	1 year
Porcupine United Way	\$70,400	2 years
Royal Canadian Legion Branch 194 - Hornepayne	\$18,000	1 year
Royal Canadian Legion Branch 5 - Harry Searle, Chapleau	\$15,000	1 year
Sault North Waste Management Council	\$60,000	2 years
Sault Ste Marie Innovation Centre	\$81,000	3 years
Smooth Rock Falls Public Library	\$15,000	1 year
Social Planning Council of Sudbury (as lead organization on this collaborative)	\$71,800	1 year
Societe Alzheimer Society Sudbury - Manitoulin (as lead organization on this collaborative)	\$60,000	1 year
Sudbury Charities Fund	\$40,700	1 year
Sudbury Rainbow Crime Stoppers	\$10,300	1 year
Sudbury Rowing Club	\$43,500	1 year

## Community Grants

Algoma, Cochrane, Manitoulin, Sudbury

Organization Name	Amount	Term
Sudbury Yacht Club	\$66,400	1 year
The Arts and Culture Roundtable in Elliot Lake	\$50,800	2 years
The Corporation of the Township of Val Rita-Harty	\$36,000	1 year
The Kensington Conservancy	\$38,000	1 year
The Learning Disabilities Association of Sudbury	\$50,000	2 years
The Venture Centre/Le centre de développement (as lead organization on this collaborative)	\$100,000	2 years
Thessalon First Nation	\$15,000	1 year
Timmins Porcupine Search & Rescue Inc.	\$30,300	1 year
Timmins Wrestling Club	\$35,000	1 year
Top 50 Pike Tournament Series (as lead organization on this collaborative)	\$28,600	1 year
Town of Hearst	\$15,000	1 year
Township of Billings	\$26,000	1 year
Township of Central Manitoulin	\$35,000	1 year
Township of Fauquier-Strickland (as lead organization on this collaborative)	\$14,500	1 year
Township of Johnson	\$56,300	1 year
Township of Macdonald Meredith & Aberdeen Additional	\$21,000	1 year
Township of Mattice - Val Cote	\$7,000	1 year
Township of Val Rita-Harty	\$10,000	1 year
United Way of Sault Ste. Marie	\$12,000	1 year
Ville de Kapuskasing	\$15,000	1 year
Volunteer Sudbury, Benevolat Sudbury (as lead organization on this collaborative)	\$48,800	1 year
Wahgoshig First Nation (Abitibi #70)	\$12,800	1 year
Walden Mountain Bike Club	\$8,600	1 year
Wintergreen Fund For Conservation (as lead organization on this collaborative)	\$10,300	6 months
<b>Total</b>	<b>\$3,492,700</b>	
<b>Total Grants</b>	<b>84</b>	

# Community Grants

## Champlain

Organization Name	Amount	Term
#638 Algonquin Squadron	\$29,500	1 year
2870 Royal Canadian Dragoons RCACC	\$25,100	1 year
Alliance culturelle de l'Ontario	\$22,300	1 year
Arnprior Basketball Club	\$16,900	1 year
Arnprior Curling Club Inc	\$29,900	8 months
Arts Ottawa Est /East	\$19,900	1 year
Artswell	\$80,000	2 years
Association canadienne-française de l'Ontario de Prescott et Russell	\$30,000	1 year
Association des auteures et auteurs de l'Ontario français (as lead organization on this collaborative)	\$29,000	1 year
Aultsville Theatre	\$72,200	2 years
Bereaved Families of Ontario - Ottawa Region	\$63,800	1 year
Bonnechere Valley Youth Activity Centre	\$60,600	2 years
Bytown Beat Chorus	\$14,500	1 year
Camp Argyle No.26, Sons of Scotland Benevolent Association	\$32,700	1 year
Canadian Mothercraft of Ottawa-Carleton (as lead organization on this collaborative)	\$30,000	1 year
Canadian Parks and Wilderness Society - Ottawa Valley Chapter	\$23,000	1 year
Cantata Singers of Ottawa	\$30,000	2 years
Canton de Hawkesbury Est	\$25,000	6 months
Causeway Work Centre	\$200,000	3 years
Centennial Choir of Cornwall	\$10,900	1 year
Centre Charles-Émile-Claude, Centre polyvalent des aîné(e)s inc.	\$30,000	1 year
Centre for Sustainable Watersheds (as lead organization on this collaborative)	\$140,000	2 years
Centre Novas-CALACS francophone de Prescott-Russell	\$75,000	2 years
Centre Pauline-Charron (as lead organization on this collaborative)	\$50,000	2 years
Centre Youville Centre Ottawa-Carleton Inc.	\$50,000	2 years
Champlain Minor Sports Association	\$43,500	1 year
Christie Lake Kids	\$60,000	3 years
Club Bourg Joie D'Or de Bourget	\$19,400	1 year
Club Colombien Fraternite de L'Orignal Inc	\$8,900	6 months
Club de miroise de l'Est ontarien Inc. (MiroisEont) (as lead organization on this collaborative)	\$20,000	6 months



## Community Grants

### Champlain

Organization Name	Amount	Term
Community Living Renfrew County South	\$6,000	8 months
Conseil économique & social d'Ottawa-Carleton (CESOC)	\$74,100	2 years
Constance Creek Wildlife Refuge	\$15,000	1 year
Coopération intégration Canada inc.	\$18,800	8 months
Corona Competitive Gymnastics Group	\$15,000	1 year
Dalhousie Parents' Day Care Centre (as lead organization on this collaborative)	\$104,500	2 years
Deep River and Area Food Bank Incorporated	\$4,400	6 months
Deep River Yacht and Tennis Club	\$23,500	1 year
Dress for Success Ottawa, National Capital Region	\$73,000	2 years
Eastern Ontario Training Board Commission de formation de l'Est ontarien	\$26,500	1 year
Endzone Football	\$16,800	2 years
Entraide budgétaire Ottawa	\$131,100	2 years
EnviroCentre	\$122,300	1 year
Espoir UMOJA Hope	\$8,600	1 year
Family and Children's Services of the County of Renfrew	\$73,200	3 years
Festival de la Curd St-Albert inc.	\$28,600	6 months
Festival de la Curd St-Albert inc.	\$25,300	1 year
First Baptist Church (Ottawa)	\$78,300	1 year
Fraternité Alexandria inc.	\$50,000	1 year
Greater Ottawa Kingfish Swim Club	\$72,500	2 years
Heart and Stroke Foundation of Ontario, Cornwall Area Office	\$27,600	1 year
Heartwood House: au coeur de la vie	\$14,900	1 year
Highland Mist Pipe Band	\$14,900	1 year
Institut d'agriculture artisanale Pepo Inc. (as lead organization on this collaborative)	\$34,300	1 year
Invitation The Quilt of Belonging	\$65,400	1 year
iSisters Technology Mentoring Inc.	\$27,100	1 year
Jaku Konbit	\$71,300	2 years
Kanata Haven Youth Centre	\$15,000	1 year
La Coopérative Franco-Présence Inc.	\$86,000	2 years
La Maison des Arts de Russell inc.	\$40,000	1 year
La Nouvelle Scène	\$110,000	22 months
L'Ancienne Prison de L'Original Old Jail	\$15,000	1 year

## Community Grants

### Champlain

Organization Name	Amount	Term
'Le Chenail' Inc.	\$13,900	1 year
Le Club Optimiste Rockland, Ontario	\$75,000	1 year
Maison Fraternité	\$42,000	3 months
Max Keeping Foundation	\$58,000	1 year
Minwaashin Lodge - Aboriginal Women's Support Centre	\$94,200	3 years
Mouvement d'implication francophone d'Orléans (MIFO)	\$24,400	1 year
Municipalité de Casselman	\$36,000	3 months
Musée de Vanier / Vanier Museum	\$51,400	2 years
National ME/FM Action Network	\$23,100	6 months
Nepean Museum	\$35,000	1 year
Nepean Ottawa Diving Club	\$48,100	2 years
Nepean Rideau Osgoode Community Resource Centre	\$90,000	3 years
North Glengarry Township	\$53,100	1 year
Odyssey Theatre	\$14,900	1 year
Orléans Festival d'Orléans	\$45,000	6 months
Ottawa Carleton Lifeskills Incorporated	\$80,000	1 year
Ottawa Chamber Music Society	\$61,100	2 years
Ottawa Children's Choir	\$8,600	6 months
Ottawa Chinese Oriental Chorus Group (as lead organization on this collaborative)	\$20,000	1 year
Ottawa Coalition to End Violence Against Women	\$53,500	1 year
Ottawa Dance Directive	\$73,800	2 years
Ottawa Fringe Festival	\$20,000	1 year
Ottawa Lions Track and Field Club Inc.	\$35,000	1 year
Ottawa Little Theatre Inc.	\$55,000	2 years
Ottawa Museum Network (as lead organization on this collaborative)	\$23,600	1 year
Ottawa Network for Education	\$76,600	1 year
Ottawa Power Wheelchair Hockey League (OPWHL)	\$14,700	1 year
Ottawa Rowing Club	\$12,500	1 year
Ottawa Storytellers	\$8,800	9 months
Ottawa Tamil Seniors Association	\$30,900	2 years
Ottawa Valley Creative Arts Open Studio	\$118,300	3 years
Ottawa-Carleton Association for Persons with a Developmental Disability	\$25,000	8 months

## Community Grants

### Champlain

Organization Name	Amount	Term
Ottawa-Carleton Citizen Advocacy	\$56,000	2 years
Overbrook-Forbes Community Resource Centre	\$100,000	3 years
Parkinson's Society of Ottawa-Carleton	\$103,900	3 years
Patro d'Ottawa	\$13,800	1 year
Pembroke Skating Club	\$4,000	1 year
Planned Parenthood Ottawa Carleton	\$65,000	2 years
RCL Branch 148 - Renfrew	\$15,000	1 year
Reach Canada	\$24,300	1 year
Renfrew County Youth Services (as lead organization on this collaborative)	\$21,000	1 year
Renfrew Curling Rink	\$53,500	1 year
Réseau de développement économique et d'employabilité (as lead organization on this collaborative)	\$79,700	3 years
Réseau de développement économique et d'employabilité (as lead organization on this collaborative)	\$50,100	1 year
Royal Canadian Legion Branch 562 - Chalk River	\$13,600	1 year
Royal Canadian Legion Branch 589 - Osgoode	\$40,400	1 year
Royal Canadian Legion Branch 616 - West Carleton, Woodlawn	\$67,000	1 year
Scouts Canada 115th Ottawa Group	\$12,600	6 months
Scouts Canada 4th Orleans Group	\$12,600	1 year
Seaway Senior Citizens Club # 1201	\$21,800	1 year
Serenity Renewal for Families Corporation	\$45,000	1 year
Sexual Assault Support Services for Women, Stormont, Dundas, Glengarry and Akwesasne Inc. (as lead organization on this collaborative)	\$155,000	2 years
Social Planning Council of Ottawa / Conseil de planification sociale d'Ottawa (as lead organization on this collaborative)	\$249,700	3 years
Social Planning Council of Ottawa / Conseil de planification sociale d'Ottawa (as lead organization on this collaborative)	\$224,700	3 years
Social Planning Council of Ottawa / Conseil de planification sociale d'Ottawa (as lead organization on this collaborative)	\$42,500	2 years
Social Planning Council of Ottawa / Conseil de planification sociale d'Ottawa (as lead organization on this collaborative)	\$183,900	3 years
Société historique et culturelle St-Bernardin Inc.	\$14,600	6 months
Somali Centre for Family Services	\$75,200	2 years

## Community Grants

### Champlain

Organization Name	Amount	Term
Somerset West Community Health Centre	\$22,000	1 year
South East Ottawa Community Services	\$185,400	3 years
Special Olympics Ontario Inc (as lead organization on this collaborative)	\$6,900	1 year
St. Lawrence Acoustic Stage Performances	\$9,000	1 year
St. Lawrence River Institute of Environmental Sciences	\$58,600	2 years
Stormont Dundas and Glengarry Certified Forest Owners Inc.	\$68,400	1 year
Streetlight Theatre Company Inc.	\$19,600	1 year
Ten Oaks Project	\$80,400	2 years
The Elizabeth Fry Society of Ottawa	\$113,400	2 years
The In Community (formerly Disabled Persons Community Resources)	\$114,000	2 years
The Olde Forge Community Resource Centre	\$151,400	3 years
The Ottawa Food Bank	\$50,000	1 year
The Ottawa Inuit Children's Centre	\$50,000	1 year
Théâtre la Catapulte	\$12,100	6 months
Town of Renfrew	\$13,500	6 months
Township of Bonnechere Valley (as lead organization on this collaborative)	\$13,000	1 year
Township of Champlain	\$12,700	6 months
Township of Greater Madawaska	\$25,200	1 year
Township of McNab-Braeside	\$32,400	1 year
Township of Whitewater Region	\$9,600	1 year
Tucker House Renewal Centre (as lead organization on this collaborative)	\$93,900	3 years
Victim Services of Stormont, Dundas, Glengarry and Akwesasne	\$30,400	1 year
Victorian Order of Nurses for Canada-Ontario Branch (as lead organization on this collaborative)	\$150,000	2 years
Village d'Antan Franco-Ontarien	\$44,000	1 year
Young String Performers' Foundation	\$17,000	1 year
<b>Total</b>	<b>\$7,380,400</b>	
<b>Total Grants</b>	<b>145</b>	

## Community Grants

Durham, Haliburton, Kawartha, Pine Ridge

Organization Name	Amount	Term
4th Line Theatre	\$104,400	3 years
Aron Theatre Co-operative Inc.	\$36,900	1 year
Bobcaygeon & Area Chamber of Commerce	\$73,700	1 year
Bonner Boys Community Club (as lead organization on this collaborative)	\$149,700	1 year
Boys & Girls Clubs of Kawartha Lakes	\$150,000	2 years
Boys and Girls Club of Durham (formerly Eastview Boys and Girls Club)	\$125,700	1 year
Boys and Girls Club of Durham (as lead organization on this collaborative)	\$225,000	3 years
Brighton Lawn Bowling and Croquet Club	\$22,600	1 year
Brock Community Health Centre (as lead organization on this collaborative)	\$201,900	3 years
Canadian Canoe Museum	\$120,000	2 years
Cannington Curling Club	\$57,100	1 year
Catholic Family Services of Durham	\$114,800	2 years
Clarington Speed Skating Club	\$14,600	1 year
Club Carib of Oshawa Inc.	\$48,200	1 year
Community Care Durham	\$90,000	1 year
Community Care Northumberland	\$86,000	1 year
Dunsford Community Centre Inc.	\$35,300	1 year
Durham Eco-House	\$30,000	1 year
Durham Region Farm Fresh Marketing Association	\$109,000	3 years
Elizabeth Fry Society of Peterborough	\$116,200	3 years
Federation of Ontario Naturalists (as lead organization on this collaborative)	\$146,800	2 years
Gamiing Nature Centre Inc.	\$160,000	3 years
Gilda's Club Southeastern Ontario	\$9,900	2 years
Haliburton And District Lions Club (as lead organization on this collaborative)	\$14,500	1 year
Haliburton And District Lions Club (as lead organization on this collaborative)	\$16,000	1 year
Haliburton Highlands Guild of Fine Arts	\$33,300	1 year
Heads Up for Inclusion	\$166,300	3 years
Hearth Place Cancer Support Centre	\$220,400	3 years
Innresponse (as lead organization on this collaborative)	\$5,000	1 year
Junior Achievement of Peterborough Lakeland Muskoka	\$22,700	1 year

## Community Grants

Durham, Haliburton, Kawartha, Pine Ridge

Organization Name	Amount	Term
Kawartha Lakes Green Trails Alliance	\$38,400	1 year
Kawartha Turtle Trauma Centre	\$102,700	3 years
Kawartha World Issues Centre (as lead organization on this collaborative)	\$220,400	3 years
Literacy Network of Durham Region (as lead organization on this collaborative)	\$61,200	18 months
Minden Curling Club	\$61,900	1 year
Municipality of Highlands East (as lead organization on this collaborative)	\$15,000	1 year
My Sister's Voice	\$126,000	2 years
New Canadians Centre Peterborough (as lead organization on this collaborative)	\$196,200	3 years
Northern Lights Children's Day Care Centre	\$31,400	1 year
Northumberland Services for Women	\$97,000	2 years
Oshawa Community Health Centre	\$151,000	3 years
Parents, Family, Friends of Lesbians and Gays (PFLAG) Durham Region	\$23,600	1 year
Perinatal Bereavement Services Ontario	\$10,000	1 year
Peterborough Green-Up Association	\$95,900	2 years
Peterborough Green-Up Association (as lead organization on this collaborative)	\$191,000	3 years
Peterborough Green-Up Association (as lead organization on this collaborative)	\$109,600	2 years
Peterborough Lawn Bowling Club	\$66,600	1 year
Peterborough Rugby Union Football Club	\$150,000	1 year
Point in Time Centre for Children, Youth, and Parents (as lead organization on this collaborative)	\$24,700	2 years
Port Perry Lawn Bowling Club	\$10,500	1 year
ReFrame Peterborough International Film Festival	\$141,700	3 years
Rose of Durham Young Parent Support Services (as lead organization on this collaborative)	\$130,100	3 years
Royal Canadian Legion Branch 239 - Bobcaygeon	\$65,500	1 year
Royal Canadian Legion Branch 497 - Omeme	\$106,000	1 year
Royal Canadian Legion Branch 636 - Minden	\$15,000	1 year
St. Mark's Church, Port Hope	\$65,500	1 year
Technology Alliance Group for Kawartha Lakes	\$24,300	1 year
The Bridge Hospice	\$188,000	3 years
The Corporation of the Municipality of Trent Hills	\$11,300	1 year

## Community Grants

Durham, Haliburton, Kawartha, Pine Ridge

Organization Name	Amount	Term
The Corporation of the Township of Asphodel-Norwood	\$30,200	1 year
The Learning Disabilities Association of Peterborough	\$224,000	4 years
The Senior Citizens Club of Fenelon Falls, ON	\$24,700	1 year
The Shelter Valley Folk Festival	\$33,500	2 years
Township of Cramahe	\$14,900	1 year
Township of North Kawartha	\$97,900	1 year
Trent Centre for Community-Based Education Inc.	\$154,100	3 years
Tri-County Community Support Services (as lead organization on this collaborative)	\$83,400	2 years
Trinity United Church (Cobourg)	\$92,000	1 year
Trinity United Church (Omemee)	\$12,100	1 year
Valleys 2000 (Bowmanville) Inc. (as lead organization on this collaborative)	\$150,000	1 year
Whitby Arts Inc.	\$146,300	2 years
Whitby Courthouse Theatre	\$39,800	1 year
Whitlaw Mariners Seniors Club	\$18,500	1 year
WindReach Farm	\$120,000	2 years
Young Women's Christian Association of Peterborough, Victoria and Haliburton (as lead organization on this collaborative)	\$148,400	2 years
<b>Total</b>	<b>\$6,626,300</b>	
<b>Total Grants</b>	<b>75</b>	

## Community Grants

### Essex, Kent, Lambton

Organization Name	Amount	Term
Alvinston and Districts Optimist Club (as lead organization on this collaborative)	\$25,300	1 year
Arts Council - Windsor and Region	\$184,000	3 years
Athletics Southwest Minor Track and Field Club (Lambton)	\$80,800	1 year
Bkejwanong Territory (Walpole Island)	\$111,600	2 years
Bkejwanong Territory (Walpole Island) (as lead organization on this collaborative)	\$109,800	2 years
Blenheim Youth Centre	\$143,900	3 years
Broken City Lab Artist Collective	\$120,000	2 years
Carrefour des Femmes du Sud-Ouest de l'Ontario (as lead organization on this collaborative)	\$16,000	30 months
Centre communautaire de Chatham-Kent La Girouette	\$47,700	1 year
Centres for Seniors Windsor (as lead organization on this collaborative)	\$150,000	1 year
Chatham Kent Drug Awareness Council	\$148,000	2 years
Chatham-Kent On the Edge Arts Festival (as lead organization on this collaborative)	\$71,600	1 year
Children's Safety Village of Windsor and Essex County	\$273,800	3 years
Chippewas of Kettle and Stoney Point	\$52,000	1 year
Chippewas of Kettle and Stoney Point	\$80,400	1 year
Club Alouette	\$69,000	1 year
Community Living Chatham-Kent	\$26,000	2 years
Community Living Wallaceburg	\$48,000	1 year
Confederation Chapter IODE	\$5,800	1 year
Downtown Windsor Business Accelerator	\$166,200	3 years
Dresden & District Horticultural Society	\$13,900	1 year
Heritage Days (Faire at the Forks)	\$101,000	2 years
Italian Canadian Handicapable Association	\$5,800	1 year
Kent Military Reenactment Society (as lead organization on this collaborative)	\$60,000	1 year
Kiwanis Club of Forest	\$45,000	1 year
Lambton County Developmental Services	\$69,800	1 year
Leamington Cougar Basketball Association	\$28,400	3 years
Maryvale	\$171,200	2 years
Municipality of Lambton Shores (as lead organization on this collaborative)	\$33,300	1 year



## Community Grants

### Essex, Kent, Lambton

Organization Name	Amount	Term
Muslim Association of Canada - Windsor Chapter	\$104,300	1 year
Northstar Cultural Community Centre	\$30,000	1 year
Polish Village Cultural & Educational Society Windsor	\$120,500	1 year
Restorative Justice Chatham-Kent	\$60,000	3 years
Sarnia Artwalk	\$130,000	2 years
Sarnia Gives	\$45,000	1 year
Softech Alliance Network	\$95,000	3 years
St. Clair Region Conservation Authority (as lead organization on this collaborative)	\$60,000	2 years
St. Clair Region Conservation Foundation (as lead organization on this collaborative)	\$17,400	3 years
Stoney Point Sportsmen's Club	\$10,800	1 year
The Canadian Red Cross Society, Sarnia/Lambton Branch	\$30,000	1 year
The Chris Dawson Memorial Foundation	\$99,200	2 years
The County of Lambton Community Development Corporation (as lead organization on this collaborative)	\$141,200	2 years
The Mary Webb Cultural and Community Centre	\$55,000	1 year
Transition to Betterness Family and Health Care	\$60,600	2 years
United Way of Chatham-Kent (as lead organization on this collaborative)	\$150,000	2 years
United Way/Centraide Windsor/Essex County (as lead organization on this collaborative)	\$215,600	3 years
Victim Services of Sarnia Lambton, Inc.	\$15,000	1 year
Westover Treatment Centre	\$86,200	1 year
Wheatley Baptist Church	\$8,400	1 year
Windsor Dance eXperience	\$14,000	2 years
Windsor Pride Community	\$150,000	2 years
Windsor Symphony Society	\$158,600	3 years
Windsor West Indian Association	\$120,500	1 year
Windsor-Essex County Festival Network	\$225,000	3 years
Windsor-Essex Pride Fest	\$120,300	2 years
Youth & Family Resource Network of Essex County	\$157,400	3 years
<b>Total</b>	<b>\$4,938,300</b>	
<b>Total Grants</b>	<b>56</b>	

# Community Grants

## Grand River

Organization Name	Amount	Term
Addiction Services of Brant Inc. (as lead organization on this collaborative)	\$26,600	6 months
Bird Studies Canada	\$15,000	6 months
Brant Curling Club Incorporated	\$14,000	6 months
Brant Historical Society	\$46,700	2 years
Brantford Arts Block (as lead organization on this collaborative)	\$100,000	1 year
Brantford Moose Lodge 791 - Loyal Order Of Moose	\$21,000	1 year
Brantford Seniors Resource Centre	\$17,500	2 years
Burford Lions Club (as lead organization on this collaborative)	\$40,000	1 year
Cayuga Food Bank Inc.	\$18,800	1 year
Community Living Access Support Services	\$61,600	1 year
Community Living Access Support Services (as lead organization on this collaborative)	\$8,500	6 months
Cottonwood Mansion Preservation Foundation	\$35,000	1 year
Dunnville Figure Skating Club Inc. (as lead organization on this collaborative)	\$16,000	1 year
Friendship House of Brant Inc.	\$6,000	1 year
Grand River Community Health Centre (as lead organization on this collaborative)	\$39,000	20 months
Grand River Employment & Training Inc.	\$35,000	1 year
Haldimand Grand River Rowing Club Inc.	\$29,500	1 year
Haldimand Stewardship Council Inc.	\$75,000	1 year
Haldimand-Norfolk Resource Education and Counselling Help (as lead organization on this collaborative)	\$118,700	2 years
Harmony United Church (Brantford)	\$20,000	6 months
Her Majesty's Royal chapel of the Mohawks (St. Paul's)	\$150,000	1 year
Kids Can Fly Early Child Development and Parenting Support	\$7,000	1 year
Kids Can Fly Early Child Development and Parenting Support (as lead organization on this collaborative)	\$15,000	2 years
Kids Can Fly Early Child Development and Parenting Support (as lead organization on this collaborative)	\$81,000	2 years
Memorial Church Port Ryerse	\$95,900	1 year
Norfolk Arts Culture & Heritage Alliance (as lead organization on this collaborative)	\$20,000	1 year
Norfolk County Agricultural Society	\$35,600	1 year

## Community Grants

### Grand River

Organization Name	Amount	Term
Norfolk Hammerheads Aquatic Club	\$80,500	2 years
Norfolk Little People's Daycare Inc.	\$16,000	6 months
Norfolk Musical Arts Festival	\$20,000	2 years
Paris Curling Club	\$15,000	6 months
Paris Museum and Historical Society	\$73,800	1 year
Paris Port Dover Pipe Band	\$53,000	1 year
Port Dover Skating Club	\$8,900	1 year
Princeton Pastoral Charge/Etonia United Church	\$2,100	6 months
Royal Canadian Legion, Branch 605, St. George	\$41,800	6 months
Selkirk Centennial Community Centre	\$35,000	1 year
Six Nations of the Grand River Territory	\$33,600	6 months
Six Nations of the Grand River Territory	\$15,600	6 months
Six Nations of the Grand River Territory (as lead organization on this collaborative)	\$125,000	1 year
Six Nations Polytechnic Inc.	\$71,600	1 year
Springtime in Paris Festival	\$6,500	1 year
The Brantford Pipes and Drums	\$24,800	1 year
The Kinsmen Club of Brantford, Incorporated (as lead organization on this collaborative)	\$30,000	1 year
The Kiwanis Club of Brantford	\$10,000	1 year
The Vittoria & District Foundation	\$14,900	6 months
Theatre Norfolk	\$62,500	2 years
Tourism Hamilton (as lead organization on this collaborative)	\$23,800	2 years
Triple Bottomline For Sustainability Inc.	\$19,800	1 year
Victim Services of Brant (as lead organization on this collaborative)	\$20,000	1 year
Woodland Cultural Centre	\$80,000	1 year
Woodview Children's Centre (as lead organization on this collaborative)	\$62,700	1 year
Workforce Planning Board of Grand Erie	\$141,000	2 years
<b>Total</b>	<b>\$2,236,300</b>	
<b>Total Grants</b>	<b>53</b>	

## Community Grants

Grey, Bruce, Huron, Perth

Organization Name	Amount	Term
Air Cadet League of Canada Port Elgin Squadron No 340 R.C.(Air)	\$23,800	1 year
Atwood United Church	\$10,900	1 year
Blue Water Rest Home	\$33,900	1 year
Bluewater Astronomical Society	\$36,000	1 year
Bruce Community Futures Development Corporation	\$60,000	2 years
Bruce Community Futures Development Corporation (as lead organization on this collaborative)	\$20,000	1 year
Bruce County Historical Society	\$15,000	1 year
Brussels Agricultural Society	\$22,400	3 years
District 27 Ontario Senior Games Association	\$13,000	1 year
Drayton Theatres Inc.	\$48,400	1 year
Dungannon Senior Citizens Centre	\$45,600	1 year
Elgin Middlesex Soccer Association	\$11,000	2 years
Exeter Lions Club	\$15,000	1 year
Festival Sounds Chorus Incorporated	\$6,200	1 year
Friends of the Stratford Normal School/Teachers' College Heritage	\$14,500	1 year
Goderich Columbus Club	\$51,800	18 months
Goderich Ringette Association Inc.	\$6,200	1 year
Great Lakes Métis Council	\$35,000	1 year
Grey Bruce Children's Water Education Council (as lead organization on this collaborative)	\$40,000	2 years
Grey County Kiwanis Festival of Music	\$55,000	2 years
Hanover Columbus Center	\$9,700	1 year
Hidden Acres Mennonite Camp and Retreat Centre Inc.	\$21,000	1 year
Huron Arts & Heritage Network	\$52,000	18 months
Huron Business Development Corporation (as lead organization on this collaborative)	\$117,000	3 years
Huron Business Development Corporation (as lead organization on this collaborative)	\$62,500	1 year
Huron Central Agricultural Society (Clinton) (as lead organization on this collaborative)	\$8,200	1 year
Huron Chamber of Commerce - Goderich, Central & North Huron	\$53,600	1 year
Huron-Perth Centre For Children and Youth	\$75,000	1 year
Keystone Child, Youth and Family Services	\$85,800	2 years
Kincardine Theatre Guild	\$30,500	1 year

## Community Grants

Grey, Bruce, Huron, Perth

Organization Name	Amount	Term
Kinloss Community Centre	\$10,000	1 year
Lake Huron Fishing Club	\$6,500	1 year
L'Arche Stratford	\$10,900	1 year
Listowel Curling Club Limited	\$8,000	1 year
Maxwell Seniors Young at Heart #772 Club of United Senior Citizens of Ontario USCO	\$6,300	1 year
Mitchell & District Agricultural Society	\$7,000	1 year
Municipality of Brockton	\$39,000	1 year
Municipality of Brockton - Recreation (as lead organization on this collaborative)	\$45,000	1 year
Municipality of Central Huron	\$25,000	1 year
Municipality of Huron East	\$14,000	1 year
Optimist Club of Kirkton/Woodham	\$15,000	1 year
Optimist Club of Sydenham and District (as lead organization on this collaborative)	\$10,500	1 year
Owen Sound Aquatic Club Inc. (as lead organization on this collaborative)	\$58,100	1 year
Owen Sound Rowing Club	\$65,000	1 year
Partners in Process Equine Learning Center	\$28,000	1 year
Pegasus Riding Association Nurturing Challenged Equestrians	\$26,800	2 years
Penetangore Regional Economic Development Corporation	\$26,200	1 year
Perth County Historical Foundation	\$30,000	2 years
Perth County Pipe Band	\$26,000	1 year
Roselawn Lawn Bowling Club	\$10,400	1 year
Rotary Club of Paisley Ontario	\$40,000	1 year
Royal Canadian Legion Branch 180 - Wingham	\$46,300	1 year
Royal Canadian Legion Branch 420 - Blyth	\$45,000	1 year
Safe 'n Sound Residence	\$50,500	1 year
Sauble Beach Cross Country Ski Club	\$13,200	1 year
Saugeen Economic Development Corporation	\$30,000	1 year
Saugeen Economic Development Corporation (as lead organization on this collaborative)	\$57,400	1 year
Shakespeare & Community Athletic Association	\$75,000	1 year
St. Ignatius (Deemerton) Preservation Society	\$50,000	1 year

## Community Grants

Grey, Bruce, Huron, Perth

Organization Name	Amount	Term
St. Peter's Lutheran Church (as lead organization on this collaborative)	\$15,000	1 year
Stratford Arts Foundation	\$14,300	1 year
Stratford Lawn Bowling Club	\$27,600	1 year
Sydenham Conservation Foundation (as lead organization on this collaborative)	\$15,000	1 year
The Corporation of the Town of Hanover	\$23,900	1 year
The Goderich Little Theatre	\$25,100	1 year
The Optimist Club of Brussels, Ontario (as lead organization on this collaborative)	\$8,400	1 year
The Optimist Club of Normanby Township	\$3,000	6 months
The St. Marys Children's Choir	\$11,100	1 year
The Walkerton Golf and Curling Club	\$52,400	1 year
Town of North Perth (as lead organization on this collaborative)	\$25,000	1 year
Township of Huron-Kinloss (as lead organization on this collaborative)	\$51,400	1 year
Township of North Huron	\$50,000	1 year
Township of Southgate	\$35,000	1 year
Township of West Grey (as lead organization on this collaborative)	\$27,300	1 year
United Way of Bruce Grey	\$143,500	3 years
Victim Services of Perth County	\$15,000	1 year
Western Region Ringette Association	\$9,000	1 year
Women's House Serving Bruce & Grey (as lead organization on this collaborative)	\$64,000	1 year
<b>Total</b>	<b>\$2,570,100</b>	
<b>Total Grants</b>	<b>78</b>	

# Community Grants

## Halton-Peel

Organization Name	Amount	Term
ACCESS: Allowing Children a Chance at Education, Inc.	\$62,500	2 years
Acclaim Health and Community Care Services	\$77,900	1 year
African Community Services of Peel	\$11,500	1 year
Alton Village Association Inc.	\$183,000	2 years
Arts for Children and Youth in Oakville	\$95,000	2 years
Associated Youth Services of Peel (as lead organization on this collaborative)	\$291,200	4 years
Autism Society Ontario - Halton Chapter	\$188,300	4 years
Bereaved Families of Ontario - Hamilton/Burlington	\$62,000	2 years
Bramalea Community Health Centre (as lead organization on this collaborative)	\$299,300	4 years
Brampton 9235 Outreach Corporation	\$286,000	4 years
Brampton Multicultural Community Centre	\$300,000	4 years
Brampton Tennis Club	\$100,000	1 year
Brampton Track Club Inc.	\$100,000	1 year
Burlington Community Foundation (as lead organization on this collaborative)	\$37,500	6 months
Burlington Welsh Male Chorus	\$30,500	1 year
Canadian Community Arts Initiative	\$106,500	3 years
CANES Community Care	\$282,500	5 years
Casa Canadiense Community Development Center	\$24,000	1 year
Centre Culturel de Ressources francophone pour les communautés ethniques (CEREFRAAC)	\$40,000	1 year
Cercle des Aînés Noirs Francophones de l'Ontario - CANFO	\$26,200	1 year
Child Development Resource Connection Peel	\$123,600	2 years
Chinguacousy Concert Band Inc.	\$21,200	1 year
Christ Church United Church (Mississauga)	\$120,000	1 year
Community Development Halton	\$210,600	3 years
Compassion Society of Halton	\$168,700	3 years
Conservation Halton (as lead organization on this collaborative)	\$238,000	3 years
Coopérative de Couture Umoja	\$37,500	1 year
DADA ( Dads Against Dirty Air) Inc	\$107,500	2 years
East Mississauga Community Health Centre, a satellite of Lakeshore Area Multi-Services Project Lamp Inc.as lead on this collaborative	\$225,000	3 years

## Community Grants

### Halton-Peel

Organization Name	Amount	Term
EcoSource Mississauga	\$361,000	5 years
Elder Help Peel	\$76,100	2 years
Erin Mills United Church (as lead organization on this collaborative)	\$157,500	3 years
Erin Mills Youth Centre	\$176,200	3 years
Glen Williams Town Hall Inc.	\$14,200	6 months
Gymnastics Mississauga	\$50,000	1 year
Habitat for Humanity Brampton	\$234,100	3 years
Habitat for Humanity Halton	\$50,000	1 year
Halton Environmental Network	\$170,000	3 years
Halton Industry Education Council	\$113,600	2 years
Heart Touching Heart Ministries (as lead organization on this collaborative)	\$162,500	4 years
Interim Place	\$299,800	4 years
Just for Us Wearable Art Originals	\$25,700	2 years
Milton Area Christian Churches Working Together (as lead organization on this collaborative)	\$143,400	2 years
Milton Community Resource Centre	\$30,800	3 years
Mississauga Arts Council	\$90,600	2 years
Mississauga Football League Inc.	\$27,000	1 year
Mississauga Jiahua Chinese Senior Association	\$61,000	2 years
Mississauga Youth Athletics Association	\$50,300	2 years
Multiple Sclerosis Society of Canada, Brampton Caledon Chapter	\$21,800	2 years
National Association of Indo Canadians (N.A.I.C.)	\$8,000	1 year
Nelson Youth Centres	\$98,700	1 year
North Halton Distress Centre (as lead organization on this collaborative)	\$113,800	3 years
Oakville Community Foundation (as lead organization on this collaborative)	\$225,000	3 years
Oakvillegreen Conservation Association	\$61,800	2 years
Options Mississauga Print and Office Services	\$185,600	2 years
Options Mississauga Print and Office Services (as lead organization on this collaborative)	\$282,000	3 years
Paint the Town Red Port Credit Community Association	\$142,100	3 years
Peel Association for Handicapped Adults	\$5,100	2 years
Peel Children and Youth Initiative	\$75,000	1 year



## Community Grants

### Halton-Peel

Organization Name	Amount	Term
Preparing the Trail	\$19,500	1 year
Protect Our Water and Environmental Resources - Halton Hills Inc (as lead organization on this collaborative)	\$300,000	4 years
Reach Out Centre for Kids (as lead organization on this collaborative)	\$225,000	3 years
Rotary Club of Burlington-Lakeshore Trust Fund	\$167,000	3 years
Rotary Club of Oakville Trafalgar Foundation Inc.	\$157,000	3 years
Safe City Mississauga (as lead organization on this collaborative)	\$150,000	2 years
Saint Alban's Anglican Church (Georgetown)	\$4,800	1 year
Sexual Assault/ Rape Crisis Centre of Peel	\$289,000	4 years
Sherwood Forest Tennis Club	\$32,500	1 year
Social Planning Council of Peel (as lead organization on this collaborative)	\$293,300	4 years
St. John Council for Ontario - Mississauga Branch	\$164,500	1 year
Tetra Society of North America: Peel Region Chapter	\$134,600	4 years
The Burlington Theatre Board Inc.	\$206,000	3 years
The Caledon Parent-Child Centre	\$156,400	3 years
The Cross-Cultural Community Services Association	\$2,700	1 year
The ILC Charitable Foundation	\$50,000	1 year
The Liberty Silver Foundation of the Arts	\$45,000	1 year
The Living Arts Centre in Mississauga	\$12,700	1 year
The Mississauga Furniture Bank	\$138,500	3 years
The Oakville Art Society	\$20,000	1 year
The Rotary Club of Georgetown	\$102,000	1 year
Tourism Hamilton (as lead organization on this collaborative)	\$23,800	2 years
United Achievers' Club (as lead organization on this collaborative)	\$8,700	1 year
Urban Non-violent Initiatives Through Youth (UNITY) (as lead organization on this collaborative)	\$196,900	3 years
Vita Manor	\$19,000	6 months
Wellspring Cancer Support Foundation - Wellspring Halton Peel	\$45,300	1 year
Windmill Theatre Productions Inc.	\$40,000	3 years
Windrush Stable Therapeutic Riding Centre	\$15,000	1 year

# Community Grants

Halton-Peel

Organization Name	Amount	Term
World of Threads Festival	\$13,300	2 years
Yee Hong Centre for Geriatric Care (as lead organization on this collaborative)	\$18,700	1 year
<b>Total</b>	<b>\$10,419,900</b>	
<b>Total Grants</b>	<b>89</b>	

## Community Grants

### Hamilton

Organization Name	Amount	Term
Ancaster Information Centre & Community Services Inc.	\$64,600	2 years
Bereaved Families of Ontario - Hamilton/Burlington	\$62,000	2 years
Best Buddies-Vrais Copains Canada (as lead organization on this collaborative)	\$98,500	3 years
Canadian Country Music Association (CCMA)	\$46,400	1 year
Catholic Youth Organization, Diocese of Hamilton (as lead organization on this collaborative)	\$73,000	3 years
Community Centre for Media Arts (CCMA)	\$183,100	3 years
Community Information Hamilton	\$122,500	2 years
Coopérative de Couture Umoja	\$37,500	1 year
Dundas Art and Craft Association/Carnegie Gallery	\$40,700	2 years
Faith & The Common Good/La foi et le bien commun (as lead organization on this collaborative)	\$92,000	3 years
FarmStart/ Ferme en marche (as lead organization on this collaborative)	\$271,200	3 years
Habitat for Humanity Hamilton	\$8,700	1 year
Hamilton & District Extend A Family	\$24,200	1 year
Hamilton Aquatic Club	\$32,400	6 months
Hamilton Aquatic Water Polo Club	\$58,000	2 years
Hamilton Artists Inc.	\$73,200	3 years
Hamilton Follies Inc.	\$25,600	1 year
Hamilton Hammerheads Athletic Club	\$138,300	3 years
Hamilton Jewish Home for the Aged (as lead organization on this collaborative)	\$43,900	1 year
Hamilton Naval Veterans' Association	\$4,000	1 year
Hamilton Regional Indian Centre	\$100,000	1 year
Hamilton's Centre for Civic Inclusion	\$63,000	1 year
Jeunesse Universelle en Action (as lead organization on this collaborative)	\$27,000	1 year
John Howard Society of Hamilton, Burlington & Area (as lead organization on this collaborative)	\$17,500	1 year
John Howard Society of Hamilton, Burlington & Area (as lead organization on this collaborative)	\$208,100	3 years
Kirkendall Neighbourhood Association (as lead organization on this collaborative)	\$7,500	1 year
Leander Boat Club of Hamilton	\$58,600	1 year
Metis Women's Circle (cercle des femmes metisses)	\$63,000	2 years
Micah House Refugee Reception Services Inc.	\$69,200	2 years

## Community Grants

### Hamilton

Organization Name	Amount	Term
Mission Services Hamilton Inc. (as lead organization on this collaborative)	\$222,600	3 years
Rotary Club of Hamilton Sunset/Telling Tales	\$28,000	1 year
Rygiel Supports for Community Living (as lead organization on this collaborative)	\$50,500	2 years
Social Planning and Research Council of Hamilton (as lead organization on this collaborative)	\$75,000	1 year
St. Joseph Immigrant Women's Centre	\$24,000	1 year
Stoney Creek Historical Society	\$15,000	1 year
Suicide Prevention Community Council of Hamilton	\$130,800	2 years
T.E.A.D. Equestrian Association for the Disabled	\$33,400	1 year
The Hamilton LGBTQ Community Wellness Centre (The Well)	\$150,000	2 years
The Hamilton Waterfront Trust	\$72,600	1 year
The Peoples Church	\$20,000	1 year
The Voluntary Action Centre of Hamilton and District Inc.	\$32,100	1 year
Theatre Aquarius Inc.	\$150,000	1 year
Tourism Hamilton (as lead organization on this collaborative)	\$23,800	2 years
Welcome Inn Community Centre of Hamilton	\$74,000	2 years
Young Starters Development	\$5,000	1 year
YWCA Hamilton (as lead organization on this collaborative)	\$72,400	1 year
<b>Total</b>	<b>\$3,292,900</b>	
<b>Total Grants</b>	<b>46</b>	

## Community Grants

### Muskoka, Nipissing, Parry Sound, Timiskaming

Organization Name	Amount	Term
Aanmitaagzi Storymakers	\$60,000	3 years
Anciens de Franco-Cité	\$46,000	2 years
Autism Ontario - North Bay & Area Chapter	\$57,900	2 years
Big Brothers Big Sisters of North Bay and District	\$105,000	2 years
Cameron of Lochiel Pipes and Drums	\$32,000	1 year
Community Living Parry Sound (as lead organization on this collaborative)	\$117,500	2 years
Corporation of the Town of Kirkland Lake	\$149,200	1 year
Georgian Bay Coast Trail Inc.	\$26,800	1 year
Habitat for Humanity Muskoka	\$119,200	3 months
Laurentian Ski Hill Snowboarding Club	\$74,400	1 year
Literacy Alliance of West Nipissing	\$33,200	1 year
Municipality of Callander	\$40,700	1 year
Municipality of McDougall	\$11,000	1 year
Municipality of Powassan	\$64,600	6 months
Municipality of West Nipissing	\$52,200	1 year
Muskoka Community Foundation	\$94,000	4 years
Muskoka Parry Sound Community Mental Health Service	\$60,000	1 year
Nipissing Arts Council	\$71,200	3 years
Nipissing Association for Disabled Youth	\$79,200	2 years
One Kids Place Children's Medical Treatment Centre of North East Ontario (as lead organization on this collaborative)	\$100,200	3 years
Porcupine United Way	\$46,900	2 years
Royal Canadian Legion Branch 415 - Northern Memorial, Port Loring	\$4,500	6 months
Strong Agricultural Society	\$19,300	1 year
The Gathering Place, North Bay's Community Soup Kitchen	\$58,200	2 years
The Local Services Board of King-Label	\$71,600	1 year
Town of Bracebridge	\$11,300	1 year
Town of Englehart	\$55,000	1 year
Town of Huntsville (as lead organization on this collaborative)	\$75,000	2 years
Town of Kearney	\$22,800	1 year
Township of Georgian Bay	\$58,000	1 year
United Way/Centraide Sudbury and/et district	\$103,500	2 years
<b>Total</b>	<b>\$1,920,400</b>	
<b>Total Grants</b>	<b>31</b>	

# Community Grants

## Niagara

Organization Name	Amount	Term
434 (Niagara Peninsula) Wing AFAC	\$3,900	1 year
Adolescent's Family Support Services of Niagara (as lead organization on this collaborative)	\$159,500	3 years
Aiding Dramatic Change in Development (as lead organization on this collaborative)	\$40,700	1 year
Alzheimer Society of Niagara Region (as lead organization on this collaborative)	\$15,000	2 years
Autism Ontario - Niagara Region Chapter	\$75,200	2 years
Beachcombers Senior Citizens Association of Crystal Beach	\$39,300	6 months
Beamsville Strawberry Festival Association	\$15,000	1 year
Big Brothers Big Sisters of South Niagara Inc. (as lead organization on this collaborative)	\$75,000	1 year
Black Creek Community Association	\$75,000	1 year
Chippawa Public Docks Committee	\$15,000	1 year
Club Capri, Thorold, Order Sons of Italy of Canada	\$75,000	1 year
Club Social Inc.	\$65,600	2 years
Commonplace Eco-Village Project Niagara	\$50,000	1 year
Community Artists Niagara	\$9,000	1 year
Community Care St. Catharines and Thorold	\$95,400	2 years
Community Living Port Colborne~Wainfleet	\$147,700	2 years
Community Support Services of Niagara (as lead organization on this collaborative)	\$53,500	1 year
Early Childhood Community Development Centre (as lead organization on this collaborative)	\$70,100	1 year
Epilepsy Niagara	\$64,600	2 years
Fonthill Lions Club Inc.	\$10,800	6 months
Fort Erie Native Cultural Centre Inc.	\$35,000	1 year
Friends of Fort Erie's Creeks (as lead organization on this collaborative)	\$65,000	1 year
Garden City Productions	\$15,000	1 year
Grimsby Tennis Club	\$49,200	1 year
Habitat for Humanity Niagara	\$15,000	1 year
Holy Trinity Church, Welland	\$30,300	1 year
John Howard Society of Niagara	\$139,200	2 years
Jordan Skating Club	\$6,400	1 year

## Community Grants

### Niagara

Organization Name	Amount	Term
Literacy Link Niagara (as lead organization on this collaborative)	\$58,800	1 year
Mainstream:An Unsheltered Workshop	\$50,600	2 years
Meals-on-Wheels Niagara Falls Ontario Inc.	\$14,000	6 months
neXt Company Theatre	\$27,500	1 year
Niagara Ina Grafton Gage Home of the United Church	\$69,000	1 year
Niagara Peninsula Community Resource Centre	\$15,000	1 year
Niagara Regional Literacy Council	\$61,600	2 years
Niagara Sport Commission	\$137,000	3 years
Niagara-on-the-Lake Figure Skating Club	\$7,700	1 year
Pelham Soccer Club Inc.	\$10,000	1 year
Quest Community Health Centre	\$75,000	2 years
Red Roof Retreat	\$28,500	3 years
Royal Canadian Legion Branch 127 - West Lincoln, Grimsby	\$45,000	1 year
Royal Canadian Legion Branch 138 - Merritton, St. Catharines	\$75,000	1 year
Royal Canadian Legion Branch 418 - Polish Veterans, St. Catharines	\$59,900	1 year
SOFIFRAN (Solidarité des femmes et familles immigrantes francophones de Niagara/Hamilton)	\$75,000	1 year
South Niagara Rowing Club	\$90,000	3 years
St. Catharines Ladies Softball League	\$10,000	6 months
St. Catharines Minor Baseball Association	\$14,500	6 months
St. Catharines Rowing club	\$18,000	1 year
Start Me Up Niagara	\$101,400	2 years
The Child Advocacy Centre of Niagara (CACN)	\$74,700	3 years
The Corporation of St. George's Anglican Church	\$125,000	1 year
The Essential Collective Theatre	\$24,300	1 year
The Friends of Fort George National Historic Park Inc	\$81,300	30 months
The Welland Historical Museum (as lead organization on this collaborative)	\$52,200	1 year
Town of Pelham Public Library	\$7,000	1 year
United Way of St. Catharines & District (as lead organization on this collaborative)	\$225,000	3 years
Victim Services Niagara	\$2,000	6 months
Welland Curling Club	\$75,000	1 year

# Community Grants

## Niagara

Organization Name	Amount	Term
West Lincoln Community Care	\$75,000	1 year
West Lincoln Historical Society & Archives	\$2,000	1 year
Youth Resources Niagara Inc	\$146,700	2 years
<b>Total</b>	<b>\$3,444,100</b>	
<b>Total Grants</b>	<b>61</b>	



# Community Grants

## Northwestern

Organization Name	Amount	Term
Alzheimer Society of Thunder Bay	\$120,000	3 years
Crohn's and Colitis Foundation of Canada	\$8,000	1 year
Dryden Native Friendship Centre	\$120,000	1 year
Dryden Ukrainian Literary Society	\$13,700	1 year
Environment North (as lead organization on this collaborative)	\$25,000	2 years
Federation of Ontario Naturalists (as lead organization on this collaborative)	\$132,600	2 years
Fort Frances Curling Club	\$15,800	1 year
Fort Severn First Nation	\$15,000	1 year
Handicapped Action Group Inc. (as lead organization on this collaborative)	\$125,000	2 years
Kee-Way-Win First Nation	\$15,000	1 year
Kenora and Lake of the Woods Regional Community Foundation	\$11,800	1 year
Kenora Association for Community Living	\$29,500	1 year
Kenora Curling Club	\$76,000	1 year
Kenora Swimming Club	\$26,200	1 year
Kingfisher Lake First Nation	\$150,000	1 year
Lac Seul First Nation	\$84,000	1 year
Lakehead Social Planning Council (as lead organization on this collaborative)	\$75,000	18 months
Muskrat Dam First Nation	\$61,400	1 year
Nature Conservancy of Canada	\$15,000	1 year
North Spirit Lake First Nation	\$15,000	1 year
Northwestern Ontario Sports Hall of Fame	\$12,500	1 year
NW ON - Royal Canadian Legion Branch 12 - Kenora	\$89,500	1 year
Ontario Trails Council Inc. (as lead organization on this collaborative)	\$41,000	1 year
Our Kids Count of Thunder Bay, Inc.	\$100,000	1 year
Pikangikum First Nation	\$10,000	1 year
Prostate Cancer Canada Network - Thunder Bay	\$11,500	1 year
Rafiki Youth Choir	\$21,600	1 year
Red Lake District Adult Learning Centre	\$27,800	1 year
Regional Food Distribution Association of Northwestern Ontario	\$150,000	1 year
The Corporation of the Township of Red Rock	\$110,000	1 year

# Community Grants

## Northwestern

Organization Name	Amount	Term
The Fort Frances Aquanauts Swim Club	\$28,400	1 year
The Thunder Bay Historical Museum Society Inc.	\$106,000	2 years
The Thunder Bay National Exhibition Centre and Centre for Indian Art	\$15,000	1 year
Thunder Bay Emergency Shelter Inc.	\$150,000	2 years
Thunder Bay Gymnastics Association	\$75,000	1 year
Town of Rainy River	\$15,000	1 year
Town of Rainy River (as lead organization on this collaborative)	\$65,000	1 year
<b>Total</b>	<b>\$2,162,300</b>	
<b>Total Grants</b>	<b>37</b>	

## Community Grants

### Quinte, Kingston, Rideau

Organization Name	Amount	Term
Algonquin Arts Council	\$14,500	1 year
Almonte Amateur Radio Club Incorporated	\$15,000	1 year
Almonte Lawn Bowling Club	\$23,400	1 year
Bancroft & District Chamber of Commerce	\$15,000	1 year
Bancroft Family Health Team	\$27,500	1 year
Belleville Youth Soccer Club	\$11,900	1 year
Beth Donovan Hospice	\$79,000	2 years
Big Brothers Big Sisters of Lanark County	\$80,000	2 years
Blessed Sacrament Roman Catholic Church	\$23,000	1 year
Brockville & Area Community Living Association	\$71,000	1 year
Canadian Mental Health Association, Hastings and Prince Edward Branch	\$42,700	2 years
Committee for Innovative Thinking for Youth Inc.	\$106,800	2 years
Community Partners For Success Co-operative Quinte Inc.	\$61,700	1 year
Country Roads Community Health Centre	\$55,700	1 year
Ducks Unlimited Canada-Provincial (as lead organization on this collaborative)	\$112,400	2 years
Friends of Centre Hastings	\$15,000	1 year
Frontenac Community Mental Health Services	\$30,400	2 years
Gilda's Club Southeastern Ontario	\$89,100	2 years
Habitat for Humanity Thousand Islands	\$40,000	1 year
H'art School of Smiles Inc	\$46,100	1 year
Hastings County Museum of Agricultural Heritage	\$29,500	2 years
Hospice Lennox & Addington	\$50,000	18 months
Hospice North Hastings	\$98,500	3 years
K3C Community Counselling Centres	\$60,000	1 year
Kawartha Turtle Trauma Centre	\$16,000	3 years
Kingston Arts Council	\$15,000	1 year
Kingston Interval House	\$87,000	2 years
Kingston Naval Veterans' Association	\$25,200	1 year
Lanark County Community Justice Program Inc.	\$41,000	1 year
Lennox and Addington Family and Children's Services	\$22,600	1 year
Limestone District Grenadiers Football Club	\$27,500	1 year
Lonsdale Heritage Association	\$15,000	1 year
Loving Spoonful Kingston	\$34,900	2 years

## Community Grants

### Quinte, Kingston, Rideau

Organization Name	Amount	Term
Marmora SnoFest Association	\$70,000	2 years
Martha's Table Community Program	\$145,700	1 year
Mississippi Valley Textile Museum	\$45,400	1 year
Mohawks of the Bay of Quinte	\$11,600	1 year
Municipality of Marmora and Lake	\$11,300	1 year
Museum of Health Care at Kingston	\$52,000	2 years
North Hastings Community Integration Association (as lead organization on this collaborative)	\$65,000	2 years
Prince Edward County Community Foundation	\$49,200	3 years
Prince Edward Curling Club	\$8,600	1 year
Prince Edward Fitness & Aquatic Centre (PEFAC)	\$47,800	1 year
Quinte Arts Council	\$79,400	2 years
Quinte Vocational Support Services	\$55,700	1 year
Regent Theatre Foundation	\$67,300	1 year
Rideau Waterway Land Trust Foundation	\$40,900	1 year
Royal Canadian Air Force Association #443 Wing	\$67,500	1 year
Royal Canadian Legion Branch 110 - Trenton	\$85,000	1 year
Royal Canadian Legion Branch 475 Toledo	\$81,700	1 year
Royal Canadian Legion Branch 509 - Quinte-Carrying Place, Consecon	\$14,000	1 year
Royal Canadian Legion Upper Rideau Branch 542, Westport	\$83,400	1 year
Sandy Pines Wildlife Centre, Inc.	\$64,600	1 year
Separated Town of Gananoque	\$124,500	1 year
Southern Frontenac Community Services Corporation	\$69,200	1 year
Special Olympics Ontario Inc (as lead organization on this collaborative)	\$55,600	1 year
St. Vincent de Paul Society of Kingston	\$64,500	1 year
St. Lawrence War of 1812 Bicentennial Alliance	\$100,000	1 year
The Army, Navy and Airforce Veterans in Canada Martello Unit 377	\$57,300	1 year
The Brockville Rifles Regimental Society	\$24,400	1 year
The Corporation of the Town of Smiths Falls (as lead organization on this collaborative)	\$42,900	1 year
The Heart of Hastings Hospice	\$79,700	1 year
The Napanee Golf and Country Club	\$72,200	1 year
The Parish of Almonte St. Paul's	\$49,000	1 year

## Community Grants

### Quinte, Kingston, Rideau

Organization Name	Amount	Term
Town of Carleton Place (as lead organization on this collaborative)	\$35,200	1 year
Town of Deseronto	\$64,000	1 year
Town of Perth	\$120,500	1 year
Township of Addington Highlands	\$72,500	1 year
Township of Athens & Rear of Yonge & Escott	\$29,100	1 year
Township of Carlow/Mayo	\$49,200	1 year
Township of Lanark Highlands (as lead organization on this collaborative)	\$100,200	1 year
Township of Rideau Lakes	\$68,400	1 year
Township of Stirling-Rawdon	\$56,300	1 year
Township of Tyendinaga	\$77,100	1 year
Township of Tyendinaga	\$15,000	1 year
Township of Wollaston	\$15,000	1 year
Tsi Kionhnheht Ne Onkwawenna Language Circle	\$23,000	1 year
Tweed & Area Arts Council	\$15,000	1 year
Victim Services of Leeds & Grenville	\$58,500	1 year
<b>Total</b>	<b>\$4,166,800</b>	
<b>Total Grants</b>	<b>79</b>	

# Community Grants

## Simcoe-York

Organization Name	Amount	Term
6th Division Flyers Club Inc. O/A Orillia Aero Modellers	\$13,000	1 year
707 Marion Orr CM Squadron Stouffville Sponsoring Committee	\$12,500	1 year
Arts Spotlight Theatre Company inc.	\$141,300	3 years
Autism Ontario-Simcoe County Chapter	\$225,000	3 years
Barrie Area Native Advisory Circle	\$190,500	3 years
Barrie's Ribbons of Hope	\$5,100	1 year
Beginning Again Richmond Hill	\$7,100	1 year
Big Brothers Big Sisters of York	\$64,100	1 year
Bravado Show Choir	\$68,500	2 years
Camphill Communities Ontario	\$19,700	1 year
Chinese Culture and Education Society of Canada	\$31,500	2 years
Citizens for Affordable Housing (as lead organization on this collaborative)	\$139,700	2 years
Coldwater Shuffleboard Club	\$14,900	1 year
Deaf Access Simcoe Muskoka Inc. (as lead organization on this collaborative)	\$212,000	4 years
Ducks Unlimited Canada (as lead organization on this collaborative)	\$105,000	3 years
Eady/Grenard Women's Institute (as lead organization on this collaborative)	\$105,900	1 year
Earth Rangers Foundation	\$35,000	1 year
Eating Disorders of York Region	\$226,000	3 years
F. W. Fisher Foundation	\$120,200	1 year
Family Services York Region (as lead organization on this collaborative)	\$298,000	4 years
Fuerza Latina Community Services	\$46,100	2 years
Georgian Triangle Residential Resource Centre	\$10,800	1 year
Georgina Mobility Transit Inc	\$374,300	5 years
Healthy Start, Healthy future	\$80,000	2 years
Huronian Players Theatre Group (as lead organization on this collaborative)	\$218,200	3 years
Huronian Seniors' Volunteer Care Team	\$72,500	1 year
Huronian Trails and Greenways	\$145,000	2 years
Inn From the Cold Inc. (as lead organization on this collaborative)	\$228,000	3 years
IOOF Seniors Homes Inc	\$18,000	1 year
JACS Toronto	\$120,300	2 years
JIAS (Jewish Immigrant Aid Services) Toronto	\$215,000	3 years

## Community Grants

### Simcoe-York

Organization Name	Amount	Term
Kempenfelt Community Players	\$37,000	2 years
Kindred Spirits Orchestra	\$186,000	3 years
La Meute Culturelle de Lafontaine Inc	\$215,000	3 years
L'Arche Daybreak	\$150,000	1 year
Markham District Veterans Association	\$146,100	1 year
Mind Body and Soul Inc.	\$77,600	2 years
Moving Forward 2015 Foundation	\$94,100	2 years
MS Society of Canada Ontario Division Simcoe County Chapter	\$8,500	1 year
Nineteen on the Park Arts & Entertainment Centre Corporation	\$106,300	3 years
North Simcoe Emergency/Transitional Residential Projects Inc.	\$195,000	3 years
Nottawasaga Community Economic Development Corporation	\$98,200	2 years
Nrtyakala Indian Classical Dance	\$206,200	2 years
Oro Agricultural Society	\$20,000	6 months
Pathways for Children, Youth and Families of York Region Inc.	\$175,000	3 years
Project Hostel	\$185,400	3 years
Prom Blitz	\$3,800	1 year
Rent-A-Youth Resource Centre	\$68,000	3 years
Richmond Hill Racquet Club	\$63,200	1 year
Royal Canadian Legion Branch 316 - Beaverbrook - Waubaushene	\$41,200	1 year
S.E.A.S.Centre(Support Enhance Access Services Centre)	\$67,900	1 year
Scarborough Housing Help Centre	\$73,000	1 year
Schomberg Agricultural Society	\$37,500	1 year
Shadowpath Theatre Productions	\$140,900	3 years
South Asian Autism Awareness Centre	\$90,000	2 years
South Simcoe Arts Council (as lead organization on this collaborative)	\$30,000	6 months
Sport Aurora	\$204,000	4 years
Stars United Baton Club	\$25,000	2 years
Stayner and Area Minor Lacrosse Association Inc.	\$27,200	1 year
Talk Is Free Theatre Inc.	\$130,000	3 years
Tec We Gwill Women's Institute	\$29,700	1 year
Tetra Society of North America: Peel Region Chapter	\$100,800	4 years
The AIDS Committee of Simcoe County (as lead organization on this collaborative)	\$142,900	2 years
The Canadian and African Business Women's Alliance	\$25,000	6 months

## Community Grants

### Simcoe-York

Organization Name	Amount	Term
The Cross-Cultural Community Services Association	\$10,600	1 year
The Environmental Network Collingwood Inc.	\$200,000	3 years
The Hearing Foundation of Canada/La Fondation Canadienne de l'Ouïe (as lead organization on this collaborative)	\$98,300	2 years
The Optimist Club of Newmarket	\$65,000	1 year
Thornhill Park Tennis Club	\$25,000	1 year
Toronto Chinese for Ecological Living	\$60,900	2 years
Town of Collingwood	\$24,800	1 year
Town of Penetanguishene (as lead organization on this collaborative)	\$141,000	2 years
Township of Tay	\$43,600	2 years
United Way of South Georgian Bay (as lead organization on this collaborative)	\$140,000	2 years
Vaughan Community Health Centre	\$196,700	3 years
Washago Community Centre Corporation	\$13,500	1 year
Wendat Community Programs (as lead organization on this collaborative)	\$149,200	2 years
Women and Children's Shelter (Barrie) (as lead organization on this collaborative)	\$210,600	3 years
Women's Centre of York Region	\$141,700	2 years
Women's Shelter of York Region Inc.	\$276,500	4 years
Woodbridge Soccer Club	\$50,000	1 year
Yee Hong Centre for Geriatric Care	\$59,500	2 years
Yee Hong Centre for Geriatric Care (as lead organization on this collaborative)	\$18,700	1 year
YMCA of Greater Toronto	\$74,900	1 year
York Region Amateur Radio Club	\$39,600	1 year
York Region Arts Council (as lead organization on this collaborative)	\$185,000	3 years
York Region Environmental Alliance (YREA)	\$43,200	1 year
York Simcoe Minor Football Association	\$91,000	2 years
YouthSpeak Performance Charity Organization	\$25,000	1 year
<b>Total</b>	<b>\$9,148,000</b>	
<b>Total Grants</b>	<b>89</b>	



# Community Grants

## Thames Valley

Organization Name	Amount	Term
At^lohsa Native Family Healing Services Inc.	\$150,000	2 years
Big Brothers/Big Sisters of St. Thomas-Elgin	\$55,500	2 years
Boys and Girls Club of London (as lead organization on this collaborative)	\$137,400	1 year
Cambodian Outreach Resources and Education Inc.	\$36,500	3 years
Canadian Polish Congress - London District Inc.	\$13,000	1 year
Carrefour des Femmes du Sud-Ouest de l'Ontario (as lead organization on this collaborative)	\$16,000	30 months
Centre d'acquisition des compétences et des talents des immigrants francophones de l'Ontario	\$15,000	1 year
Cercle des copains de London	\$30,000	2 years
Children's Aid Society of Oxford County (as lead organization on this collaborative)	\$113,200	2 years
CMHA, Elgin (as lead organization on this collaborative)	\$135,100	1 year
Colombo Club of Oxford	\$30,000	6 months
Corbett Community Centre Inc	\$55,000	1 year
Elgin International Club	\$20,000	9 months
Elgin Middlesex Soccer Association	\$44,200	2 years
Elgin Stewardship Council	\$84,600	3 years
Elgin-St. Thomas Housing Corporation (as lead organization on this collaborative)	\$91,500	2 years
Elgin-St. Thomas United Way Services	\$38,300	1 year
Forest Edge Community Club	\$15,000	1 year
Friends of Ye Olde Towne Hall	\$23,600	1 year
Future Possibilities Canada Inc. (as lead organization on this collaborative)	\$140,000	2 years
Growing Chefs! Ontario	\$125,800	2 years
Habitat for Humanity London Inc.	\$75,000	1 year
Holy Cross Romanian Orthodox Parish of London	\$33,300	1 year
Home County Folk League	\$54,500	2 years
Hospice of London Inc.	\$58,000	2 years
Ingersoll Figure Skating Club	\$18,000	1 year
Ingersoll Lions Club	\$62,000	1 year
Kinsmen Club of Aylmer (as lead organization on this collaborative)	\$39,600	8 months

## Community Grants

### Thames Valley

Organization Name	Amount	Term
London and District Distress Centre Inc. (as lead organization on this collaborative)	\$100,000	2 years
London Anti-Bullying Coalition	\$45,000	1 year
London Badger Baseball Inc.	\$40,000	1 year
London Community Players	\$71,000	2 years
London Family Court Clinic Incorporated (as lead organization on this collaborative)	\$140,300	30 months
London Fencing Club	\$4,200	1 year
London Jewish Federation/London Jewish Community Village	\$50,000	1 year
London Marconi Club	\$100,000	1 year
London Optimist Sports Centre	\$95,000	1 year
London Ringette Association Inc.	\$30,000	2 years
London-Middlesex Suicide Prevention Council (as lead organization on this collaborative)	\$74,200	2 years
London-Western Track & Field Club	\$39,500	1 year
Melbourne Agricultural Society	\$15,100	6 months
Middlesex Tourism	\$150,000	2 years
Museum of Ontario Archaeology	\$145,200	2 years
Muslim Resource Centre for Social Support and Integration (as lead organization on this collaborative)	\$120,000	2 years
Norfolk Arts Culture & Heritage Alliance (as lead organization on this collaborative)	\$20,000	1 year
Norwich Optimist Club	\$75,000	1 year
Oxford County Trails Council	\$42,500	16 months
Pathways Skills Development and Placement Centre (as lead organization on this collaborative)	\$70,000	1 year
Pearce Williams United Church Christian Centre	\$78,600	18 months
Princeton Pastoral Charge/Etonia United Church	\$2,100	6 months
Réseau de développement économique et d'employabilité	\$40,000	16 months
Rotary Club of Strathroy Incorporated	\$40,000	1 year
Royal Canadian Legion Branch 410 - Last Post, Port Stanley	\$49,700	6 months
Royal Canadian Legion Branch 422 - Ailsa Craig	\$14,800	1 year
Royal Canadian Legion Branch 495 - Beachville	\$20,300	1 year
S.P.E.B.S.Q.S.A. London Chapter	\$20,000	1 year
Society of Saint Vincent de Paul London Deanery Particular Council	\$50,000	1 year
South Caradoc United Church	\$13,900	1 year

## Community Grants

### Thames Valley

Organization Name	Amount	Term
South-West Oxford Township	\$7,000	6 months
St. Clair Region Conservation Foundation (as lead organization on this collaborative)	\$156,000	3 years
Tait's Corners Community Club	\$72,900	1 year
Thames Talbot Land Trust	\$88,700	2 years
Thamesford Lawn Bowling Club Inc.	\$8,600	1 year
The London Cross Cultural Learner Centre (as lead organization on this collaborative)	\$24,500	1 year
The Southdale Chaplaincy Incorporated (as lead organization on this collaborative)	\$65,500	1 year
Tillsonburg Curling Club	\$87,400	1 year
Tourism Hamilton (as lead organization on this collaborative)	\$23,800	2 years
Township of Blandford - Blenheim (as lead organization on this collaborative)	\$55,000	1 year
Township of Southwold	\$15,000	9 months
Township of Zorra	\$54,200	1 year
Trinity Anglican Church	\$15,000	6 months
United Way of Oxford	\$21,800	1 year
United Way of Oxford (as lead organization on this collaborative)	\$41,000	1 year
Upper Thames River Conservation Authority (as lead organization on this collaborative)	\$43,500	1 year
Village of Newbury	\$15,000	1 year
Violence Against Women, Services Elgin County	\$35,000	1 year
WIL Counselling and Training for Employment (as lead organization on this collaborative)	\$79,800	2 years
Woodstock Badminton Club	\$75,000	1 year
Woodstock Minor Hockey Association Inc.	\$13,600	1 year
Woodstock Moose Lodge # 1141	\$54,700	1 year
<b>Total</b>	<b>\$4,519,500</b>	
<b>Total Grants</b>	<b>80</b>	

# Community Grants

## Toronto

Organization Name	Amount	Term
416 Community Support for Women	\$99,100	1 year
Acting Up Stage Theatre Company Inc.	\$150,000	3 years
Africans in Partnership Against AIDS	\$120,900	2 years
Afrique Nouvelle Musique	\$25,000	1 year
Agincourt Community Services Association	\$281,600	3 years
Agreenculture Youth Ambassadors (as lead organization on this collaborative)	\$138,000	2 years
AIDS Committee of Toronto (ACT)	\$67,800	1 year
Air Cadet League of Canada, 700 David Hornell VC Squadron	\$50,000	6 months
Alliance for South Asian AIDS Prevention	\$178,700	3 years
Applause Community Development Corporation	\$193,300	1 year
Argonaut Rowing Club	\$143,900	1 year
Art Starts Neighbourhood Cultural Centre	\$144,600	3 years
Arts for Children and Youth	\$230,900	3 years
Bikur Cholim	\$104,000	1 year
bluemouth inc. presents	\$110,100	3 years
Brain Injury Society of Toronto	\$72,300	2 years
Call-A-Service Inc.	\$25,800	3 months
Call-A-Service Inc. (as lead organization on this collaborative)	\$180,000	3 years
Canadian Art Foundation	\$14,600	8 months
Canadian Museum of Carpets & Textiles	\$215,300	3 years
Canadian Polish Research Institute	\$13,500	6 months
Canadian Turkish Media Association	\$11,500	1 year
Canaoraa.Inc	\$43,000	2 years
Canaoraa.Inc (as lead organization on this collaborative)	\$7,600	6 months
CanAsian Dance Festival	\$92,500	2 years
Cardiac Health Foundation of Canada (as lead organization on this collaborative)	\$134,000	2 years
Centre for Independent Living in Toronto (CILT) Inc.	\$113,000	2 years
Centre for Information & Community Services of Ontario	\$150,000	1 year
Centre for Opportunities, Respect and Empowerment	\$150,000	1 year
Centre for Social Innovation	\$90,200	1 year
Centre for Spanish Speaking People	\$197,200	3 years
Children's Aid Foundation (as lead organization on this collaborative)	\$232,800	3 years

## Community Grants

### Toronto

Organization Name	Amount	Term
Club canadien de Toronto	\$30,700	1 year
Congregation Kneseth Israel (as lead organization on this collaborative)	\$28,000	1 year
Conoser Scholarship Fund Group	\$51,100	2 years
Consumer/Survivor Business Council of Ontario	\$200,200	2 years
Danforth East Community Association (DECA) (as lead organization on this collaborative)	\$19,000	2 years
Delta Family Resource Centre	\$17,000	1 year
Descant Arts & Letters Foundation (as lead organization on this collaborative)	\$34,700	1 year
Disabled Sailing Association of Ontario	\$39,800	1 year
Documentary Organization of Canada, Toronto Chapter	\$33,200	2 years
Doorsteps Neighbourhood Services	\$237,300	3 years
Education Through Media	\$373,600	3 years
Epilepsy Toronto	\$95,300	2 years
Eritrean Canadian Community Centre of Metropolitan Toronto	\$88,400	2 years
Etobicoke Ringette Association Inc.	\$11,900	1 year
Evergreen	\$223,900	3 years
Fatal Light Awareness Program	\$82,000	3 years
Festival Wind Orchestra	\$12,000	1 year
Findhelp Information Services	\$113,200	2 years
Flemingdon Health Centre (as lead organization on this collaborative)	\$219,000	3 years
Francophonie en Fete Corporation	\$162,200	3 years
Franklin Horner Community Centre of Etobicoke	\$157,500	3 years
Friends In Trouble Youth Initiative	\$37,000	1 year
Fringe of Toronto Theatre Festival	\$35,000	1 year
Furniture Bank	\$55,900	6 months
Green Thumbs Growing Kids	\$185,000	3 years
Greenest City Environmental Organization	\$125,500	3 years
Habitat for Humanity Toronto	\$85,100	2 years
Hannon-Shields Centre for Leadership and Peace	\$103,600	3 years
HAS Basketball Organization	\$139,600	4 years
Hellenic Home for the Aged Inc.	\$75,000	6 months
Hospice Toronto	\$198,000	3 years
Hot Docs	\$325,000	3 years

## Community Grants

### Toronto

Organization Name	Amount	Term
Housing for Youth in the City of York Corporation	\$62,300	1 year
Interval House Inc.	\$111,900	2 years
Iranian Women's Organization of Ontario (IWOO)	\$55,600	1 year
Jewish Vocational Service of Metropolitan Toronto	\$136,100	2 years
June Callwood Centre for Women and Families	\$102,100	9 months
Korean Canadian Cultural Association of Metropolitan Toronto	\$114,200	1 year
Lakeshore Arts Committee (as lead organization on this collaborative)	\$25,700	6 months
Latino Canadian Cultural Association	\$8,600	5 months
Le Théâtre la Tangente	\$9,000	1 year
Lost Lyrics/Schools Without Borders (as lead organization on this collaborative)	\$33,000	1 year
Mid-Toronto Community Services Inc.	\$97,800	3 months
Mujer, a Non-Profit Organization to Promote the Integrap Development of the Latin-American Woman in Ontario	\$28,100	1 year
Mural Routes Inc.	\$228,600	3 years
Na-Me-Res.(Native Men's Residence)	\$150,000	1 year
Neighbourhood Information Centre	\$143,900	2 years
New Adventures in Sound Art	\$17,000	1 year
newchoir	\$8,800	9 months
Noojimawin Health Authority	\$66,600	1 year
North Toronto Soccer Club Nitros/Kicks	\$130,100	2 years
North York Harvest Food Bank (as lead organization on this collaborative)	\$192,900	3 years
North York Seniors Centre	\$253,900	2 years
North York Women's Resource Centre	\$51,400	1 year
Northwood Neighbourhood Services (as lead organization on this collaborative)	\$135,100	3 years
Not Far From The Tree	\$117,100	2 years
Olympium Rhythmic Gymnastic Club	\$43,900	3 years
Outward Bound Canada	\$148,600	2 years
Pueblito Canada Inc. (as lead organization on this collaborative)	\$53,500	1 year
Reaching Out Through Music (ROTM)	\$16,000	1 year
Regent Park Focus Youth Media Arts Centre	\$65,000	6 months
Regent Park School of Music	\$15,000	1 year
REH'MA Community Services	\$56,500	1 year

## Community Grants

### Toronto

Organization Name	Amount	Term
Resa's Pieces Concert Band	\$51,000	3 years
Réseau de développement économique et d'employabilité (as lead organization on this collaborative)	\$21,600	1 year
Scarborough Arts (as lead organization on this collaborative)	\$363,700	5 years
Scarborough Women's Centre	\$229,800	3 years
Senior Peoples' Resources in North Toronto (SPRINT)	\$78,000	3 months
Shakespeare in Action	\$160,000	4 years
Shakespearience Performing Arts	\$63,800	3 years
Silent Voice Canada Inc.	\$70,000	4 years
SingingOUT! The Lesbian & Gay Chorus of Toronto	\$10,000	1 year
Small World Music Society	\$63,600	1 year
Soulpepper Theatre Company (as lead organization on this collaborative)	\$150,000	1 year
Souls of Steel Orchestra	\$10,000	6 months
St. Alban's Boys' and Girls' Club (as lead organization on this collaborative)	\$37,500	1 year
St. Michael's Homes	\$129,300	6 months
StepStones For Youth	\$40,000	1 year
Street Health Community Nursing Foundation	\$21,100	9 months
Success Beyond Limits Education Program Inc.	\$8,400	3 months
Success Beyond Limits Education Program Inc.	\$225,000	3 years
Swansea Historical Society	\$29,400	1 year
TAIBU Community Health Centre	\$220,100	3 years
Tetra Society of North America: Peel Region Chapter	\$100,800	4 years
The Canadian Children's Dance Theatre Inc.	\$149,800	2 years
The Canadian Red Cross Society - Toronto Region Branch	\$55,200	1 year
The Centre for Aboriginal Media	\$39,300	9 months
The Charles Prinsep Arts Initiative	\$14,800	1 year
The Cross-Cultural Community Services Association	\$13,300	1 year
The Experiential Diabetes Education Group	\$14,900	13 months
The Greater Toronto Philharmonic Orchestra	\$14,100	1 year
The Hammer Band	\$14,400	6 months
The Hearing Foundation of Canada/La Fondation Canadienne de l'Ouïe (as lead organization on this collaborative)	\$130,500	3 years
The Learning Disabilities Association of Toronto District	\$196,500	3 years

## Community Grants

### Toronto

Organization Name	Amount	Term
The Primitive Integrated Naturalist Education (P.I.N.E.) Project	\$34,500	1 year
The St. Christopher House	\$84,800	1 year
the Sustainable Thinking and Expression on Public Space Initiative (STEPS Initiative)	\$23,500	1 year
The Toronto Consort	\$9,600	6 months
Thorncliffe Neighbourhood Office for Social and Multicultural Development (as lead organization on this collaborative)	\$70,000	1 year
Times Change Women's Employment Service Inc.	\$12,500	6 months
Toronto Area Chapter of Canadian Organic Growers	\$36,900	1 year
Toronto Artscape Inc. (as lead organization on this collaborative)	\$150,000	6 months
Toronto Book and Magazine Fair o/a The Word On The Street	\$25,000	1 year
Toronto City Cricket Club	\$65,500	3 years
Toronto Dance Theatre	\$127,500	3 years
Toronto East Goan Seniors Association	\$11,300	6 months
Toronto Environmental Alliance	\$47,300	1 year
Toronto International Dragon Boat Race Festival (as lead organization on this collaborative)	\$96,000	3 years
Toronto International Film Festival Inc.	\$200,000	2 years
Toronto Jewish Film Festival	\$72,600	3 years
Toronto Park People, a project of Tides Canada Initiatives Society	\$58,000	2 years
Toronto Refugee Non Profit Homes and Services (aka Romero House)	\$14,900	1 year
Toronto Region Immigrant Employment Council (TRIEC)	\$85,000	2 years
Toronto Summit Alliance	\$107,400	18 months
Toronto Windfall Clothing Support Service	\$195,500	3 years
Transition House Incorporated	\$54,500	1 year
TREC Charitable Foundation	\$77,500	1 year
Tropicana Community Services (as lead organization on this collaborative)	\$68,000	2 years
Variety Village	\$55,700	1 year
Vietnamese Women's Association of Toronto	\$134,400	3 years
West End Food Co-operative Inc.	\$100,500	1 year
Willow Breast Cancer Support Canada	\$129,600	2 years
Working Women Community Centre	\$223,600	3 years
Wychwood Barns Community Association	\$16,600	1 year
Yee Hong Centre for Geriatric Care	\$115,500	2 years



# Community Grants

## Toronto

Organization Name	Amount	Term
Yee Hong Centre for Geriatric Care (as lead organization on this collaborative)	\$37,600	1 year
YMCA of Greater Toronto (as lead organization on this collaborative)	\$100,000	2 years
YMCA of Greater Toronto (as lead organization on this collaborative)	\$75,000	1 year
YouthLink (as lead organization on this collaborative)	\$225,000	3 years
<b>Total</b>	<b>\$15,721,400</b>	
<b>Total Grants</b>	<b>161</b>	

## Community Grants

Waterloo, Wellington, Dufferin

Organization Name	Amount	Term
80 KW Spitfire Royal Canadian Air Cadet Squadron	\$15,500	1 year
Action Read Community Literacy Centre of Guelph	\$15,000	1 year
Anishnabeg Outreach Employment and Training Inc.	\$150,000	2 years
Ayr Curling Club	\$74,900	1 year
Cambridge Community Orchestra	\$124,000	3 years
Cambridge Minor Softball Inc.	\$31,000	1 year
Cambridge Sculpture Garden	\$38,500	1 year
Cambridge Shelter Corporation	\$39,000	1 year
Career Education Council Guelph Wellington Dufferin	\$77,800	2 years
Centre for Community Based Research (as lead organization on this collaborative)	\$77,000	2 years
Children's Aid Society of the Regional Municipality of Waterloo (as lead organization on this collaborative)	\$185,700	3 years
Community Justice Initiatives of Waterloo Region	\$225,100	4 years
Community Living Guelph Wellington (as lead organization on this collaborative)	\$60,400	2 years
Dufferin Youth Shelter	\$192,800	3 years
Eden Mills Millpond Conservation Association Inc.	\$120,000	1 year
Ennotville Historical Library	\$14,900	1 year
eyeGO to the Arts Inc. (as lead organization on this collaborative)	\$167,000	3 years
Faery Fest Inc	\$10,000	1 year
Family Counselling and Support Services for Guelph-Wellington	\$20,000	1 year
Fergus Agricultural Society	\$50,500	1 year
Fergus Model Flyers Inc	\$8,000	1 year
Golden Triangle Marine Modellers Inc.	\$8,100	1 year
Grand River Jazz Society Corp.	\$36,700	1 year
Guelph Athletics Society	\$99,500	1 year
Guelph Marlin Aquatic Club	\$48,500	1 year
Guelph Synchronized Swim Club	\$5,300	1 year
HopeSpring Cancer Support Centre	\$24,800	2 years
Innovation Guelph Resource Centre	\$56,000	1 year
Kitchener Blues Community Inc.	\$163,500	3 years
Kitchener Musical Society Band Inc.	\$27,500	1 year
Kitchener Waterloo Woodworking and Craft Centre	\$11,700	1 year

## Community Grants

### Waterloo, Wellington, Dufferin

Organization Name	Amount	Term
Kitchener-Waterloo Access-Ability	\$73,100	2 years
Kitchener-Waterloo Art Gallery (as lead organization on this collaborative)	\$94,800	18 months
Kitchener-Waterloo Counselling Services Incorporated	\$140,400	2 years
Kitchener-Waterloo Flying Dutchmen Radio Control Model Club	\$10,000	1 year
Kiwanis Music Festival of Guelph	\$13,400	1 year
K-W Musical Productions	\$22,600	1 year
Mennonite Coalition for Refugee Support	\$75,700	2 years
MS Society of Canada, Waterloo District Chapter	\$28,500	1 year
Ontario Senior Games Waterloo/Wellington District 26	\$15,000	1 year
Opportunities Waterloo Region (as lead organization on this collaborative)	\$140,400	2 years
Polonia Alliance of Kitchener-Waterloo Region	\$110,000	1 year
Preston Lawn Bowling Club	\$23,700	1 year
Ray of Hope Inc.	\$150,000	1 year
Reaching Our Outdoor Friends (ROOF)	\$90,600	3 years
Riverside Celtic Society	\$65,300	2 years
Royal Canadian Legion Branch 296 - Harriston	\$102,000	1 year
Saugeen Economic Development Corporation	\$10,000	1 year
Shelburne Curling Club	\$83,000	18 months
Social Planning Council of Cambridge & North Dumfries (as lead organization on this collaborative)	\$64,400	2 years
Spark Music Festival	\$13,200	1 year
Sustainable Waterloo	\$23,900	1 year
Sustainable Waterloo (as lead organization on this collaborative)	\$150,000	2 years
The Elora Centre for Environmental Excellence	\$86,200	1 year
The Kitchener and Waterloo Community Foundation	\$20,000	1 year
The Multicultural Theatre Space (The MT Space) Inc.	\$100,000	2 years
The Orangeville Lions Club	\$78,700	1 year
Theatre Orangeville	\$77,000	2 years
Town of Erin	\$60,000	1 year
Township of East Garafraxa (as lead organization on this collaborative)	\$49,500	1 year
Township of East Luther Grand Valley	\$7,200	1 year

## Community Grants

Waterloo, Wellington, Dufferin

Organization Name	Amount	Term
Township of Guelph/Eramosa	\$66,800	1 year
Township of North Dumfries	\$46,900	1 year
Township of Wellington North (as lead organization on this collaborative)	\$94,200	1 year
Township of Wilmot (as lead organization on this collaborative)	\$55,700	1 year
United Way of Kitchener-Waterloo & Area (as lead organization on this collaborative)	\$71,100	18 months
Volunteer Centre of Guelph/Wellington (as lead organization on this collaborative)	\$197,400	3 years
Waterloo Regional Homes for Mental Health Inc.	\$143,000	3 years
Waterloo Regional Matmen Wrestling Club	\$43,000	1 year
Wellington North Ringette Association	\$11,400	1 year
Woolwich Community Health Centre	\$148,800	3 years
<b>Total</b>	<b>\$5,035,600</b>	
<b>Total Grants</b>	<b>71</b>	

## Province-Wide Grants

Organization Name	Amount	Term
Air Cadet League of Canada, Ontario Provincial Committee	\$215,900	2 years
Alternative Transportation Options Association of Toronto	\$351,800	3 years
ArtBridges/ToileDesArt	\$158,000	18 months
Athletics Canada (as lead organization on this collaborative)	\$296,500	3 years
Belwood Lodge and Camp (as lead organization on this collaborative)	\$88,500	1 year
Canadian Community Economic Development Network – Réseau canadien de développement économique communautaire (as lead organization on this collaborative)	\$389,300	3 years
Canadian Council of Muslim Women	\$191,000	2 years
Canadian Curling Association	\$196,300	2 years
Canadian Sport Tourism Alliance	\$184,900	3 years
Centre for Social Innovation (as lead organization on this collaborative)	\$458,400	3 years
Children and Youth Cultural Development Association (as lead organization on this collaborative)	\$150,000	2 years
Choirs Ontario (as lead organization on this collaborative)	\$23,000	1 year
Clean Air Partnership	\$130,000	1 year
Community Forward Fund Assistance Corp/Fond de Progress Communautaire Societe de Gestion (as lead organization on this collaborative)	\$500,000	2 years
Conseil de la coopération de l'Ontario	\$176,000	2 years
Conservatory Canada (as lead organization on this collaborative)	\$252,500	3 years
Creative Trust for Arts & Culture	\$100,000	1 year
Dance Media Group/Groupe Danse Media	\$260,100	3 years
Dance Ontario Association	\$151,800	3 years
DAREarts Foundation Inc.	\$228,300	3 years
Dr Tom Pashby Sports Safety Fund (as lead organization on this collaborative)	\$291,100	3 years
Ducks Unlimited Canada (as lead organization on this collaborative)	\$174,900	3 years
Éditions Prise de parole inc.	\$191,900	3 years
Federation of Ontario Naturalists (as lead organization on this collaborative)	\$430,900	3 years
Festivals & Events Ontario (FEO)	\$492,000	3 years
FitSpirit Community Organization	\$194,700	2 years
Freestyle Skiing Ontario Inc.	\$233,200	3 years

## Province-Wide Grants

Organization Name	Amount	Term
Girls Action Foundation   Fondation filles d'action	\$488,600	3 years
Green Communities Canada (as lead organization on this collaborative)	\$341,100	3 years
Healthy Minds Canada (formerly Canadian Psychiatric Research Foundation)	\$375,000	3 years
Hot Docs (as lead organization on this collaborative)	\$483,500	3 years
Imagine Canada (as lead organization on this collaborative)	\$111,900	1 year
Information Niagara (as lead organization on this collaborative)	\$131,900	2 years
Kids Help Phone / Jeunesse J'Ecoute	\$351,000	2 years
Kitchenuhmaykoosib Inninuwug (Big Trout Lake) (as lead organization on this collaborative)	\$88,000	1 year
Lake Huron Centre for Coastal Conservation	\$140,000	3 years
Laubach Literacy Ontario	\$199,200	2 years
Learning Disabilities Association of Ontario	\$70,700	1 year
L'Union culturelle des Franco-Ontariennes	\$219,000	3 years
Maison Fraternité	\$28,000	3 months
MC Motivate Canada	\$465,000	3 years
Media Arts Network of Ontario/Réseau d'Arts de Médiatheque de l'Ontario (MANO/RAMO)	\$37,800	1 year
Multicultural History Society of Ontario	\$398,800	3 years
Mushkegowuk Council (as lead organization on this collaborative)	\$165,000	14 months
Myalgic Encephalomyelitis Association of Ontario	\$92,500	1 year
National Campus and Community Radio Association L'Association nationale des radios étudiantes et communautaires Inc. (as lead organization on this collaborative)	\$224,500	2 years
National Cancer Leadership Forum	\$334,000	2 years
Native Canadian Centre of Toronto (as lead organization on this collaborative)	\$143,700	2 years
Ningwakwe Learning Press	\$179,700	3 years
Northern Ontario Curling Association	\$138,900	3 years
Northumberland United Way (as lead organization on this collaborative)	\$405,700	3 years
One Voice One Team Youth Leadership Organization	\$33,600	4 months
Ontario Campus and Community Impresarios (as lead organization on this collaborative)	\$180,000	3 years
Ontario Community Support Association	\$90,600	1 year

## Province-Wide Grants

Organization Name	Amount	Term
Ontario Co-operative Association	\$90,500	1 year
Ontario Cycling Association	\$183,100	3 years
Ontario Equestrian Federation Inc.	\$126,200	3 years
Ontario Farmland Trust (as lead organization on this collaborative)	\$43,300	1 year
Ontario Federation of Anglers and Hunters	\$90,000	1 year
Ontario Federation of Community Mental Health and Addiction Programs (as lead organization on this collaborative)	\$176,000	15 months
Ontario Genealogical Society	\$156,000	2 years
Ontario JOIN	\$58,700	1 year
Ontario Land Trust Alliance Inc.	\$265,100	3 years
Ontario Literacy Coalition (as lead organization on this collaborative)	\$223,900	1 year
Ontario Long Term Care Association	\$35,000	1 year
Ontario Native Women's Association	\$90,500	1 year
Ontario Nonprofit Network (as lead organization on this collaborative)	\$409,000	3 years
Ontario Volleyball Association (as lead organization on this collaborative)	\$482,600	3 years
Ontario Wheelchair Sports Association	\$26,000	1 year
Orchestras Canada/Orchestres Canada	\$211,500	3 years
Ottawa Riverkeeper/Sentinelles de la rivière des Outaouais (as lead organization on this collaborative)	\$58,000	1 year
Outside Looking In	\$160,000	2 years
ParticipACTION (as lead organization on this collaborative)	\$313,000	30 months
Pathways to Education Canada	\$296,500	3 years
Patients' Association of Canada	\$92,700	1 year
Project READ Literacy Network (Waterloo-Wellington)	\$168,800	1 year
Réseau de développement économique et d'employabilité (as lead organization on this collaborative)	\$162,800	1 year
Schizophrenia Society of Ontario	\$271,200	2 years
Share the Road Cycling Coalition Inc.	\$397,000	2 years
SMARTRISK Foundation (as lead organization on this collaborative)	\$244,900	1 year
Social Housing Services Corporation (as lead organization on this collaborative)	\$498,200	3 years



## Province-Wide Grants

Organization Name	Amount	Term
Social Planning Network of Ontario (as lead organization on this collaborative)	\$69,200	1 year
Socially and Environmentally Responsible Aggregates	\$187,000	2 years
South Asian Legal Clinic of Ontario	\$79,500	1 year
Start2Finish	\$125,000	3 years
The Actors' Fund of Canada, Inc. (as lead organization on this collaborative)	\$75,000	1 year
The Canadian Hearing Society	\$213,700	1 year
The Land Between	\$142,000	2 years
The Pine Bay Foundation	\$150,000	1 year
The Stop Community Food Centre (as lead organization on this collaborative)	\$447,100	2 years
The Students Commission	\$148,500	1 year
The Toronto Symphony	\$250,000	2 years
The Walrus Foundation	\$250,000	2 years
Théâtre Action	\$124,700	2 years
Théâtre de la Vieille 17	\$150,000	3 years
Transportation Options Association of Ontario (as lead organization on this collaborative)	\$240,000	2 years
Trees Ontario Foundation (as lead organization on this collaborative)	\$70,000	1 year
Victims of Violence Canadian Centre For Missing Children	\$6,500	1 year
Wasaya Community Economic Development Corporation	\$114,800	2 years
Waterfront Regeneration Trust Corporation	\$200,000	2 years
Waterlution - A Water Learning Experience	\$130,000	1 year
World Wildlife Fund Canada	\$300,000	3 years
<b>Total</b>	<b>\$21,232,200</b>	
<b>Total Grants</b>	<b>102</b>	



## Future Fund Grants

Organization Name	Amount	Term
Dream Now Canada Inc. (as lead organization on this collaborative)	\$484,500	3 years
Indigenous Culture and Media Innovations	\$317,100	3 years
Passerelle Intégration et Développement Économique	\$395,000	3 years
San Romanoway Revitalization Association	\$344,500	3 years
Youth Opportunities Unlimited (as lead organization on this collaborative)	\$458,900	3 years
<b>Total</b>	<b>\$2,000,000</b>	
<b>Total Grants</b>	<b>5</b>	



## Community Capital Fund Grants \*

Organization Name	Amount
Access Alliance Multicultural Health and Community Services	\$92,800
Addiction Services for York Region	\$60,000
Agincourt Community Services Association	\$225,700
Al-Huda Lebanese Muslim Society	\$500,000
Alliance Française de Toronto	\$500,000
Anba Abraam Coptic Charity	\$370,000
Armenian Community Centre of Cambridge	\$500,000
B.A.A.N.N. Theatre Centre	\$500,000
Beth Chabad Israeli Community Centre	\$500,000
Beth Emeth Bais Yehuda Synagogue	\$130,000
Bochasanwasi Shree Akshar Purushottam Swaminarayan Sanstha Inc.	\$457,500
Braeburn Neighbourhood Place Inc.	\$250,000
Brandon Street Community Development Project	\$55,600
Brantford Arts Block	\$52,500
Bronson Centre Inc.	\$91,500
Cahoots Theatre Projects	\$210,900
Caledon Contemporaries	\$30,000
Canadian Film Centre	\$500,000
Canadian Museum of Carpets & Textiles	\$430,000
Canadian Music Centre / Centre de Musique Canadienne	\$231,600
Carefirst Seniors and Community Services Association	\$500,000
Centre communautaire francophone de Windsor-Essex-Kent Inc.	\$403,000
Centre D'Alphabetisation et D'Action Socio-Communautaire de L'Ontario	\$21,400
Centre de santé communautaire Hamilton/Niagara	\$54,400

## Community Capital Fund Grants

Organization Name	Amount
Christie Refugee Welcome Centre Inc.	\$56,400
Coleman Lemieux & Compagnie	\$199,200
College-Montrose Children's Place	\$247,600
Community Development Council Durham	\$197,500
Coopérative radiophonique de Toronto	\$135,500
Creating Together Parkdale	\$226,500
Dixon Hall	\$129,900
Drum Artz Community Centre	\$28,000
East Scarborough Storefront	\$409,400
Employment and Resource Services of Georgian Bay Area Incorporated	\$148,200
Ethiopian Orthodox Tewahedo St Tekle Haimanot Church Ottawa	\$73,100
Family Service Toronto	\$83,000
FCCM Federation of Chinese Canadians in Markham	\$500,000
FCJ Refugee Centre	\$20,300
Finlandia Association of Thunder Bay	\$336,700
Flemingdon Neighbourhood Services	\$500,000
Folk Arts Council of St. Catharines	\$500,000
Food for Life Canada Charitable Corporation	\$21,800
FoodShare	\$114,800
Friends of Simon Wiesenthal Center for Holocaust Studies	\$500,000
Georgetown Little Theatre Productions Inc.	\$223,000
German Canadian Association of Brantford	\$32,000
Goodwill Industries, Ontario Great Lakes	\$159,000
Grace Chinese Gospel Church of North York	\$500,000

## Community Capital Fund Grants

Organization Name	Amount
Greek Orthodox Church of St. Catharines and District	\$500,000
Groupe Artisanal Féminin Francophone de l'Ontario (GAFFO)	\$25,800
Hamilton Association for Residential and Recreational Redevelopment Programs	\$23,900
Harbourfront Corporation (1990)	\$297,800
Hellenic Hope Center For Persons With Special Needs Inc.	\$141,800
Hindu Cultural Society Scarborough Ontario	\$500,000
Hindu Samaj of Hamilton and Region	\$500,000
Hong Fook Mental Health Association	\$106,400
Huadu Association of Toronto	\$205,000
Human Endeavour Inc.	\$20,000
Intercultural Dialogue Institute - Ottawa	\$500,000
Jai Durga Hindu Society	\$451,800
Jamaican Canadian Association	\$46,800
Jane/Finch Community and Family Centre	\$217,000
Japanese Canadian Cultural Centre	\$343,200
Jewish Russian Speaking Community of Toronto	\$446,900
Kalayaan Cultural Community Centre	\$45,600
Kingston Home Base Non-profit Housing Inc.	\$325,000
Kinsmen Club of Smiths Falls	\$145,000
K-W Working Centre for the Unemployed	\$40,600
Langs Farm Village Association	\$200,000
LASI World Skills Inc.	\$25,000
London & Middlesex Heritage Museum	\$500,000
Markham Wesley Community Services Centre	\$500,000

## Community Capital Fund Grants

Organization Name	Amount
Metropolitan Community Church of Toronto	\$339,400
Momiji Health Care Society	\$137,400
Moorelands Community Services	\$25,100
Movement of Serbian Cetniks Ravne Gore	\$500,000
National Congress of Italian Canadians (National Capital District)	\$243,600
Niagara Hindu Samaj	\$81,600
North American Muslim Foundation	\$150,000
North Bay Theatre & Arts Community Centre	\$275,000
North York Harvest Food Bank	\$50,000
O'Connor Irish Heritage House	\$500,000
Ontario Inter-Cultural Community Services (OICS)	\$204,700
Ottawa Chinese-Canadian Heritage Centre	\$168,900
Parkdale Intercultural Association (Toronto)	\$82,300
Passerelle Intégration et Développement Économiques	\$72,800
Philip Aziz Centre for Hospice Care	\$500,000
Polycultural Immigrant and Community Services	\$495,000
Portuguese Association of Thunder Bay	\$144,900
Portuguese Club of London Inc.	\$125,200
Punjabi Community Health Services	\$500,000
Quality Continuous Improvement Centre for Community Education and Training	\$179,700
rare Charitable Research Reserve	\$500,000
Reach Out Centre for Kids	\$500,000
Reena	\$31,800
Riverdale Immigrant Women Enterprises	\$430,700

## Community Capital Fund Grants

Organization Name	Amount
Sant Shree Dyaneshwar Gurukul of Canada Foundation	\$173,800
Sarnia Kiwanis Foundation Inc.	\$75,000
Satya Sanatan Dharma Cultural Sabha of Canada	\$422,300
Scarborough Centre for Healthy Communities	\$470,100
Schools Without Borders/Ecoles Sans Frontieres	\$58,500
Schwartz/Reisman Centre	\$485,500
Serbian Community Centre of Windsor Inc	\$500,000
Sexual Assault Centre London	\$80,600
Siri Guru Singh Sabha	\$500,000
SKETCH - Working Arts for Street-Involved and Homeless Youth	\$264,500
Skills for Change of Metro Toronto	\$194,500
Social Services Network for York Region	\$75,000
Societa Italiana Di M.S. Guglielmo Marconi	\$500,000
Sri Sathya Sai Baba Centre of Scarborough, Canada	\$489,300
Sringeri Vidya Bharati Foundation, Canada	\$240,500
St. Alban's Boys' and Girls' Club	\$233,200
St. Clair West Services for Seniors Inc.	\$76,400
St. Clement of Ohrid Macedonian Orthodox Cathedral	\$500,000
St. Demetrius (Ukrainian Catholic) Development Corporation	\$202,400
St. Elias Brampton Ukrainian Heritage Society	\$90,000
St. Gregory the Great Parish	\$206,200
St. Leonard's Place, Peel	\$104,800
St. Stefan Serbian Orthodox Church-School Congregation	\$500,000
St. Stephen's Community House	\$80,000

## Community Capital Fund Grants

Organization Name	Amount
Stewart Memorial Church	\$25,300
Sudbury Finnish Rest Home Society Inc.	\$178,900
The Bernard Betel Centre for Creative Living	\$221,000
The Factory Theatre Lab	\$362,600
The Grand Theatre	\$103,300
The Hincks-Dellcrest Centre	\$237,000
The London Cross Cultural Learner Centre	\$226,200
The London Potters Guild	\$405,000
The Ottawa Sikh Society	\$500,000
The Sarnia Family Young Men's Christian Association	\$71,000
The Toronto Dance Foundation	\$223,100
Theatre Cambrian	\$315,400
Theatre Passe Muraille	\$73,700
THEMUSEUM of Ideas Transcending Objects	\$51,900
Thunder Bay Boys & Girls Club	\$250,000
Tibetan Canadian Cultural Centre	\$351,400
Toronto Artscape Foundation	\$500,000
Toronto Chinese Community Church	\$302,500
Toronto Community & Culture Centre	\$341,200
TransCare Community Support Services	\$90,700
Ukrainian Youth Association of Canada	\$407,000
Unison Health and Community Services	\$380,000
UrbanArts Community Arts Council	\$476,000
Vedic Cultural Centre	\$222,500



# Community Capital Fund Grants

Organization Name	Amount
Villa Charities Inc.	\$455,700
Western Ontario Youth Soccer League	\$453,000
YMCA of Greater Toronto	\$445,000
YMCA of Hamilton/Burlington/Brantford	\$320,400
YMCA of Windsor and Essex County	\$22,500
York-Fairbank Centre for Seniors	\$135,000
YWCA Hamilton	\$139,400
<b>Total</b>	<b>\$39,350,300</b>
<hr/>	
<b>Total Grants</b>	<b>152 **</b>

\*\* Includes 7 grants that were subsequently modified. One additional grant was rescinded.

\* The Foundation administers the Community Capital Fund on behalf of the Government of Ontario. CCF supports capital project retrofits, new construction and investments in equipment for community organizations supporting diverse communities. All CCF projects listed above are to be completed by December 31, 2012.



## Partners in Serving Ontario

### Ontario Trillium Foundation Board of Directors

---

*Board members serving in 2011-2012*

	Date Appointed	Term Expires
Janet Passmore, Acting Chair	29.06.06	AGM 2012
Brian Hutchings, Associate Vice-Chair and Treasurer	28.06.06	AGM 2012
Lucille Roch, Associate Vice-Chair	15.06.10	AGM 2013
Paul Bagordo	04.05.11	AGM 2014
Judi Baril	08.06.09	AGM 2012
Fiona Blondin-Fiorini	06.06.07	AGM 2013
Nicholas Chambers	04.05.11	AGM 2014
Brian Collins*	15.06.10	AGM 2012
Kathleen Freeman	24.09.08	AGM 2013
Amos Key Jr.	15.06.10	AGM 2013
Ruby Lam*	28.07.10	AGM 2012
Earl Miller*	28.06.10	AGM 2012
Barbara Murck*	08.09.09	AGM 2012
Emily Ng	15.09.10	AGM 2013
Pierre Pagé*	08.06.09	AGM 2012
Frank Passaro	04.05.11	AGM 2014
Anil Patel	28.07.10	AGM 2013
Lola Rasminsky	28.06.10	AGM 2013
Dev Sainani*	08.06.09	AGM 2012
Nalini Stewart	28.06.06	AGM 2012
Alex Waugh	08.06.09	AGM 2012
Bob Wilson	17.05.11	AGM 2014
Janet Yale	17.05.11	AGM 2014

*\*Term renewed to 2015*



## Ontario Trillium Foundation Grant Review Teams

Volunteers serving the Foundation in 2011-2012

### Northwestern

	Term began	Term expires
Keith Nymark, Chair	2008.05.28	2014.05.27
Lucille Michaud, Past Chair	2005.01.13	2011.04.09
Gordon Armstrong	2009.08.12	2012.08.11
Leonard Compton	2011.05.04	2013.05.03
Rita Demetzer	2008.08.12	2011.08.11
Joseph Duguay*	2006.10.11	2012.10.10
Margaret Fiddler	2005.09.01	2011.08.31
Linda Hamilton	2008.12.10	2011.12.09
Edward Hanley	2005.09.01	2011.11.18
Jason Hughes	2008.05.28	2013.06.01
Katherine Jack	2011.02.09	2014.02.08
Janet Judson	2009.08.12	2011.08.11
Betty Lee-Lawrence	2009.05.27	2012.05.26
Sandra Lychowyd	2006.05.30	2012.05.29
Georjann Morriseau	2011.05.17	2014.05.16
John Remus	2006.09.20	2012.09.19
Miriam Wall	2008.05.28	2014.05.27

\*resigned 11.09.2011

### Algoma, Cochrane, Manitoulin, Sudbury

	Term began	Term expires
Suzanne Shawbonquit, Chair	2006.06.22	2012.06.21
Angela Becks	2006.04.11	2012.04.10
Lisa Corbière-Addison	2008.06.11	2011.06.10
Marc Dupuis	2008.12.03	2013.12.02
Michael Erskine	2008.05.28	2011.05.27
Julie Gagnon-Lever	2011.05.04	2014.05.03
Suzette Gauthier	2011.05.04	2014.05.03
Bob Giroux	2006.06.28	2012.07.14
Sally Hagman	2010.07.08	2012.07.07
Lynn Harper-Cheechoo	2009.08.12	2012.08.11
Ron Leduc	2010.12.08	2013.12.07
Francis Mishibinijima	2011.05.04	2014.05.03
Mariette Rains	2005.05.04	2011.05.03
Niilo Saari	2008.08.12	2011.08.11
Sergio Saccucci	2008.05.14	2013.06.01
Patricia Toffolo	2005.05.04	2011.05.03
Jeanne E. Warwick-Conroy	2005.01.13	2011.05.06
Colin Wilson	2011.05.04	2014.05.03
Mary Wray	2010.04.07	2013.04.06

## Grant Review Teams

### Muskoka, Nipissing, Parry Sound, Timiskaming

	Term began	Term expires
Sherry Green, Chair	2008.05.14	2014.05.13
Andrew Ager, Past Chair	2006.03.23	2012.04.28
Mary Lou Arrowsmith	2005.05.04	2011.06.01
Elaine Beatty	2009.05.27	2014.05.26
Jean Beckett	2008.05.28	2014.06.01
Helene Culhane	2006.10.11	2012.10.10
Glenda Davies	2011.02.09	2013.02.08
Kim Gauthier	2011.01.04	2013.01.03
Barbara Laplante	2010.11.29	2012.11.28
William Roberts	2006.02.03	2012.04.28
Jennifer Schnier	2008.10.01	2013.01.18
Teri Souter*	2008.05.28	2011.05.27
Kathleen Anne Tod	2008.12.19	2015.02.28

\*resigned 05.27.2011

### Champlain

	Term began	Term expires
Sandra Lalonde, Chair	2006.08.01	2012.08.11
Gérald Samson, Past Chair	2005.08.08	2011.08.07
Glenn Arthur	2005.04.20	2011.06.01
Paul Émile Duval	2009.08.12	2012.08.11
Frank G. Dyson	2006.08.24	2012.09.07
Sherrell Franklin	2010.11.03	2013.11.02
Jean-François Goubet	2011.05.04	2014.05.03
Joanne Haley	2006.08.10	2012.08.09
Liz Hart	2005.04.20	2011.04.19
Paulette Hébert	2008.08.12	2014.08.11
Kristina Inrig*	2010.11.03	2013.11.02
Guy Jamieson	2008.10.01	2013.09.30
Levit Ledoux Koloko	2006.10.11	2012.10.10
Raymond Lacroix	2011.05.04	2014.05.03
Jules Lavictoire	2010.11.03	2012.11.02
Catherine MacLaine	2011.08.07	2014.08.06
Diane McKinnon	2005.07.15	2011.07.14
Benoit Paré	2008.08.12	2014.08.11
Colleen Sauriol	2006.08.24	2012.08.23
Susan Scotti	2010.11.03	2013.11.02
Denise St. Laurent	2010.09.15	2013.09.14
Kelley Whitman-McKie	2005.04.06	2011.06.01
Chikwa Zahinda	2009.02.11	2015.01.18

\*resigned 02.08.2012

## Grant Review Teams

### Quinte, Kingston, Rideau

	Term began	Term expires
Nina Jenkins, Chair	2007.02.07	2013.02.01
Mark Bain	2009.08.12	2012.08.11
Diane Burns	2012.03.22	2015.03.21
Hermine-Mimi Clancey	2005.05.04	2011.05.03
Don DeGenova	2011.05.17	2014.05.16
Bruce Duncan	2006.03.23	2012.04.28
Jacqueline Franklin	2008.10.08	2013.09.30
Martin Halloran	2005.07.15	2011.07.14
Elizabeth Heatly	2010.01.27	2013.01.26
Louise Heslop	2011.05.04	2014.05.03
Marny McCook	2008.10.01	2011.09.30
Gordon Munroe	2008.08.12	2012.08.11
Dixie O'Reilly	2008.08.12	2011.08.10
Bonnie Pelletier	2005.12.15	2011.12.14
Patricia Potter	2005.06.22	2011.06.21
E. Anne Prichard	2008.10.01	2013.01.18
Brian Reid	2009.08.12	2011.08.11
Michelle Sault	2009.08.12	2012.08.11
Sandra Sidsworth	2008.09.03	2012.09.28
Wanda Slawinski	2008.12.10	2013.12.09
Natalie Wood	2011.05.04	2014.05.03

### Grand River

	Term began	Term expire
Karen Richardson, Chair	2006.10.11	2013.01.18
Charles Beach	2006.08.10	2012.08.09
Michelle Bomberry	2008.12.19	2015.01.24
Vincent Bucci	2005.04.06	2011.04.05
Lance Calbeck	2007.05.16	2013.05.15
Patricia (Trish) Campbell	2011.05.17	2014.05.16
Larry Davis	2008.12.10	2013.12.09
Elizabeth Jackson	2011.05.04	2014.05.03
James Peters	2008.12.19	2015.02.28
John Ridout	2011.05.17	2014.05.16
Carole Smith	2005.04.06	2011.06.01
Barbara Tanner-Billings	2006.08.10	2012.08.09
Anne Tinker	2009.02.04	2015.02.03
Helen Wagenaar	2011.05.04	2014.05.03
Lynn Wardell	2011.01.04	2014.01.03
Colette Wilson	2006.08.24	2012.08.23

## Grant Review Teams

### Waterloo, Wellington, Dufferin

	Term began	Term expires
Crista Renner, Chair	2009.02.04	2014.04.05
Lucie Allard, Past Chair	2008.08.12	2014.08.11
Gebrehiwot (Gebre) Berihun	2011.05.17	2014.05.16
Martin Bosch	2006.08.10	2012.10.21
Catharine Collins	2005.09.01	2012.01.21
Amanda (Mandy) Dennison	2011.05.04	2014.05.03
Richard Fearon	2008.09.24	2013.01.18
Peter Hinchcliffe	2006.11.29	2012.12.15
Molly Kriksic	2010.10.20	2013.10.19
Sylvia Lauterbach	2010.12.08	2012.12.07
Susan Leuty	2010.12.08	2012.12.07
Winston Uytendogaart	2008.12.10	2013.12.09
Ruby Weber	2011.05.04	2014.05.03

### Hamilton

	Term began	Term expires
Patrica Wright, Chair	2006.05.03	2012.05.02
Frank Passaro*, Past Chair	2006.02.03	2012.02.02
Kate Bursey	2005.04.06	2011.06.01
Ali Cheaib**	2006.08.24	2012.09.07
James Finlay	2010.11.29	2012.11.28
James Kirk	2006.02.03	2012.04.28
Ashok Kumar	2007.02.07	2013.06.01
Nancy McKibbin-Gray	2011.05.17	2014.05.16
Terry Frank Miosi	2011.05.04	2014.05.03
Léo Normandeau	2005.12.07	2011.12.06
Jayanti Parekh	2007.06.23	2013.06.22
Mary Sellars	2006.11.29	2013.01.24
Bonnie Tolton	2009.08.12	2012.08.11
Dominic Verticchio	2006.11.29	2012.11.28
Elizabeth Templeton	2005.11.10	2011.11.25

\*resigned 05.31.2011

\*\*resigned 04.11.2011

## Grant Review Teams

### Niagara

	Term began	Term expires
Christine Clark, Chair	2007.09.17	2013.09.16
G. Peter Hammond, Past Chair	2005.06.22	2011.06.21
Kenneth Burden	2011.05.17	2014.05.16
Claude Dallaire	2010.01.27	2013.01.26
Susan Erskine	2011.06.22	2014.06.21
Louise Farquhar	2005.04.06	2011.04.05
Donna Ford	2007.09.17	2013.01.18
Harvie Hagerty	2006.11.15	2012.11.25
Yvonne Hopkins	2006.09.06	2012.09.05
Natalie Howard	2006.12.21	2012.06.01
Laura Ip	2008.12.10	2011.12.09
Ellis Katsos	2008.12.19	2011.12.18
Chris Knapp	2006.01.05	2012.04.28
Livia Martin	2010.11.29	2012.11.28
Karen McCafferty	2011.05.04	2014.05.03
Blake McIntyre	2005.09.01	2011.08.31
Susan Morin	2011.04.18	2014.04.17
John Storm	2008.10.01	2013.09.30
William Walters	2005.09.01	2011.08.31

### Grey, Bruce, Huron, Perth

	Term began	Term expires
Clarissa Stewart, Chair	2010.12.08	2013.12.07
Leigh Butler, Past Chair	2005.08.08	2011.08.07
Sheana Campbell	2010.01.27	2012.01.26
Liz Chalmers	2006.08.10	2012.08.11
Roger Cosgrove	2011.02.09	2013.02.08
Frank Coulter	2005.08.08	2011.08.07
Kevin Eccles	2005.04.06	2011.04.05
Patricia Froud	2006.12.06	2013.02.07
Allan Harrison	2005.10.05	2011.12.09
Mark Lemon	2005.08.08	2011.09.28
Margaret Menzies	2006.12.13	2013.02.07
Muriel Murphy	2005.05.04	2011.05.03
Mike Myatt	2012.03.22	2015.03.21
Ron Oswald	2005.05.04	2011.05.03
Nora Rocher	2005.04.06	2011.04.05
Bertha Jean Scott	2009.06.17	2014.06.16
Richard Smelski	2007.04.11	2013.06.01
Rena Spevack	2011.05.04	2014.05.03
William Walker	2009.06.17	2011.06.16
Beverley Wilson	2011.02.09	2014.02.08

## Grant Review Teams

### Essex, Kent, Lambton

	Term began	Term expires
Angelo D. Minato, Chair	2006.12.13	2012.12.12
Stephen DeMarco	2010.10.20	2013.10.19
Jordan Dennis	2007.03.07	2013.06.01
Kenneth Eyre	2011.05.24	2014.05.23
Pam Fenchak	2005.11.10	2011.11.09
Maurice Janisse	2010.12.08	2012.12.07
Reginald Johnson	2009.02.04	2011.02.03
Edward Myers	2005.09.01	2011.08.31
Lori Newton	2010.11.03	2012.11.02
Shannon Prince	2007.06.20	2013.06.19
Diane Schultz	2008.12.10	2015.01.18
James Stein	2010.09.15	2012.09.14
Joseph Vandenberg	2007.05.16	2013.05.15
Riccardo Vennetilli	2010.10.20	2013.10.19
David Wright	2011.05.04	2014.05.03

### Thames Valley

	Term began	Term expires
Bettianne Hedges, Chair	2007.06.20	2013.06.22
Paul Willoughby, Past Chair	2006.06.30	2012.06.29
Deborah Armstrong	2008.12.19	2013.12.18
Michael Crook*	2008.12.19	2013.12.18
Denis Gadwa	2006.06.22	2011.06.21
Brian George	2006.06.30	2012.06.29
Janet Golding	2006.10.11	2012.10.10
Dwayne Kechego	2009.08.12	2014.08.11
Ann Lapchinski	2006.08.24	2012.08.23
John J. Lessif	2005.06.01	2011.06.01
Theodore Lo	2006.03.23	2012.04.28
Sharon O'Leary	2009.02.04	2015.02.03
Joe Van Overberghe**	2006.06.30	2012.06.29
Dixie Westcar	2006.08.24	2011.08.23
Gerald Wright	2011.05.04	2014.05.03

\*resigned 05.31.2011

\*\*resigned 02.15.2012



## Grant Review Teams

### Halton-Peel

	Term began	Term expires
Gayle Wadden, Chair	2007.04.18	2013.06.01
Lindsay Williams, Past Chair	2006.04.11	2012.04.09
Gladstone L. Allison	2007.03.07	2013.06.01
Neil Bunn	2006.08.10	2012.09.28
Luz Del Rosario	2006.06.30	2012.08.11
Angela DiCintio	2006.08.10	2012.08.09
Marissa Gandolfo	2011.01.04	2014.01.03
Michelle Gillies*	2011.03.23	2014.03.22
E. Gail Grant	2005.07.15	2011.07.14
Carlyle Khan	2006.08.24	2012.08.23
Linden King	2010.05.12	2012.05.11
Bikram Lamba	2009.09.08	2011.09.07
Lynn McNeil	2009.05.27	2014.05.26
Rohit Mehta	2011.04.18	2014.04.17
Shameem Mohammed	2006.08.24	2012.09.28
Tanya Rumble	2009.05.27	2015.05.26
Judy Showers	2009.06.17	2011.06.16
Sheila Tutty	2006.05.30	2014.06.16

\*resigned 07.06.2011

### Simcoe-York

	Term began	Term expires
Savi Singh, Chair	2010.05.12	2015.05.11
Gary Gladstone, Past Chair	2006.11.15	2012.11.24
Feria Bacchus	2009.09.08	2012.09.07
Debra Bellamy	2008.09.24	2012.09.28
Karen Boatman	2008.10.01	2011.09.30
David Dupuis	2008.08.12	2012.08.11
Paul Howe	2008.08.12	2015.01.18
Grace Locilento	2005.12.07	2011.12.06
Shernett Martin	2008.12.10	2011.12.09
Lynn Nixon	2011.04.18	2014.04.17
Mervat Rashwan	2006.11.15	2012.11.24
Alicia Savage	2005.07.15	2011.07.14
Angela Schinas	2008.08.12	2014.08.11
Jamiena Shah	2011.02.09	2014.02.08
Frank Steeve	2010.10.20	2012.10.19

## Grant Review Teams

Durham, Haliburton, Kawartha, Pine Ridge	Term began	Term expires
Jack Brezina, Chair	2010.03.10	2013.03.09
Pramilla Ramdahani, Past Chair	2006.10.11	2012.10.10
Muttukumar Chandrakumaran	2007.06.20	2013.06.19
Karen Cook	2008.12.19	2013.12.18
Mark Darroch	2011.02.09	2014.02.08
Deborah Hastings	2011.01.04	2014.01.03
Michael Janke	2011.05.04	2014.05.03
Ramesh Makhija	2009.05.27	2014.05.26
Brian Markle	2006.08.10	2012.08.09
William James Nesbitt	2007.06.20	2011.06.19
Eileen Nolan	2006.08.24	2012.08.23
Naomi Omar-Ali	2006.11.15	2011.11.18
Klara Oyler	2006.02.03	2011.04.28
Gladys Petherick	2005.08.08	2011.08.07
Enrique Robert	2008.10.08	2011.10.07
Janice Sanderson	2006.02.03	2012.04.28
James Simmons	2010.04.07	2015.04.06
Penny Smith	2009.08.12	2014.08.11
John Stafford	2006.06.22	2012.06.14
Morris Tait	2005.04.06	2011.04.05

Toronto	Term began	Term expires
Bahadur Madhani, Chair	2010.06.15	2013.06.14
Catherine Allman	2009.05.27	2015.05.26
Rinaldo Boni	2008.08.12	2011.08.11
Daniel Boyer	2011.05.04	2014.05.03
Janathan Burnside	2011.04.18	2014.04.17
Helen Ching-Kircher	2008.09.03	2013.09.28
Stephen D'Alimonte*	2010.09.15	2012.09.14
Yves Francis Danteu	2011.05.04	2014.05.03
Cynthia Good	2010.10.20	2013.10.19
Cynthia Head	2006.09.20	2012.09.19
Selwyn Henry	2006.12.21	2013.02.07
Aimée Ippersiel	2011.04.18	2014.04.17
Jascha Jabes	2008.08.12	2013.08.11
Norman King	2010.11.29	2012.11.28
Derek Nighbor	2010.04.07	2015.04.06
Mario Nigro	2006.10.05	2013.01.18
Susan Salek	2008.08.12	2011.08.11
Heather Simpson	2006.08.24	2012.08.23
Fattah (Fatih) Stanley	2011.05.17	2014.05.16
Paul Yeung	2010.09.29	2012.09.28
Saira Zuberi**	2006.08.24	2012.08.23

\*resigned 04.19.2011

\*\*resigned 09.29.2011



## Ontario Trillium Foundation Staff

---

*Employed in 2011-2012*

Name	Title
Nicole Adan	Program Manager
Noah Aiken-Klar	Area Manager
Julie Anderson	Program Manager
Bernadette Ang	Assistant Manager of Program Systems
Stephanie Attwood	Program Manager
Mary Banks	Coordinator of Program Administration
Raquel Batres	Coordinator of Program Administration
Janice Baun	Coordinator of Program Administration
Tracey Beauregard	Program Manager
Suzanne Bédard	Program Manager
Anne-Marie Béneteau	Program Manager
Daniel Bernhard	Research Associate
Natalie Bortkiewicz	Program Manager
Real Bouchard	Area Manager
Marc Boudreau	Communications Officer, Event Planning
Linda Briggs	Program Manager
Maureen Brophy	Program Manager
Carrie Butcher	Program Manager
Ron Cantin	Program Manager
Sonja Carcasole	Coordinator of Program Administration
L. Robin Cardozo	Chief Executive Officer
Claire Carrier	Coordinator of Program Administration
Nelson Chan	Special Advisor, Finance
Alvin Chau	Network/Database Administrator
Henry Chong	Co-Lead of Business Transformation Project
Frankie Chow	Event Coordinator
Peter Chu	Director of Information Technology
Clarisse Chung-Moi	Coordinator of Program Administration
Kerrin Churchill	Area Manager
Kathleen Cleland Moyer	Program Manager
Trudi Collins	Program Manager
Brian Conway	Program Manager
Colleen Coyne	Communications Officer, Event Planning
Gunilla Creutz	Coordinator of Program Administration
Sandra Cruickshanks	Director of Communications and Public Affairs
Jonathan Davies	Coordinator of Program Administration
Sonia Dayal	Area Manager
Wendy Dempsey	Program Manager
Viola Dessanti	Senior Policy Research Analyst
W. Blair Dimock	Director of Research, Evaluation and Knowledge Management

## Staff

Name	Title
Geneviève Edmonds	Communications and Translation Services Officer
Patricia Else	Director of Grant Operations
Manfred Fast	Program Manager
Maggie Fischbuch	Program Manager
Faustina Fordjor	Coordinator of Program Administration
Margo Foster	Coordinator of Program Administration
Susan Fournier	Program Manager
Arti Freeman	Program Manager
Juliet French	Coordinator of Program Administration
Jean-Paul Gagnon	Program Manager
Lorraine Gandolfo	Manager of Communications and Public Affairs
Xuan Gao	Senior Programmer Analyst
Samantha Gemmell	Program Manager
Lina Giovenco	Coordinator of Program Administration
Doug Gore	Program Manager
Elena Gouchtchina	Coordinator of Program Administration
Justine Greenland Duke	Senior Advisor, Knowledge Management
Sarah Harrington	Coordinator of Program Administration
Kevin Humphrey	Program Manager
Loida Ignacio	Coordinator of Program Administration
Rozina Issani	Receptionist
Sayyida Jaffer	Program Manager
Karen Kahelin	Program Manager
Kiyomi Kaiura	Financial Assistant
Cheryl Kanwar	Coordinator of Program Administration
Lori Kay	Communications Officer, Event Planning
Michael Keoshkerian	Assistant Coordinator
Angela Kooij	Senior Communications Officer
Diane Labelle-Davey	Director, Human Resources and Volunteer Relations
Patrick Lee	Electronic Service Delivery Systems Integrator
Francine Legault	Program Manager
Kalok Leung	Coordinator of Financial Administration
Inga Lubbock	Program Manager
Donna Maitland	Program Manager
Alexis Mantell	Senior Communications Officer
Angelita Marquez	Program Manager
Charlotte Martin	Coordinator of Program Administration
Melanie Maxwell	Manager of Administration
Ilona McConaghy	Coordinator of Program Administration
Valérie McCullough	Web Designer
Stacey McDonald	Research and Knowledge Management Assistant
Bernice McLeod	Area Manager

## Staff

Name	Title
Gilmar Militar	Program Manager
Jennifer Miller	Area Manager
Benny Min	Communications Officer, Event Planning
Manjula Mistry	Human Resources Advisor
Sherry Moore-Blake	Coordinator of Human Resources and Volunteer Relations
Faizel Mootheril	ESD Systems Administrator
Richard Mortimer	Special Advisor, Stakeholder Relations
Colette Naubert	Area Manager
Jennifer Newman	File and Mail Clerk
Clare Nolan	Program Manager
Eulan O'Connor	Coordinator of Corporate Administration
Omar Y Omar	Program Manager
Stacey O'Neill	Coordinator of Program Administration
Ikem Opara	Program Manager
Renée Ouellet	Senior Communications Officer
Parul Pandya	Program Manager
Anne Pashley	Vice-President, Finance and Administration
Lenka Petric	Program Manager
Marius Picos	Senior Research and Data Analyst
Jacqueline Powell	Program Manager
Beth Puddicombe	Program Manager
John Pugsley	Program Manager
Navraj Rai	Accounting Assistant
Joanne Richmond	Project Manager, Business Process Improvement
Jennifer Risdon	Manager, Human Resources
Tracey Robertson	Program Manager
Carmen Robillard	Program Manager
Karen Rosen	Special Advisor, The Partnership Project
Michael Russell	Business Systems Analyst
Maja Saletto Jankovic	Area Manager
Dennis Scott	Help Desk Analyst
Cameron Segger	Grants Systems Administrator
Sanjay Shahani	Program Manager
Heather Shaw	Senior Policy/Research Analyst
Diane Sigouin-Daniel	Program Manager
Sheila Simpson	Program Manager
Stella Sosu	Receptionist
Carol Spode	Office Assistant
Marilyn Struthers	Program Manager
Mary-Jo Sullivan	Program Manager
Kelly Taiabjee	Director of Finance

# Staff

---

Name	Title
Eric Terreau	Grants Systems Administrator
Yacouba Traoré	Program Manager
James Tutty	Coordinator of Program Administration
Andre Vallillee	Program Manager
Sheren Vijendra	Audit Support Assistant
Susan West	Program Manager
Jacinth Whittingham	Grants Systems Administrator
Kristian Whyte	File and Facilities Clerk
Dan Wilson	Manager of Policy, Research and Evaluation
Alexandra Wojtow	Program Manager
Constance Yau	Coordinator of Grant Administration
Lisa Zucchiatti	Program Manager

### Report on Financial Performance Ontario Trillium Foundation, March 31, 2012

- In 2011-2012, the Ontario Trillium Foundation received \$160.3 million from the Ministry of Tourism and Culture and Sport. (\$159.0 million is recorded in the Statement of Operations; the remaining \$1.3 million is recorded in deferred contributions, for spending in the following year.) Other revenue sources include investment income (\$3.2 million) and funds made available as a result of rescinded or recovered grants (\$2.8 million).
- Of this funding, \$110.9 million was pledged for the Foundation's core grants programs (Community, Province-Wide, and Future Fund) and \$40.1 million for Community Capital Fund grants. Grantmaking expenses, services to the community, support services, and amortization together amounted to \$13.9 million.
- At March 31, 2012, the Foundation held approximately \$148.6 million in investments, in fixed income securities (short-term treasury bills, bankers' acceptances, and government bonds). Most of these funds (\$140.4 million) are committed to multi-year grant pledges. The Foundation's investments are managed by the Ontario Financing Authority.
- Funds may be recovered, or future payments rescinded, in cases where circumstances (e.g. planned activities, budgets) change or where grant conditions or performance objectives are not met.
- Accumulated net assets at year-end totaled almost \$2.6 million, of which approximately \$2.0 million was invested in capital assets and \$0.6 million represented unrestricted assets.
- Volunteers make a significant contribution to the operations of the Foundation. Given the difficulty of estimating monetary value, these contributions are not reflected in the financial statements.



**KPMG LLP**  
**Chartered Accountants**  
Yonge Corporate Centre  
4100 Yonge Street Suite 200  
Toronto ON M2P 2H3  
Canada

Telephone (416) 228-7000  
Fax (416) 228-7123  
Internet [www.kpmg.ca](http://www.kpmg.ca)

## **INDEPENDENT AUDITORS' REPORT**

To the Board of Directors of Ontario Trillium Foundation

### **Report on the Financial Statements**

We have audited the accompanying financial statements of Ontario Trillium Foundation, which comprise the statement of financial position as at March 31, 2012, the statements of operations, changes in net assets and cash flows for the year then ended, and notes, comprising a summary of significant accounting policies and other explanatory information.

#### *Management's Responsibility for the Financial Statements*

Management is responsible for the preparation and fair presentation of these financial statements in accordance with Canadian generally accepted accounting principles, and for such internal control as management determines is necessary to enable the preparation of financial statements that are free from material misstatement, whether due to fraud or error.

#### *Auditors' Responsibility*

Our responsibility is to express an opinion on these financial statements based on our audit. We conducted our audit in accordance with Canadian generally accepted auditing standards. Those standards require that we comply with ethical requirements and plan and perform the audit to obtain reasonable assurance about whether the financial statements are free from material misstatement.

An audit involves performing procedures to obtain audit evidence about the amounts and disclosures in the financial statements. The procedures selected depend on our judgment, including the assessment of the risks of material misstatement of the financial statements, whether due to fraud or error. In making those risk assessments, we consider internal control relevant to the entity's preparation and fair presentation of the financial statements in order to design audit procedures that are appropriate in the circumstances, but not for the purpose of expressing an opinion on the effectiveness of the entity's internal control. An audit also includes evaluating the appropriateness of accounting policies used and the reasonableness of accounting estimates made by management, as well as evaluating the overall presentation of the financial statements.

We believe that the audit evidence we have obtained is sufficient and appropriate to provide a basis for our audit opinion.





Page 2

*Opinion*

In our opinion, the financial statements present fairly, in all material respects, the financial position of Ontario Trillium Foundation as at March 31, 2012, and its results of operations and its cash flows for the year then ended in accordance with Canadian generally accepted accounting principles.

**Report on Other Legal and Regulatory Requirements**

As required by the Corporations Act (Ontario), we report that, in our opinion, the accounting policies applied in preparing and presenting the financial statements in accordance with Canadian generally accepted accounting principles have been applied on a basis consistent with that of the preceding year.

A handwritten signature in black ink that reads 'KPMG LLP'. The signature is written in a cursive, slightly slanted style. Below the signature is a single horizontal line that starts under the 'K' and ends under the 'P'.

Chartered Accountants, Licensed Public Accountants

June 14, 2012  
Toronto, Canada

# ONTARIO TRILLIUM FOUNDATION

## Statement of Financial Position

March 31, 2012, with comparative figures for 2011

	2012	2011
<b>Assets</b>		
Cash	\$ 1,182,571	\$ 1,221,652
Prepaid expenses and other	1,049,712	732,080
Investments (note 2)	148,556,914	124,848,978
Capital assets (note 3)	1,981,870	603,950
	<u>\$ 152,771,067</u>	<u>\$ 127,406,660</u>

## Liabilities and Net Assets

### Liabilities:

Accounts payable and accrued liabilities	\$ 2,622,018	\$ 1,574,209
Deferred contributions (note 4(a))	7,193,107	5,913,103
Grants payable (note 4(b))	140,383,900	117,347,306
	<u>150,199,025</u>	<u>124,834,618</u>

### Net assets:


Invested in capital assets	1,981,870	603,950
Unrestricted	590,172	1,968,092
	<u>2,572,042</u>	<u>2,572,042</u>

### Commitments (note 7)


	<u>\$ 152,771,067</u>	<u>\$ 127,406,660</u>
--	-----------------------	-----------------------

See accompanying notes to financial statements.

On behalf of the Board:



Janet Passmore, Acting Chair



Brian Hutchings, Treasurer

# ONTARIO TRILLIUM FOUNDATION

## Statement of Operations

Year ended March 31, 2012, with comparative figures for 2011

	2012	2011
Revenue:		
Ontario government funding (note 4(a))	\$ 158,975,596	\$ 122,458,526
Grants rescinded or recovered (note 4(a))	2,758,847	1,494,209
Investment income (note 4(a))	3,189,948	1,355,443
	164,924,391	125,308,178
Expenses:		
Program activities:		
Grants pledged (note 4(b))	151,068,400	111,808,400
Grantmaking expenses (note 4(a))	11,739,534	11,241,316
Services to the community (note 6)	425,466	642,972
	163,233,400	123,692,688
Support services (note 4(a))	1,192,449	1,127,825
Amortization	498,542	487,665
	164,924,391	125,308,178
Excess of revenue over expenses	\$ —	\$ —

See accompanying notes to financial statements.

# ONTARIO TRILLIUM FOUNDATION

## Statement of Changes in Net Assets

Year ended March 31, 2012, with comparative figures for 2011

	2012			2011	
	Invested in capital assets	Unrestricted	Total	Total	Total
Net assets, beginning of year	\$ 603,950	\$ 1,968,092	\$ 2,572,042	\$ 2,572,042	
Excess (deficiency) of revenue over expenses	(498,542)	498,542	—	—	
Purchase of capital assets	1,876,462	(1,876,462)	—	—	
<u>Net assets, end of year</u>	<u>\$ 1,981,870</u>	<u>\$ 590,172</u>	<u>\$ 2,572,042</u>	<u>\$ 2,572,042</u>	

See accompanying notes to financial statements.

# ONTARIO TRILLIUM FOUNDATION

## Statement of Cash Flows

Year ended March 31, 2012, with comparative figures for 2011

	2012	2011
Cash provided by (used in):		
Operating activities:		
Amortization of capital assets which does not involve cash	\$ 498,542	\$ 487,665
Change in non-cash operating items	25,046,775	8,190,928
	25,545,317	8,678,593
Investing activities:		
Purchase of investments	(1,054,162,127)	(2,489,305,517)
Disposal of investments	1,030,454,191	2,481,399,135
Purchase of capital assets	(1,876,462)	(398,194)
	(25,584,398)	(8,304,576)
Increase (decrease) in cash	(39,081)	374,017
Cash, beginning of year	1,221,652	847,635
Cash, end of year	\$ 1,182,571	\$ 1,221,652

See accompanying notes to financial statements.

# ONTARIO TRILLIUM FOUNDATION

Notes to Financial Statements

Year ended March 31, 2012

---

Ontario Trillium Foundation (the "Foundation" or "OTF"), an agency of the Ministry of Tourism, Culture and Sport (the "Ministry"), is financially supported by the Ontario government. OTF began operations as an arm's-length agency of the Ontario government on August 23, 1982 and was incorporated without share capital under the laws of Ontario under letters patent dated November 17, 1982. OTF's purpose is to build healthy and vibrant communities throughout Ontario, by strengthening the capacity of the voluntary sector through investments in community-based initiatives.

Government funding is subject to Memoranda of Understanding that define how the funds must be invested and distributed.

## 1. Significant accounting policies:

These financial statements have been prepared in accordance with Canadian generally accepted accounting principles applied within the framework of the significant accounting policies summarized below:

### (a) Revenue recognition:

OTF follows the deferral method of accounting for contributions, which include government funding. Unrestricted contributions are recognized as revenue when received or receivable if the amount to be received can be reasonably estimated and collection is reasonably assured. Externally restricted contributions are deferred and recognized as revenue in the year in which the related expenses are incurred.

Investment income is recorded on the accrual basis.

### (b) Financial instruments:

Short-term investments, being treasury bills, bankers' acceptances and bonds, are classified as held-for-trading investments. Short-term investments are carried at fair value as determined at the fiscal year end based on market values for the debt securities.

Transaction costs that are directly attributable to the acquisition of investments are not considered significant and are expensed when paid.

Investment purchase and sale transactions are accounted for on the settlement date.

Cash consists of cash on hand and in banks.

# ONTARIO TRILLIUM FOUNDATION

Notes to Financial Statements (continued)

Year ended March 31, 2012

---

## 1. Significant accounting policies (continued):

Accounts payable and accrued liabilities and grants payable are classified as other financial liabilities and measured at amortized cost.

In accordance with the Accounting Standards Board's decision to exempt not-for-profit organizations from the disclosure requirements with respect to financial instruments contained within The Canadian Institute of Chartered Accountants' Handbook Section 3862, Financial Instruments - Disclosures, and Section 3863, Financial Instruments - Presentation, the Foundation has elected not to adopt these standards in its financial statements.

### (c) Grants:

Grants are recorded as expenses in the year that the Foundation approves the grant.

### (d) Allocation of support services expenses:

The Foundation classifies expenses on the statement of operations by function. The Foundation allocates certain costs by identifying the appropriate basis of allocating and applying that basis consistently each year. The Foundation allocates its support services expenses proportionately on a per capita basis.

### (e) Capital assets:

Capital assets are recorded at cost less accumulated amortization. Amortization is provided on a straight-line basis over the following periods:

---

Furniture and fixtures	5 years
Computer hardware	3 years
Computer software	3 years
Leasehold improvements	Over term of lease

---

# ONTARIO TRILLIUM FOUNDATION

Notes to Financial Statements (continued)

Year ended March 31, 2012

## 1. Significant accounting policies (continued):

### (f) Use of estimates:

The preparation of financial statements requires management to make estimates and assumptions that affect the reported amounts of assets and liabilities and disclosure of contingent assets and liabilities at the date of the financial statements and the reported amounts of revenue and expenses during the year. Actual results could differ from those estimates.

## 2. Investments:

Investments, at fair value, are as follows:

	2012	2011
Short-term investments	\$ 55,181,115	\$ 94,946,600
Bonds	19,518,889	29,902,378
Laddered bond portfolio	73,856,910	—
	<u>\$ 148,556,914</u>	<u>\$ 124,848,978</u>

Short-term investments include treasury bills, bearer deposit notes and bankers' acceptances. All investments, excluding the laddered bond portfolio, are in fixed income securities and mature within the next seven months (2011 - five months). These investments bear interest from 0.90% to 1.35% (2011 - 0.90% to 1.20%).

On April 1, 2011, OTF created a laddered bond portfolio. All bond investments are in fixed income securities and have maturity dates between six months and three years. These investments bear interest from 3.25% to 6.00%.

The Ontario Financing Authority acts as OTF's investment manager under an investment management agreement that adheres to OTF's policies and procedures governing risk and also includes additional risk concern measures.



# ONTARIO TRILLIUM FOUNDATION

Notes to Financial Statements (continued)

Year ended March 31, 2012

## 2. Investments (continued):

Risk management relates to the understanding and active management of risks associated with all areas of the business and the associated operating environment. Investments are primarily exposed to interest rate, credit and market risks. OTF has formal policies and procedures in place to address these risks.

Interest rate risk arises from the possibility that changes in interest rates will affect the value of fixed income securities and the laddered bond portfolio held by OTF. The Foundation manages this risk by holding debt issued by the Government of Canada, Province of Quebec, Province of Ontario and large Canadian banks, and by staggering the terms of the securities held.

Credit risk arises from the non-performance by counterparties to the investments. This risk is minimized by dealing only with creditworthy counterparties.

Market risk arises as a result of trading fixed income securities. Fluctuations in the market expose OTF to a risk of loss. The Foundation mitigates this risk through controls to monitor and limit concentration levels.

Liquidity risk is the risk that OTF will encounter difficulty in raising funds to meet commitments associated with financial instruments. The risk arises from an inability to sell a financial asset quickly at close to its fair value. The risk is minimized by holding high credit quality investments.

## 3. Capital assets:

			2012	2011
	Cost	Accumulated amortization	Net book value	Net book value
Furniture and fixtures	\$ 985,061	\$ 689,495	\$ 295,566	\$ 53,512
Computer hardware	872,472	633,890	238,582	195,211
Computer software	1,071,710	899,421	172,289	230,399
Leasehold improvements	1,388,729	113,296	1,275,433	124,828
	<u>\$ 4,317,972</u>	<u>\$ 2,336,102</u>	<u>\$ 1,981,870</u>	<u>\$ 603,950</u>

# ONTARIO TRILLIUM FOUNDATION

Notes to Financial Statements (continued)

Year ended March 31, 2012

## 4. Deferred contributions and grants payable:

- (a) Deferred contributions represent funding received from the Ministry that has not yet been pledged as grants or spent on operations. These funds are restricted until grants are approved by the Board of Directors and pledged to third parties or until operating expenditures are made. OTF has controls in place to ensure that the restrictions on grant pledges are met prior to utilization of these funds.

			2012	2011
	General operations	Community Capital Fund	Total	Total
Deferred contributions, beginning of year	\$ 5,668,575	\$ 244,528	\$ 5,913,103	\$ 4,096,629
Funding received:				
Ministry of Tourism, Culture and Sport:				
Annual core allocation	120,000,000	–	120,000,000	120,000,000
Special projects	–	40,255,600	40,255,600	4,175,000
Ministry of Citizenship and Immigration	–	–	–	100,000
	120,000,000	40,255,600	160,255,600	124,275,000
Investment income recorded as revenue	3,189,948	–	3,189,948	1,355,443
Grants pledged	(110,929,700)	(40,138,700)	(151,068,400)	(111,808,400)
Grantmaking expenses	(11,092,701)	(646,833)	(11,739,534)	(11,241,316)
Support services and amortization	(1,690,991)	–	(1,690,991)	(1,615,490)
Services to the community	(425,466)	–	(425,466)	(642,972)
Grants rescinded or recovered	1,970,447	788,400	2,758,847	1,494,209
Amounts recognized as Ontario government funding	(118,978,463)	(39,997,133)	(158,975,596)	(122,458,526)
Change during the year	1,021,537	258,467	1,280,004	1,816,474
Deferred contributions, end of year	\$ 6,690,112	\$ 502,995	\$ 7,193,107	\$ 5,913,103

# ONTARIO TRILLIUM FOUNDATION

Notes to Financial Statements (continued)

Year ended March 31, 2012

## 4. Deferred contributions and grants payable (continued):

(b) Once OTF pledges grants for distribution, the grants are recorded as grants payable. Grants pledged and not yet distributed are payable, subject to the receipt of funds by OTF and to certain performance conditions placed on the recipients. The continuity of grants payable is as follows:

	2012	2011
Grants pledged	\$ 151,068,400	\$ 111,808,400
Grants rescinded	(2,172,506)	(880,693)
Grants paid	(125,859,300)	(104,863,307)
	23,036,594	6,064,400
Grants payable, beginning of year	117,347,306	111,282,906
Grants payable, end of year	\$ 140,383,900	\$ 117,347,306

Grants are payable to various organizations in the fiscal years ending March 31 as follows:

2013	\$ 100,092,600
2014	29,350,300
2015	9,579,600
2016	1,208,400
2017	153,000
	\$ 140,383,900

## 5. Allocation of expenses:

The Foundation allocates certain of its support services expenses based on the proportion of the total staff directly involved with grantmaking and services to the community. The following percentages were used to calculate the allocation: grantmaking, 71% (2011 - 71%) and services to the community, 3% (2011 - 4%).

Support services reported in the statement of operations of \$1,192,449 (2011 - \$1,127,825) are reported after allocation of \$3,322,425 (2011 - \$3,121,993) to grantmaking expenses and \$147,476 (2011 - \$153,969) to services to the community.

# ONTARIO TRILLIUM FOUNDATION

Notes to Financial Statements (continued)

Year ended March 31, 2012

---

## 6. Services to the community:

Services to the community are charitable activities other than grants, such as convening, knowledge sharing and technical assistance to community organizations.

## 7. Commitments:

Future minimum annual rental payments for premises under operating leases are as follows:

---

2013	\$ 1,177,000
2014	1,161,000
2015	1,162,000
2016	1,111,000
2017	1,170,000
Thereafter	5,838,000
	<hr/>
	\$ 11,619,000

---

In relation to these leases, OTF has agreed to indemnify the landlord against losses occurring on the lease premises which may arise out of a breach of the lease agreement.

## 8. Indemnification of officers and directors:

OTF has indemnified its past, present and future directors, officers, employees and volunteers against expenses (including legal expenses), judgments, and any amount actually or reasonably incurred by them in connection with any action, suit or proceeding in which the directors are used as a result of their service, if they acted honestly and in good faith with a view to the best interests of OTF. The nature of the indemnity prevents OTF from reasonably estimating the maximum exposure. OTF has purchased directors' and officers' liability insurance with respect to this indemnification.

# ONTARIO TRILLIUM FOUNDATION

Notes to Financial Statements (continued)

Year ended March 31, 2012

---

## 9. Financial instruments:

The carrying values of cash, accounts payable and accrued liabilities and grants payable approximate their fair values due to the relatively short periods to maturity of these financial instruments or because they are receivable or payable on demand. The fair value of investments and related risks are disclosed in note 2.

## 10. Community Capital Fund:

On August 27, 2010, the Foundation signed an agreement with the Ministry to administer the Community Capital Fund to provide grants for specific infrastructure projects that support Ontario government priorities and help to revitalize community-based infrastructure by directing funding towards capital assets.

The total funding to be received from the Ministry is \$50,000,000 and the project completion date noted in the agreement is March 31, 2013.

During 2012, \$40,255,600 was received from the Ministry, of which \$40,138,700 is included in grants pledged.