



THE ONTARIO TRILLIUM FOUNDATION
LA FONDATION TRILLIUM DE L'ONTARIO

ANNUAL REPORT 2000/2001

June 29, 2001

The Ontario Trillium Foundation
45 Charles St. East, Fifth Floor
Toronto, Ontario Canada M4Y 1S2
Tel 416.963.4927
Facsimile 416.963.8781
TTY 416.963.7905
Toll free 1.800.263.2887
<http://www.trilliumfoundation.org>



The Ontario Trillium Foundation, an agency of the Ministry of Tourism, Culture and Recreation, receives annually \$100 million of government funding generated through Ontario's charity casino initiative.



THE ONTARIO TRILLIUM FOUNDATION
LA FONDATION TRILLIUM DE L'ONTARIO

June 29, 2001

The Honourable Tim Hudak
Minister of Tourism, Culture and Recreation
900 Bay Street
Hearst Block, 9th Floor
Toronto, Ontario
M7A 2E1

Dear Minister:

On behalf of the Board of Directors of the Ontario Trillium Foundation, I am pleased to submit a copy of our Annual Report for the fiscal year 2000-2001. In it you will find a brief narrative that details the many challenges successfully met by our volunteers and staff. Also included is a list of grants made under our various programs as well as audited financial statements.

Through the allocation of \$100 million from the government's charity casino initiative, we have been able to improve the quality of life of Ontarians, build strong communities, and contribute to the province's economic strength. The Foundation's volunteer Grant Review Team members and the members of the Board of Directors, supported by an able professional staff, continue to provide outstanding leadership. All of us share a collective pride in this year's impressive accomplishments.

We value the effective working relationship the Ontario Trillium Foundation has with your ministry, and we look forward to this productive relationship continuing to achieve significant results.

Sincerely,

Robert G. Power
Chair of the Board

Table of Contents

Introduction	
Message from the Minister	4
Message from the Chair	5
Report on Operational Objectives 2000-2001	
Chief Executive Officer's Report on Operational Objectives	7
Summary of Organizational Achievements	9
Granting Activities: Sector and Fund Breakdown	11
Grants Awarded	
Featured Grants	12
Community Grants	
Algoma, Cochrane, Manitoulin & Sudbury	17
Champlain	19
Durham, Haliburton, Kawartha, Pine Ridge	23
Essex, Kent, Lambton	25
Grand River	27
Grey, Bruce, Huron, Perth	29
Halton-Peel	31
Hamilton-Wentworth	33
Muskoka, Nipissing, Parry Sound, Timiskaming	35
Niagara	37
Northwestern	39
Quinte, Kingston, Rideau	40
Simcoe-York	42
Thames Valley	45
Toronto	47
Waterloo, Wellington & Dufferin	51
Province-Wide Grants	53
Partnership Program Grants	56
Grants Summary	57
Board of Directors	58
Grant Review Team Members	59
Staff	72
Financial Report	
Report on Financial Performance	75
Auditor's Report (Appendix)	76
Balance Sheet	
Statement of Operations and Changes in Net Assets	
Statement of Cash Flows	
Notes to Financial Statements	

Message from Minister Tim Hudak

On behalf of the Government of Ontario, I am pleased to receive the 2000/01 Annual Report of the Ontario Trillium Foundation. It is a testament to the tremendous strides that have been made by the Ontario Trillium Foundation to serve the needs of Ontario communities and the people of Ontario.

Three years ago the Mike Harris government took the initiative to ensure that communities across Ontario would benefit from revenue generated through Ontario's charity casino initiative. We announced an impressive ten-fold increase in funding for the Ontario Trillium Foundation and expanded its mandate.

As an agency of the Ministry of Tourism, Culture and Recreation, the Ontario Trillium Foundation now receives \$100 million annually. Funding from the Ontario Trillium Foundation is now available in four sectors: arts and culture, sports and recreation, environment, and human and social services. Our government is committed to improving the quality of life of Ontarians, building strong communities, and strengthening our economy.

I would like to thank the Ontario Trillium Foundation Board of Directors and the members of the Grant Review Teams for their care and dedication. The grants listed in this Annual Report show that the funding is benefiting communities all across the province. I hope that readers of this report will tell people about the work of the Foundation and encourage eligible groups to consider applying for a grant in support of an initiative that will enrich their community.

**Tim Hudak, Minister
Tourism, Culture and Recreation**

Message from the Chair

Robert G. Power

Through the second year of the new mandate of the Ontario Trillium Foundation, we have continued to carefully invest the funds entrusted to us by the Government of Ontario. \$100 million, generated through Ontario's charity gaming initiative, has been used to generate 1,511 grants that have contributed to community health and economic strength across the province. In fulfilling its mandate, the Foundation has been honoured to touch the lives of people in every part of Ontario.

An agency of the Ministry of Tourism, Culture and Recreation, the Ontario Trillium Foundation is grateful to the Honourable Tim Hudak, Minister of Tourism, Culture and Recreation, for his support of the Foundation, and for his ongoing direction and advice.

I would also like to thank more than 330 volunteers who serve on the Foundation's Grant Review Teams. Our community volunteers bring impressive dedication and community knowledge to their responsibility for making local grant recommendations.

I am honoured to lead a very talented Board of Directors. In addition to their work on the Board, Board members have been hard at work on our standing committees over the past year, developing and enhancing our governance structures and operating policies. So I would also like to add a special thank you to members of the Governance Committee, the Program & Policy Committee, the Communications Committee, the Evaluation Committee, the Finance Committee, the Human Resources Committee, and the province-wide Grant Review Committee. Board members working on these committees, and serving as Grant Review Team liaison, have worked hard to enhance our granting programs and our internal capacity.

In addition to our granting activities, we accomplished much over the past year:

- Last spring, we held Town Hall meetings in each of our 16 catchment areas. In total, more than 5,000 people attended, and they heard local reports on the expenditure of grant funds in their area, as well as reports from local grantees.
- We commissioned 16 comprehensive Community Profile reports to help us understand and better meet the needs of each local community. These reports summarize demographic and statistical information for each of the Foundation's granting catchment areas.
- By working closely with our grantees to initiate local grant announcements and media events, we were able to expand the Foundation's profile, and celebrate the work of our grantees. We also introduced a new quarterly newsletter, *Trillium News*, for OTF volunteers and stakeholders.
- We developed and launched our first strategic granting program, *Enhancing Volunteerism*, which will announce its first grants in early summer of 2001.

To build on the momentum of these accomplishments – and on the experience we have gained over the past two years – the Board of Directors has defined four critical goals for the coming year.

First, we will **ensure accountability**, to the public and to the government. As the number of active grants continues to increase, our need to carefully monitor them must keep pace. This requires a continual commitment to improving efficiency and transparency in our business and our granting and evaluation processes. We will enhance our internal accountability mechanisms, and improve the monitoring and evaluation of the grants we fund.

Second, we will **enhance our own organizational effectiveness** by continually strengthening our internal capacity to achieve our goals. To this end, we plan to conduct a longer-term Strategic Planning process during the coming year, and we will implement new initiatives for staff and volunteer development.

Third, we will strengthen our efforts to **communicate broadly**. We have achieved some measure of success in telling our story to the people of Ontario. But we need to focus on gaining even more public recognition for the work of our volunteers and grantees, and on keeping our stakeholders and the public informed. We will work with grantees to expand our communications activities even further, through initiatives such as more frequent media releases, special events and grant announcements.

Our fourth goal, to keep **enhancing the impact of our grants**, goes to the very heart of our aspirations. We will maintain our commitment to seeking out the highest-quality applications, across the wide spectrum of sectors in which we grant. To support this goal, we will develop and launch targeted outreach activities and strategic granting programs, such as this year's *Enhancing Volunteerism* program.

The Foundation is fortunate to have an energetic and committed staff team. With volunteers and staff working together to achieve our goals, I feel confident that we are well positioned to continue the successful track record we have established – engaging in continuous organizational improvement, as we work with others to build healthy, caring and strong economic communities in Ontario.

Robert G. Power
Chair of the Board

Report on Operational Objectives

L. Robin Cardozo

In the second year of its mandate, the Ontario Trillium Foundation continued its efforts to build healthy, caring and economically strong communities in every part of the province. We have the privilege of being one of the largest grant-making foundations in Canada, and have approved grants worth \$101,712,321 last year. We also worked hard to maintain our leadership position as a cost-effective funder, with operating costs of less than 10% of the budget allocated by the Government. On a cost-per-grant basis, few funders achieve our level of cost efficiency.

Over the past year, we have continued to focus on improving every aspect of our operations. Some of the highlights:

- We improved our granting and assessment procedures by clarifying the granting priorities listed in our published Program Guidelines. Our application questions are now clearer, and the application process for small grants is much simpler.
- We conducted research into the needs of organizations in the four sectors (Arts and Culture, Environment, Human and Social Services, Sports and Recreation) that the Foundation supports through grants. This research will help us better understand each sector's unique requirements, and strengthen the impact of our grants.
- We produced a Media Relations Tool Kit – a guide for organizations seeking to enhance their profile in the community. The kit, which is now available on our website, has been very well received by grantee organizations.
- We held a very productive Grant Review Team (GRT) conference in April 2000. Along with GRT volunteers from every corner of the province, we shared what we had learned in our first year, and looked ahead together to the upcoming year.
- We completed a staff reorganization to accommodate our evolution as a funder with a very strong regional presence. Our completed Job Evaluation review, and our new Performance Management system, have rounded out our human resource system review.
- We conducted a survey among grantees as well as applicants who had been declined, to help us learn – and act upon – what we need to do to continually improve our customer service.
- We converted the Foundation's grant data onto a new database system, and improved computer communication systems with our 15 regional offices.

Looking toward the future, we intend to achieve the four goals that our Board of Directors has defined for 2001-2002, by building upon the strong groundwork that has already been laid, and by continuing to enhance every aspect of our operations.

We are grateful that we can rely upon the knowledge and commitment of so many individuals as we move forward. I would like to acknowledge the support and advice we receive from staff at the Ministry of Tourism, Culture and Recreation, and the office of the Honourable Tim Hudak. I would also like to thank all members of the staff at the Ontario Trillium Foundation for their dedication, professionalism, and commitment to the organization's mission. It is truly a pleasure to work with such outstanding professionals.

In addition, I would like to acknowledge the visionary leadership of Robert Power, Chair of the Board, and all the members of the Board of Directors, for their energy, enthusiasm and direction. The members of our Board and of our 16 Grant Review Teams truly exemplify the meaning of volunteerism in this, the International Year of Volunteers.

L. Robin Cardozo
Chief Executive Officer

ONTARIO TRILLIUM FOUNDATION SUMMARY OF ORGANIZATIONAL ACHIEVEMENTS 2000-2001

The following is a summary of our operational objectives for 2000-2001, and how we achieved these goals. We will continue to monitor and assess our achievements as part of an ongoing commitment to excellence in grant-making and in customer service.

Funding Programs: Approved \$101.7 million to distribute across Ontario through the Province-Wide and Community Grants Programs

Achievements:

- \$101.7 million in approved grants.
- Achieved granting goals by Sector and by Grant Type (please see breakdown on the following pages).
- Implemented first Strategic Granting program – to “Enhance Volunteerism in Ontario.”
- Strengthened the Foundation’s Assessment Criteria to include: Assessed Economic and Social Impact; Evidence of Collaboration with other service providers; and Capacity and Sustainability of applicant organization.
- Completed 16 comprehensive Community Profile reports, and conducted background research into the four sectors supported by the Foundation.
- Developed a new granting Evaluation framework.
- Integrated the Community Connections and Access programs into the Foundation’s existing granting activities.
- Completed the evaluation of the Get Up, Stand Up program, and incorporated objectives into the Foundation’s existing granting activities.
- Developed new Program Guidelines, which will simplify the application process for small grants.

Objectives not Achieved:

- Some catchment areas did not achieve their grant allocations budget. Specific outreach activities have been implemented in these areas to enhance the number of strong grant applications the Foundation receives in these areas.
- The Caring Communities Award pilot program, which came to an end in 1999, was not re-introduced, pending completion of an evaluation process, and development of a plan that can adequately address the challenges of the pilot program.

Internal Capacity: Strengthening the internal operations of the Foundation

Achievements:

- Completed an internal organizational structure review, and an independent review of systems and procedures; implemented recommendations.

- Held a successful Grant Review Team conference, bringing together all GRT volunteers, to share learnings, and to look ahead to the upcoming year.
- Standardized template for grant information provided for Board approval.
- Surveyed Foundation grantees, and declined applicants, about how to continually improve our customer service; changes are under way.
- Completed comprehensive Job Evaluation project, and commenced introduction of new Performance Management system for staff.
- Converted the grant data base to an enhanced data base system.
- Enhanced on-line computer communication with regional offices.
- Developed a new Evaluation framework, to enhance grant evaluation, and a new Management Reporting framework.
- Satisfactory completion of annual financial audit.

External Leadership: Enhancing our capacity to provide external leadership

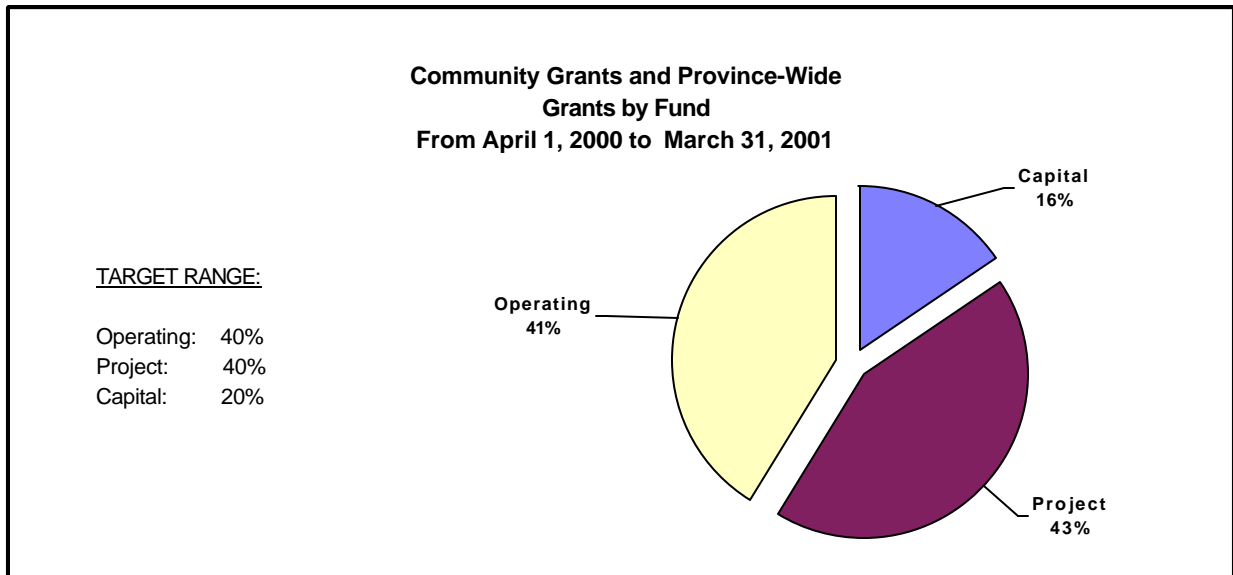
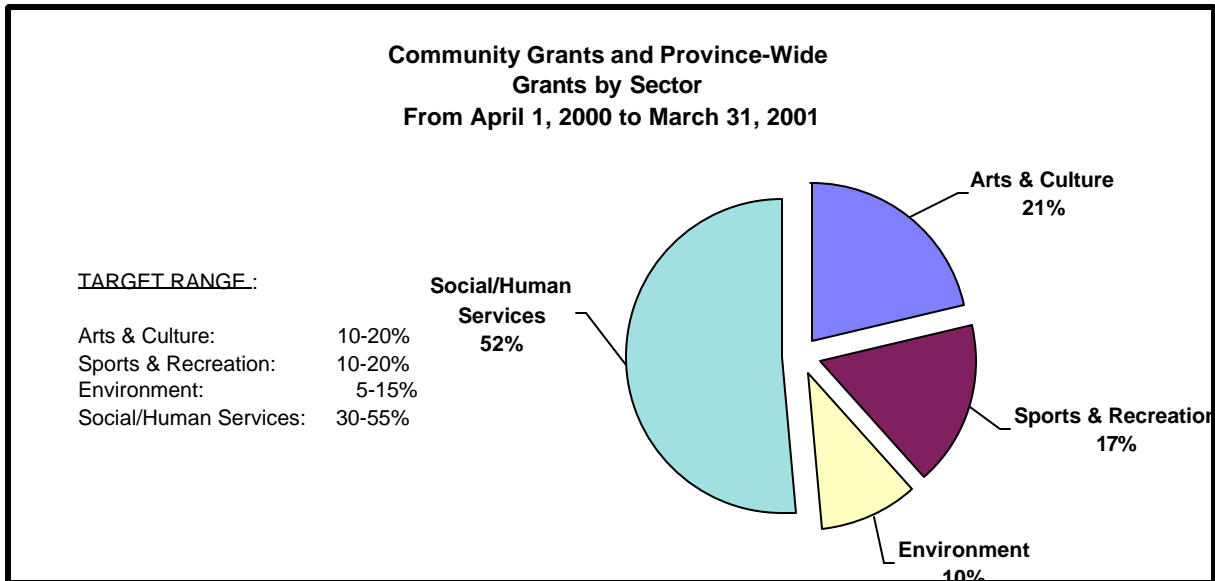
Achievements:

- The Foundation published a new Media Relations Tool Kit, providing communications strategy advice to not-for-profit organizations.
- Significantly increased levels of media coverage for OTF grant announcements.
- Worked with local grantees to facilitate grant announcements in all communities.
- Held successful Town Hall meetings in all catchment areas, with more than 5,000 people attending.
- Introduced quarterly information newsletter for OTF volunteers and stakeholders.
- Board members, GRT volunteers and staff have participated in major voluntary and non-profit sector initiatives, conferences and events.

THE ONTARIO TRILLIUM FOUNDATION GRANTING ACTIVITIES 2000-2001

GRANTS APPROVED - ALL PROGRAMS:

Grants Program	Amounts Approved	No. of Grants
Community	\$ 78,010,521	1,372
Province-Wide	\$ 20,963,400	124
Partnership Programs	\$ 2,738,400	15
Total Grants Approved	\$ 101,712,321	1,511



Featured Grants:

The Ontario Trillium Foundation working with others to build healthy, caring and strong economic communities in Ontario

The following are some featured examples of the work that the Ontario Trillium Foundation has supported in Ontario communities.

Algoma, Cochrane, Manitoulin, Sudbury

Clean North

Environment – “Recycling”

\$20,000 over eight months

Clean North, operated by the Sault and District Recycling Association, was awarded \$20,000 in OTF funding to bolster blue box use, and provide other waste reduction education. The Trillium funded public education program is expected to substantially extend the life of Sault Ste. Marie’s landfill site.

Champlain

Regroupement touristique de Prescott-Russell

Sports & Recreation – “Improving trails”

\$12,000 over one year

The recently developed network of trails for walkers and cross-country skiers covering 21 km in the beautiful Foret Larose has far exceeded the original expectations of its developers. An OTF grant of \$12,000 is enabling the Regroupement touristique de Prescott-Russell to flatten and widen the trails and increase access by visitors and tourists. OTF funding is paying for contractors to undertake heavy work that the volunteer members cannot provide.

Durham, Haliburton, Kawartha, Pine Ridge

Kawartha Fisheries Association

Environment– “Restoring shoreline”

\$300,000 over four years

The Kawartha Fisheries Association has teamed up with the Scugog Shores Millennium Committee of the Township of Port Perry to improve the health of Lake Scugog. Supported by an Ontario Trillium Foundation grant of \$300,000, this project is rehabilitating the shoreline, transforming it from a derelict site to a flourishing eco-park for flora and fauna.

**Essex, Kent, Lambton
Alzheimer Society of Chatham-Kent
Human & Social Services – “In-home care”
\$133,000 over five years**

The Alzheimer Society of Chatham-Kent has provided assistance to those affected by Alzheimer’s disease, their families and caregivers since 1986. The Society offers counselling support groups, education, volunteer programs, and in-home respite care. OTF’s grant of \$133,000 is enabling the organization to sustain its cost-effective in-home support program for Alzheimer’s patients and their caregivers.

**Grand River
Operation Lift
Human & Social Services – “Volunteerism”
\$34,200 over one year**

A \$34,200 grant from the OTF is being used by over 50 community-based groups, including Operation Lift, to coordinate a series of activities to promote volunteerism to commemorate the International Year of Volunteers and to convene a local one-day conference for approximately 500 volunteers. Operation Lift was established in the 1970s to provide accessible transportation, operated by volunteers, for people with disabilities.

**Grey, Bruce, Huron, Perth
Georgian Bay Sailing Association
Sports & Recreation – “Youth seamanship and water safety”
\$45,000 over three years**

With an OTF grant of \$45,000, the Georgian Bay Sailing Association was able to start a parent-run community sailing school for youth in the Thornbury and Meaford area. More than 200 youth – visitors and residents – are benefiting. The program also teaches safety, seamanship and the responsible use of the waters, as well as promote tourism and the sport of sailing in Meaford’s excellent harbour facilities.

**Halton-Peel
Mississauga Theatre Alliance
Arts & Culture – “Upgrading equipment”
\$55,000 over six months**

The Mississauga Theatre Alliance received \$55,000 from the Ontario Trillium Foundation to upgrade its lighting and sound systems. Formed in 1990, the Alliance is an umbrella organization for local community theatre groups. It operates a small theatre, which provides an affordable, self-sustaining venue for drama groups to develop their production skills. Improvements to the lighting and sound systems are enhancing the capacity of the theatre as a production venue and increasing the use of the facility.

**Hamilton-Wentworth
Umbrella Family and Child Centres of Hamilton
Human & Social Services – “Increasing youth literacy”
\$25,000 over one year**

It is now clearly documented that the preschool years are critical in a child's development. OTF's \$25,000 grant to a collaborative family literacy program in the north end of Hamilton will have a positive long-term impact on both family attitudes toward reading and literacy outcomes for the children.

**Muskoka, Nipissing, Parry Sound, Timiskaming
White Water Gallery
Arts & Culture – “Developing local artists”
\$24,000 over three years**

OTF's \$24,000 grant to the White Water Gallery is making it possible for both newly emerging and well-known artists from Northeastern Ontario to exhibit their art across the province with the Gallery's organizational support. The grant is also enabling the White Water Gallery's studios to give local students, as well as young and emerging artists, the opportunity for enrichment and career development.

**Niagara
Grimsby Auxiliary Marine Rescue Unit
Sports & Recreation – “Search and Rescue Vessel”
\$75,000 over one year**

An OTF grant of \$75,000 is enabling the Grimsby Auxiliary Marine Rescue Unit to complete the construction of a new dedicated fully equipped marine search and rescue vessel. Formed in 1989, this volunteer organization provides search and rescue operations covering the waters from the Burlington Canal to the Niagara River. Formerly, the organization relied on a vessel on temporary loan from the Canadian Coast Guard. The new boat will enable volunteers to respond in a timely manner, and in more adverse weather conditions.

**Northwestern
Thunder Bay Boys and Girls
Human & Social Services – “Expanding youth programs”
\$138,000 over three years**

The OTF has awarded the Thunder Bay Boys and Girls Club \$138,000 to expand services, purchase a new van and improve its facilities. The Club has an established reputation for consistently providing high quality programs with limited resources. With OTF funding, the Club is now able to increase use of the gymnasium and expand the tutoring program and the breakfast club.

**Quinte, Kingston, Rideau
Smiths Falls Railway Museum Corporation
Arts & Culture – “Enhancing heritage tourist site”
\$25,000 over ten months**

A \$25,000 grant from the Ontario Trillium Foundation has enabled the Smiths Falls Railway Museum Corporation to hire a curator/manager to promote railway heritage and enhance the organization’s sustainability. This has relieved the administrative burden on volunteers, allowing them to focus on building displays and enhancing the site. In 2000, approximately 9,700 visitors toured the station, which was declared a National Historic Site in the late 1980s.

**Simcoe-York
Orillia Winter Carnival Inc.
Sports & Recreation – “Showcasing city as tourist destination”
\$10,000 over one year**

First launched in the 1930s, the Orillia Winter Carnival was re-launched in 2000. The \$10,000 OTF grant is supporting the Carnival while it establishes its corporate support and fundraising activities aimed at achieving full sustainability. Held on the Orillia waterfront, the Carnival is a low-cost family event featuring a wide variety of displays and activities. Located in “cottage country,” the Orillia Winter Carnival showcases the city as a year-round tourist destination.

**Thames Valley
Youth Opportunities Unlimited
Environment – “Sustainable youth services through environmental responsibility”
\$200,000 over three years**

With OTF’s grant of \$200,000, Youth Opportunities Unlimited is developing a program that supports the environment as well as the local economy. It enables Londoners to support local youth programs by purchasing services and products through the organization’s “Reuse It” program.

**Toronto
The Church in the Great Hall
Human & Social Services – “Employment for street youth”
\$119,000 over three years**

The Church in the Great Hall has been granted \$119,000 in OTF funding to support their youth program “Youthworks.” Funds are being used to expand the food service employment training facility, and to increase the number of program participants and the program’s self-sufficiency. Formed in 1997, Youthworks’ goal is to respond to the unique employment needs of “at-risk” and “street-involved” youth in Toronto’s Parkdale and Trinity-Bellwood communities.

**Waterloo, Wellington, Dufferin
Volunteer Action Centre of Waterloo Region
Human & Social Services – “Breaking barriers for volunteers with
disabilities”
\$176,200 over three years**

With a \$176,200 OTF grant, the Volunteer Action Centre of Waterloo Region, in collaboration with other community organizations, is implementing “Get Ready! Get Set! Volunteer” – a project that helps break down the barriers that keep people with disabilities from participating fully as volunteers.

**Province-Wide
Ballet Jorgen
Arts & Culture – “Supporting Ontario dance groups”
\$184,500 over three years**

The Ontario Trillium Foundation has awarded Ballet Jorgen a grant of \$184,500 to bring ballet to more Ontario communities through tours, and to support and increase audiences for local dance activities. Communities across Ontario are benefiting from the artistic excellence and the economic stimulus generated by these professional dance presentations.

COMMUNITY GRANTS

Algoma, Cochrane, Manitoulin, Sudbury

Organization	Amount	Term
Algoma Friendship Senior Citizens Inc.	8,000	6 months
Algoma Rod and Gun Club Inc.	23,300	1 year
Alpha en Partage de Sudbury Est	75,000	1 year
Association canadienne-française de l'Ontario - Rive-Nord Inc.	25,000	3 months
Association culturelle et professionnelle africaine de Sudbury	15,000	1 year
The Autumn Leaves Senior Citizens of Lee Valley	16,000	6 months
Bel Canto Chorus	5,800	3 months
Big Brothers Association of Sault Ste. Marie, Ontario, Inc.	25,000	1 year
Big Sisters Association of Sault Ste. Marie	25,000	2 years
Brain Injury Association of Sault Ste Marie and District	25,000	2 years
Canadian Bushplane Heritage Centre	75,000	3 years
Canadian Diabetes Association, Sudbury and District Branch	25,000	1 year
Canadian Diabetes Association, Timmins and District Branch	25,000	1 year
The Canadian Hearing Society	100,000	2 years
Canadian Mental Health Association - Sudbury Branch	23,500	3 years
Canadian Mental Health Association - Sudbury Branch	75,000	1 year
Canadian National Institute for the Blind - Sudbury/ Manitoulin District Office	66,000	1 year
The Canadian Red Cross Society, Timmins & District Branch	60,000	3 years
Centre francophone de Sault Ste. Marie	20,000	6 months
Centre régional de loisirs culturels inc.	25,000	1 year
Chapleau Regional Development Corporation	42,600	2 years
Chevaliers de Colomb - Conseil Père Arthur Doyon 7281	9,000	10 months
The Children's Library	10,700	1 year
Children's Mental Health Services (Sudbury)	25,000	1 year
Clean North, the Sault and District Recycling Association	20,000	8 months
Clean North, the Sault and District Recycling Association	24,800	1 year
Le Club Amical du New Sudbury	25,000	1 year
Le Club de la Bonne Humeur d'Opasatika	15,000	6 months
Club Richelieu de Noëlville	20,000	5 months
Club Richelieu, Sudbury	10,600	4 months
Cochrane Food Bank	23,200	5 months
Cochrane Temiskaming Epilepsy Association	25,000	1 year
Community Living Algoma	21,500	1 year
Crime Stoppers of Sault Ste. Marie & District of Algoma Inc.	13,000	4 months
Crime Stoppers of the District of Cochrane	17,600	1 year
The Elizabeth Fry Society - Sudbury Branch	25,000	1 year
Elliot Lake Astronomy Club	7,700	6 months
Elliot Lake Masonic Temple Corporation	25,000	6 months
Les Entreprises Forma-Jeunes Inc.	25,000	1 year
Epilepsy Sudbury-Manitoulin	25,000	1 year
Family Counselling Centre of Sault Ste. Marie and District	68,900	3 years
Fiddleworks of Rayside-Balfour	25,000	2 years
German Culture Club of Timmins	12,000	3 years
Girl Guides of Canada James Bay Frontier Division	15,000	3 months
Le Groupe d'appui VIH-SIDA de Sudbury	25,000	3 years
Guglielmo Marconi Society of Sault Ste. Marie	25,000	6 months
Ininew Friendship Centre	25,000	7 months

Algoma, Cochrane, Manitoulin, Sudbury (continued)

John Howard Society of Sudbury	25,000	18 months
Kapuskasing Nordic Ski Club	25,000	1 year
Kiwanis Club of Sault Ste. Marie	14,000	1 year
Kiwanis Music Festival of Sault Ste. Marie	15,000	2 years
Kiwanis Music Festival of Sudbury	20,000	2 years
Kunuwanimano Child and Family Services	60,000	2 years
Laurentian Student and Community Radio Corporation	75,000	6 months
Learning Disabilities Association of Sault Ste. Marie	66,000	3 years
The Lord's Kitchen Society Inc.	9,000	1 year
Loyal Order of Moose - Sault Ste. Marie Lodge no.535	10,000	1 year
Manitoulin Snowdusters Club	25,000	1 year
McClelland Squash and Fitness Centre	23,300	1 year
Meals on Wheels (Sudbury) Inc.	51,900	3 years
Moosonee Native Friendship Centre	22,500	1 year
The Navy League of Canada-Sudbury Branch	17,000	4 months
Nickel District Easter Seal Society	100,000	2 years
Northern Ontario Art Association (NOAA)	9,400	2 years
Ontario Special Olympics Inc. - 2001 Ontario Olympics Summer Games	75,000	8 months
The Order of the Golden Wing, Inc.	25,000	1 year
Our Children, Our Future - Family Resources	25,000	1 year
Program Read (Sault Ste. Marie)	18,700	15 months
Providence Bay Agricultural Society	25,000	1 year
Providence Bay Curling Club	25,000	4 months
The Renaissance Seniors' Centre	5,300	1 year
Rydal Bank Historical Society	25,000	1 year
The Sault Ste. Marie Community Theatre Centre	75,000	1 year
Silverwater Recreation Centre Inc.	2,400	1 year
Solidarité communautaire pour l'intégration à l'emploi	99,000	3 years
Soo Arena Association	4,500	1 months
Soo Finnish Nordic Ski Club	55,000	3 years
Soo Minor Baseball Association	50,000	2 years
Sudbury Arts Council/Conseil des arts de Sudbury	107,200	5 years
The Sudbury Community Foundation	50,000	3 years
The Sudbury Kinsmen Family Centre Foundation	75,000	1 year
Sudbury Theatre Centre	60,000	3 months
Sudbury Therapeutic Riding Program	42,300	3 years
Therapeutic Ride Algoma	40,700	3 years
Timmins and Area Women in Crisis	25,000	1 year
Timmins Symphony Orchestra Inc.	25,000	3 years
Timmins Therapeutic Riding Association	24,000	1 year
The Timmins Youth Singers Inc.	8,300	3 months
Tissage communautaire de Vallée Est	5,500	3 months
United Way of Sault Ste. Marie	105,000	3 years
United Way/Centraide Sudbury and District	23,700	1 year
Victorian Order of Nurses (VON) - Porcupine Branch	25,000	2 years

Sub-Total:	\$3,038,900
Total Grants	92

COMMUNITY GRANTS

Champlain

Organization	Amount	Term
The Action Centre	91,000	2 years
Air Force Association of Canada, No. 438 (Algonquin) Wing (R.C.A.F.A.)	52,700	10 months
Alzheimer Society of Cornwall and District	122,500	3 years
Anxiety Disorders Association of Ontario	20,000	1 year
Association canadienne-française de l'Ontario - Conseil régional d'Ottawa-Carleton	90,000	3 years
Association française des propriétaires de boisés privés de l'est de l'Ontario (Boisé Est Inc.)	225,000	3 years
Beachburg Agricultural Society	25,000	6 months
Bereaved Families of Ontario-Cornwall and Area	19,200	3 years
The Broken English Theatre Company	25,000	1 year
Bureau central des bénévoles	30,000	1 year
Canadian Centennial Choir/Le Choeur du Centenaire Canadien	16,800	1 year
The Canadian Clock Museum	14,700	3 months
Canadian Red Cross/Croix-Rouge canadienne, Renfrew County and District Branch	20,000	1 year
Canadian Red Cross/Croix-Rouge canadienne, Stormont, Dundas and Glengarry Branch	20,000	1 year
Carlington Community & Health Services	121,200	3 years
Centraide-United Way Prescott-Russell	19,000	10 months
The Central Canada Exhibition Association	25,000	6 months
The Central Children's Choir of Ottawa-Carleton	37,200	1 year
Centre André Deguire	55,000	6 months
Le Centre culturel Les Trois P'tits Points	25,000	3 months
Centre David Smith Centre	24,400	1 year
Centre de santé communautaire de l'Estrie	71,000	2 years
Le Centre préscolaire Coccinelle d'Orléans	40,000	3 months
Centre Recreatif Center	12,700	3 months
Centretown Citizens Ottawa Corporation	68,000	2 years
Chez Mère Bruyère	10,000	3 months
Child & Youth Friendly Ottawa	108,000	5 years
Christie Lake Community Centres	44,400	11 months
Church Council on Justice and Corrections	49,000	2 years
Citizen Advocacy of Ottawa-Carleton	77,500	3 years
Club d'âge d'or du Réveil	14,400	6 months
Club d'amitié Curran	16,200	3 months
Community for Sober Highways and Waterways	15,000	1 year
Community Skiways Inc./Mount Martin Ski Club	24,600	3 months
Conseil de Gestion, Guides franco-canadiennes de Hawkesbury	13,300	1 year
Le Conseil sur le vieillissement d'Ottawa	6,000	5 months
Constance and Buckham's Bay Community Association (C.B.B.C.A.)	20,500	3 months
Cornwall Senior Shuffleboard Club 2000	10,000	1 year
Council for the Arts in Ottawa/Conseil des arts d'Ottawa	70,000	2 years
Dundas Environmental Awareness Group (DEAG)	75,200	18 months
The E.A.G.L.E. Centre	36,000	2 years
East Nepean Baseball Association	29,500	1 year
The Elizabeth Fry Society of Ottawa	50,000	2 years

Champlain (continued)

EnviroCentre	225,000	3 years
Fairview Child Care Centre of Ottawa Inc.	63,000	1 year
Family Service Centre of Ottawa-Carleton	75,000	6 months
The Food Bank/La Banque d'alimentation	25,100	6 months
The Glengarry Pipe Band Assn. Inc.	6,000	1 year
Glengarry Sports Hall of Fame	9,000	18 months
Gloucester Arts Council	90,000	3 years
Gloucester Recreation Development Organization	100,000	5 years
Granite Curling Club of West Ottawa, Inc.	23,000	3 months
Great Canadian Theatre Company (GCTC)	14,100	1 year
Greater Barrhaven Softball League Inc.	3,500	3 months
Greater Petawawa Minor Hockey Association Inc.	16,700	1 year
Grey Sisters of the Immaculate Conception for Good Day Workshop	95,000	2 years
Habitat for Humanity, Seaway Valley	65,000	1 year
Harvest House	42,500	1 year
The Hospice at May Court	59,600	1 year
House of Hope/La Maison de l'Espérance	75,000	1 year
Institut canadien-français d'Ottawa	4,500	1 year
Jewish Family Services of Ottawa-Carleton	120,000	2 years
Jewish Family Services of Ottawa-Carleton	175,000	3 years
John Howard Society of Ottawa-Carleton	10,000	1 year
Kanata Knights Football Club	50,700	5 years
Kanata Music Association	15,000	1 year
Kanata Research Park Family Centre	65,000	2 years
Kiwanis Club of Ottawa	33,000	6 months
Learning Disabilities Association of Ottawa-Carleton	65,000	2 years
Les ateliers de l'Élan Inc.	54,700	2 years
Les Chansonniers de Gloucester	9,000	3 months
Lifetime Networks Ottawa	72,000	3 years
Line 1000 Placement Services, Inc.	68,300	1 year
Madawaska Valley Community Arts Council	18,000	1 year
MASC, Artists for School and Communities	128,000	3 years
Merivale United Church	17,600	1 year
The Multicultural Health Coalition of Ottawa-Carleton	120,000	2 years
Myers Riders Football Club	42,400	6 months
Naomi's Family Resource Centre	49,000	1 year
National Capital Music Academy	12,000	6 months
Navy League of Canada - Cornwall Branch	16,000	10 months
The Neighbourhood Coalition for Conflict Resolution (NCCR)	164,000	3 years
Nelson House of Ottawa-Carleton	35,000	2 years
Nepean Community Resource Centre	185,000	4 years
Nepean Little Theatre (NLT)	25,000	3 months
New Beginnings for Youth	23,800	6 months
North Renfrew Family Services Inc.	10,200	8 months
Oneness-World Communications	60,000	2 years
Opera Lyra Ottawa	40,000	6 months
Operation Go Home	67,000	2 years
Orleans Bengals Football Club	32,500	1 year
Orleans Young Players Theatrical School (OYP)	10,000	4 months
Ottawa Centre for Research and Innovation (OCRI)	130,000	3 years
Ottawa Citizens Bluesfest	50,000	1 year
Ottawa Colts Football Club	42,000	3 years
Ottawa Community Loan Fund	194,300	3 years
Ottawa Federation of Parents' Day Care Centres	39,400	6 months
Ottawa Highland Dancing Association	6,800	2 years

Champlain (continued)

Ottawa Sooners Sports Club	60,000	3 years
Ottawa Valley Mobile Radio Club Inc.	7,600	1 year
Ottawa-Carleton International Plowing Match 2001	75,000	1 year
Ottawa-Carleton Wildlife Centre, Inc.	75,000	1 year
Pacers Speedskating Club of Ottawa	20,000	1 year
La Paroisse Très-Sainte-Trinité	30,000	1 year
Pembroke & Area Chamber of Commerce	18,300	6 months
Pembroke Alpine Ski Club Inc.	50,000	6 months
Petawawa Minor Baseball Inc.	8,500	6 months
The Petawawa Ski Club	13,500	1 year
The Phoenix Centre for Children and Families	24,500	1 year
Pinecrest-Queensway Health and Community Services	208,000	3 years
Pinecrest-Queensway Health and Community Services	90,000	3 years
Prescott Players	12,000	6 months
Radio communautaire Cornwall-Alexandria inc.	24,000	1 year
Rainbow Valley Community Health Centre Inc. (RVCHC)	37,600	6 months
Le Regroupement des parents et amis des enfants sourds et malentendants franco-ontariens (RESO)	55,000	1 year
Regroupement touristique de Prescott Russell	12,000	1 year
Renfrew & Area Children/Youth Chorus and Adult Community Choir	14,800	6 months
Renfrew Lumber Baron Summer Festival Association	14,000	1 year
Réseau des services de santé en français de l'Est de l'Ontario	72,600	15 months
Rideau Environmental Action League (REAL)	87,700	2 years
Rideau Street Youth Enterprises	135,000	3 years
Ross Township Historical Society	23,600	2 years
The Rotary Club of Nepean-Kanata	25,000	1 year
The Rotary Club of Petawawa	75,000	1 year
Royal Canadian Legion, Westboro Branch #480	33,400	6 months
Russell Historical Society - Keith Boyd Museum	6,800	3 months
S. D. & G/Akwesasne Children's Treatment Centre	50,000	3 years
The School of Dance	75,000	6 months
Seaway District Campus-Community Radio Ltd.	44,500	3 years
Seaway Valley Singers	13,000	2 years
Serenity Renewal for Families	102,000	2 years
Service d'entraide communautaire pour les personnes âgées francophones	50,000	1 year
Service de médiation locataires/locateurs d'Ottawa-Carleton	24,800	8 months
Ski-Vent Clic Inc. Cross-Country Ski Club	9,200	4 months
Social Planning Council of Ottawa-Carleton	22,500	8 months
Société franco-ontarienne d'histoire et de généalogie - La Régionale St-Laurent inc.	15,000	6 months
Société franco-ontarienne d'histoire et de généalogie, Samuel de Champlain	10,000	6 months
Soins à Domicile de l'Ontario	25,000	1 year
South Ottawa Little League	22,000	1 year
Stittsville Sunshine Club	3,500	1 year
Stormont, Dundas and Glengarry Historical Society	15,000	6 months
The Students Commission/La Commission des étudiants	25,000	3 months
Théâtre des Lutins	75,000	3 years
Théâtre du Trillium	35,000	6 months
Théâtre La Catapulte	25,000	6 months
Tots and Toys	13,000	1 year
Twin Elm Rugby Park	75,000	6 months
Vankleek Hill Minor Hockey Association	16,000	6 months
Vankleek Hill Music Festival	13,500	25 months

Champlain (continued)

Victorian Order of Nurses, Eastern Counties Branch	106,000	3 years
Villa Marconi Long Term Care Center	75,000	6 months
Waupoos Foundation	60,000	3 months
West Carleton Minor Hockey Association Incorporated	43,300	1 year
Winchester Lions Club	65,000	1 year
World Inter-Action Mondiale (WIAM)	51,900	2 years
Worldfest/Festimonde Cornwall	12,000	1 year
<hr/>		
Sub-Total:	\$7,668,800	
Total Grants		156

COMMUNITY GRANTS

Durham, Haliburton, Kawartha, Pine Ridge

Organization	Amount	Term
The Peterborough LETS Exchange Community Association	60,000	2 years
4th Line Theatre Company of Peterborough Inc.	75,000	3 years
A. Sheila Boyd Foundation	40,500	6 months
Alderville First Nation	19,500	1 year
Alzheimer Society of Victoria County	98,800	3 years
Asphodel - Norwood Friendship Club	3,900	1 year
Bereaved Families of Ontario-Durham Region	75,700	4 years
Big Brothers and Big Sisters Association of Peterborough Inc.	18,500	1 year
Big Brothers of Clarington	74,300	1 year
The Bobcaygeon Olde Tymers	9,000	1 year
Building Better Lives	150,000	2 years
Business Advisory Centre Durham Inc.	75,000	1 year
Campbellford/Seymour Heritage Society	24,500	1 year
The Canadian Canoe Museum	39,000	1 year
Canadian Diabetes Association - Lindsay & District Branch	7,900	1 year
Canadian Mental Health Association - Durham Region	72,100	9 months
Capitol Theatre Heritage Foundation	75,000	1 year
Cardiac Rehabilitation Organization	85,000	3 years
Cartwright Sports & Recreation Inc.	75,000	1 year
Central Lake Ontario Conservation Authority	58,500	1 year
Christ Church Community Nursery School Inc.	13,000	1 year
Clarington Concert Band Inc.	55,000	1 year
Clarington Older Adult Association	75,000	3 years
The Clarington Speed Skating Club	23,000	1 year
Clarington Tigercats Football Club	24,000	1 year
The Community Foundation of Durham Region	112,700	3 years
Community Opportunity & Innovation Network (Peterborough) Inc.	120,000	3 years
Council for Persons with Disabilities (Peterborough)	17,500	1 year
Durham Deaf Services	75,000	1 year
Durham Farm and Rural Family Resources	11,000	1 year
Durham Philharmonic Choir (DPC)	10,000	3 years
Durham Region Community Care Association	174,100	3 years
Five Counties Children's Centre	76,000	3 years
The Frenchman's Bay Community Association	4,500	1 year
Friends of Second Marsh	62,000	10 months
Haliburton County Development Corporation-Arts Committee	25,000	1 year
Haliburton Curling Club	22,000	1 year
La Jeunesse Youth Orchestra (LJYO)	19,500	1 year
Kawartha Fisheries Association (KFA)	300,000	4 years
Knox United Church	24,900	1 year
Lakefield Co-operative Nursery School	10,200	1 year
Leading Tone Arts Productions	27,500	1 year
Learning Disabilities Association of Peterborough	65,600	3 years
Lifeline Telecare Lindsay Inc.	19,200	4 years
Lindsay Agricultural Society	52,000	6 months
Lindsay Boys and Girls Club	75,000	1 year
The Lindsay Gallery Inc.	74,900	28 months
Literacy Network of Durham Region (LiNDR)	24,600	3 months

Durham, Haliburton, Kawartha, Pine Ridge (continued)

Lydian Wind Ensemble	38,900	3 years
Market Hall Performing Arts Centre Inc.	19,700	1 year
Minden Indoor Lawn Bowling Club	10,000	2 years
Minden Minor Hockey Association	17,000	1 year
New Canadians' Centre	18,000	2 years
Northumberland CAP Community Internet	14,200	8 months
Northumberland Orchestra Society	80,000	3 years
Northumberland Senior Games Association	12,500	1 year
Nursery Two Inc.	40,000	2 years
Old Millbrook School Family Centre	60,000	1 year
Omeme Curling and Recreation Club Inc.	22,700	1 year
Ontario March of Dimes	50,000	1 year
Oshawa Senior Citizens Centres (OSCC)	75,000	6 months
The Parkwood Foundation	75,000	1 year
Peterborough AIDS Resource Network	159,200	3 years
Peterborough Christian Fellowship	20,000	3 months
The Peterborough Community Housing Development Corporation	60,000	3 years
Peterborough Green-Up	95,400	3 years
Peterborough Social Planning Council	72,200	21 months
Peterborough Social Planning Council	85,400	13 months
Peterborough Summer Festival of Lights	25,000	2 months
Port Hope Ecology Garden	50,700	3 years
Port Perry Community Curling Club Inc.	72,000	1 year
Resources for Exceptional Children - Durham Region	75,000	6 months
The Robert McLaughlin Gallery	25,000	6 months
Rose of Durham Young Parents Support Services	25,000	1 year
Rotary Club of Colborne	8,700	6 months
Rotary Club of Pickering	14,500	4 months
Royal Canadian Legion Branch #419	50,000	1 year
The Royal Canadian Legion, Branch 100	75,000	1 year
Save the Rouge Valley System Inc.	35,500	5 years
South Oshawa Community Development Project (SOCDP)	185,700	3 years
South Oshawa Community Development Project (SOCDP)	291,100	4 years
St. Martin's Knights of Columbus Council #10665	25,000	1 year
The Transition House Coalition of Northumberland	85,000	2 years
Uxbridge Bowling Club	20,300	1 year
Uxbridge Conservation Association (UCA)	104,800	2 years
Uxperience	20,200	3 months
Victoria County Association for Community Living	19,800	6 months
The Visual Arts Centre of Clarington	247,800	5 years
Volunteer Resource Centre for Durham Region	71,700	1 year
Westben Arts Festival Theatre, Inc.	75,000	2 years
Whitby Girls' Hockey Association	128,100	3 years
Whitby Heritage Community Association	75,000	1 year
WindReach Farm	20,300	6 months
Women's Rights Action Coalition of Durham	75,000	1 year
Woodville & District Lions Club	65,000	1 year
YWCA of Oshawa	94,800	2 years
<hr/>		
Sub-Total:	\$5,816,600	
Total Grants		96

COMMUNITY GRANTS

Essex, Kent, Lambton

Organization	Amount	Term
The 404 Townhouse Sarnia Incorporated	25,000	3 months
The 404 Townhouse Sarnia Incorporated	90,000	2 years
A.I.D.S. Support Committee of Sarnia/Lambton Inc	70,000	2 years
Alzheimer Society of Chatham-Kent	133,000	5 years
Amherstburg Food and Fellowship Mission	75,000	1 year
Arts Council Windsor & Region	85,500	3 years
Bluewater Gymnastics Club Sarnia Inc	24,000	1 months
Botany Community Agricultural Centre Inc	19,100	1 year
Brentwood Recovery Home	221,400	3 years
Canadian Diabetes Association - South West District	80,000	2 years
The Canadian Hearing Society – Sarnia-Lambton	51,600	1 year
Canadian Mental Health Association-Windsor/Essex County Branch	25,000	6 months
Canadian Red Cross Society, Sarnia-Lambton Branch	10,000	3 months
The Capitol Theatre and Arts Centre	75,000	1 year
Catherine McVean Chapter IODE	22,700	1 year
Centres for Seniors Windsor	5,000	1 months
Chatham Bluebird Club	2,000	2 years
Chatham Girls Hockey Association	12,900	4 months
Chatham-Kent Crime Stoppers	25,000	1 year
Chatham-Kent Farm Safety Association	70,000	2 years
Chatham-Kent Inline Hockey Association	24,500	1 months
Chatham/Kent Business & Community Development Corporation	72,900	3 months
Children's Achievement Centre	14,000	1 year
Club de l'amitié de Pain Court	10,000	1 year
Le Club Jolliet	40,000	2 years
Le Comité organisateur des fêtes du Tricentenaire de la région Windsor-Détroit	75,000	15 months
Community Concerns for the Medically Fragile	25,000	1 year
Core City Hoops Association	11,100	6 months
East Windsor Community Service Centre	75,000	1 year
Essex Area Food Bank	21,500	6 months
Essex County Steam & Gas Engine Museum Inc.	25,000	1 year
Grand Bend & Area Horticultural Society	7,500	6 months
Growing Together Daycares (G.T.D.)	9,000	3 years
Harrow and Colchester South Youth Centre	47,000	2 years
Heritage Days - "The Faire At The Forks"	25,000	1 year
Huron House Boys' Residential Home	125,000	2 years
John Howard Society of Windsor-Essex County	24,000	1 year
Junior Achievement of Windsor/Essex County Inc.	68,000	1 year
Kingsville-Essex Associated Band	36,200	1 year
Lambton Drug Awareness Action Committee	22,000	2 years
Lambton Elderly Outreach	25,000	1 year
Legal Assistance of Windsor	24,800	14 months
Mothers Against Drunk Driving	25,000	1 year
Multicultural Council of Windsor-Essex County	64,000	3 years
The North American Black Historical Museum & Cultural Centre, Inc.	75,000	1 year
North Lambton Social Services Centre	60,700	3 years
Optimist Club of Alvinston & Districts	53,000	4 months

Essex, Kent, Lambton (continued)

Optimist Club of Watford	30,000	1 year
Pelee Island Summer Theatre	25,000	1 year
The Petrolia Discovery Foundation Incorporated	73,600	2 months
Project H M S Detroit	91,000	3 years
Ridgetown and District Chamber of Commerce	14,000	1 year
Rondeau Yacht Club	67,400	1 year
Royal Canadian Naval Association Chatham and Area	1,200	1 year
Sandwich Community Health Centre Inc.	185,700	3 years
Sandwich Teen Action Group	163,100	3 years
The Sarnia Drama League	75,000	4 months
Sarnia Historical Society	22,600	3 months
The Sarnia Lambton Arts Council	6,000	1 year
Sarnia Lambton Rebound- A Program for Youth, Inc	22,000	1 year
The Schizophrenia Society of Ontario Windsor-Essex Chapter	17,500	1 year
Sexual Assault Survivors' Centre Sarnia-Lambton	18,500	3 years
Society of St. Vincent de Paul	25,000	2 months
Somali Community of Windsor	20,300	1 year
The St. Clair Youth Ballet	12,000	2 years
St. Leonard's House - Windsor	110,400	2 years
Sun County AAA Minor Hockey Association	10,200	6 months
Tecumseh Area Historical Society	17,300	1 year
Teutonia Soccer Group of Windsor	17,800	1 year
Theatre Windsor Inc.	10,200	2 months
Tilbury Information and Help Centre	18,300	4 months
United Way of Chatham-Kent	219,000	3 years
United Way/Centraide of Windsor-Essex County	66,000	1 year
Victorian Order of Nurses, Chatham-Kent	40,000	6 months
The Well-Come Centre for Human Potential	75,000	1 year
Windsor Community Living Support Services	143,400	3 years
Windsor Homes Coalition Inc.	24,800	3 months
Windsor Jaycees Community Centre	100,000	2 years
Windsor Jewish Federation - The I.L. Peretz House	188,000	3 years
Windsor New Vision Lions Club	8,100	1 year
The Windsor Wood Carving Museum	25,000	1 year
Windsor-Essex Children's Aid Society	7,700	3 months
Windsor-Essex Metis Community Council	2,200	6 months
Windsor/Essex County Sports Hall of Fame and Museum	31,000	7 months
The Women's Interval Home of Sarnia and Lambton Inc	75,000	1 year
Word of Life Church	35,900	6 months

Sub-Total:	\$4,302,600
Total Grants	86

COMMUNITY GRANTS

Grand River

Organization	Amount	Term
Adult Mental Health Services of Haldimand-Norfolk	1,000	6 months
Arcady	30,500	2 years
Army, Navy & Air Force Veterans Club	15,000	3 years
Big Brothers of Brantford and District	83,300	2 years
Boys and Girls Club of Brantford	14,000	2 months
Brant & District Football Club	6,300	3 months
Brant Alcove Rehabilitation Services	5,000	2 months
Brant Brantford Crime Stoppers	5,000	1 year
Brant Synchro Club	3,000	1 months
Brant United Way	95,300	18 months
Brant United Way	24,500	6 months
Brant Waterways Foundation	75,000	1 months
Brantford Aquatic Club	17,000	2 years
The Brantford Dutch Club "The Windmill"	5,000	1 year
Brantford Symphony Orchestra Association Inc,	5,000	1 year
Brantwood Residential Development Centre	44,300	1 months
Briers Basketball Club	19,200	1 year
The Burford Lions Club	9,000	2 months
Caledonia and District Multi-Service Centre	63,200	2 years
Canadian Drilling Rig Museum	86,500	2 years
Canadian Red Cross Society, Brantford Branch	15,000	1 year
Cayuga and District Chamber of Commerce	24,300	6 months
The Chamber of Commerce of the Town of Dunnville	30,000	3 years
Cottonwood Mansion Preservation Foundation	7,200	6 months
Dunnville Music Festival Corporation	35,000	2 years
Enterprise Brant	38,000	2 years
Erie's North Shore Housing Inc.	20,000	2 years
Friends of Paris Culture/Hamilton Place Conservatory	25,000	3 years
The Grand River Chorus Association Inc.	25,000	1 year
Grand River Employment and Training Inc.	5,000	1 months
Grand River Gymmies Inc.	20,000	2 months
Haldimand Association for the Developmentally Challenged	7,900	2 months
Haldimand Association for the Developmentally Challenged	109,000	2 years
Haldimand Association for the Developmentally Challenged	36,600	2 months
Haldimand-Norfolk Women's Services	20,000	6 months
Haldimand-Norfolk YM-YWCA	5,500	1 months
Heritage Mount Pleasant	7,000	1 year
Lighthouse Festival Theatre	30,000	1 year
Lighthouse Festival Theatre	12,400	1 months
Lighthouse Festival Theatre	5,000	3 years
The Lower Grand River Land Trust Foundation, Inc.	77,400	2 years
Norfolk Historical Society	65,000	2 years
Old Town Hall Asssocation	25,000	6 months
Ontario Genealogical Society, Brant County Branch	10,100	6 months
Operation Lift	34,200	1 year
Optimist Club of Paris Inc	16,000	2 months
Optimist Club of Paris Inc	5,000	6 months
The Optimist Club of Scotland and District	19,400	8 months

Grand River (continued)

Paris Performer's Theatre	10,000	6 months
Royal Canadian Legion, Branch 79 Simcoe	8,800	6 months
Simcoe Co-operative Preschool Inc.	3,000	6 months
Simcoe Curling Club	12,300	5 months
St. Leonard's Society of Brant	81,600	18 months
The Town of Simcoe Foundation	3,000	3 months
Townsend Lions Club	15,000	1 year
Victim Services of Brant	9,800	1 year
Vittoria Lions Club	4,500	1 months
Waterford and Townsend Historical Society	2,300	1 months
Woodland Cultural Centre	38,000	2 years
Young Theatre Players	25,000	2 years

Sub-Total:	\$1,550,400
Total Grants	60

COMMUNITY GRANTS

Grey, Bruce, Huron, Perth

Organization	Amount	Term
AIDS Action Committee of Perth County	91,400	2 years
L' Arche Stratford	46,500	3 years
Beautiful Joe Heritage Society	43,000	2 years
Caledon Contemporaries	15,300	7 months
Canadian Mental Health Association, Grey-Bruce Branch	63,000	2 years
The Children's Aid Society of Owen Sound and the County of Grey	60,000	2 years
Chippewas of Nawash, Reserve #27	24,000	1 year
Community Living Kincardine and District	3,300	6 months
Community Living Owen Sound and District	52,900	2 years
Craigeith Community Centre	4,500	1 year
Crossover Festival of Music (Wingham) Limited - o/a Wingham Town Hall Heritage Theatre	41,500	1 year
Feversham and District Kinsmen Club	18,600	11 months
Georgian Bay Folk Society	12,000	16 months
Georgian Bay Sailing Association	45,000	3 years
Georgian Riding Association for Challenged Equestrians	60,000	3 years
The Georgian Theatre Festival	45,000	3 years
Girl Guides of Clysdale Division	14,300	1 year
Goderich Celtic Folk Society	15,000	5 months
Goderich Little Theatre	25,000	2 years
Grey County Agricultural Services Centre	94,500	3 years
Hanover Lawn Bowling Inc	20,900	1 year
Huron County Community Child Abuse Coordinating Committee	65,300	2 years
Huron County Crime Stoppers Inc.	15,500	1 year
Huron Pioneer Thresher and Hobby Association	21,700	6 months
Huron Tourism Association	60,000	2 years
Huron United Way	35,500	15 months
Knox Presbyterian Church	25,000	3 months
M'Wikwedong Native Cultural Resource Centre	57,000	15 months
M'Wikwedong Native Cultural Resource Centre	42,800	5 months
The Marsh Street Community Centre	68,000	1 year
The Optimist Club of Mitchell	24,800	18 months
The Owen Sound and Area Family Y (YMCA Community & Employment Services)	88,900	2 years
Owen Sound Artists' Co-operative Inc.	34,000	3 years
Perth County Historical Foundation	12,800	3 years
Port Elgin & District Chamber of Commerce	113,000	2 years
The Quilt: A Breast Cancer Support Project	23,000	7 months
R.E. Pooley Br. 167 Royal Canadian Legion	45,000	6 months
Rotary Club of Lion's Head	35,000	3 months
Sheatre Educational Alternative Theatre (Huron)	25,000	1 year
St. John's United Church (The Literacy Network/Parent Advisory Committee)	25,000	1 year
St. Marys Agricultural Society	5,100	6 months
St. Marys Children's Choir	7,000	8 months
St. Marys Youth Center	113,900	3 years
Stratford Art Association	70,000	2 years
Stratford Concert Choir	4,100	2 months

Grey, Bruce, Huron, Perth (continued)

Sydenham Conservation Foundation	66,000	3 years
United Way of Bruce Grey	17,400	1 year
Women's Shelter and Counselling Services of Huron	189,400	3 years

Sub-Total:	\$2,085,900	
Total Grants		48

COMMUNITY GRANTS

Halton-Peel

Organization	Amount	Term
A Cappella Showcase	7,000	6 months
African Community Services of Peel	118,700	2 years
Aldershot Community Council	198,800	3 years
ArtsWest	133,400	3 years
Best Start Health Coalition in Peel	27,500	6 months
Brampton Excelsiors Lacrosse Club Inc.	225,000	4 years
Brampton Historical Society	18,200	1 year
Brampton Lawn Bowling Club	40,000	1 year
Brampton Multicultural Community Centre	197,200	3 years
Brampton Rugby Football Club Inc.	74,800	1 year
Burlington Lawn Bowling Club	58,000	1 year
Burlington Rotary Community Hospice Inc.	210,000	3 years
Caledon Community Services	10,000	3 months
Caledon Countryside Alliance	200,800	3 years
Canadian Merchant Navy Veterans Association, Inc.	10,700	1 year
Chamber Music Society of Mississauga	42,500	2 years
Child Find Ontario Inc	25,000	6 months
City of Brampton Concert Band	75,000	14 months
Community Leadership Alliance of Peel	160,000	3 years
Community Living Mississauga	220,000	3 years
Congress of Black Women (Mississauga) Non-Profit Housing Inc.	21,000	2 years
Credit Valley Lawn Tennis Club	75,000	1 year
Drury Lane Theatrical Productions Inc.	75,000	1 year
Elizabeth Fry Society of Peel-Halton	75,000	1 year
Erin Mills Drum & Bugle Corp.	119,500	3 years
Family Services of Peel	268,000	4 years
Georgetown Hockey Heritage Council	75,000	1 year
Halton Amateur Radio Club Inc.	24,900	1 year
Halton Multicultural Council	194,300	3 years
Halton Multicultural Council	157,800	3 years
Halton Resource Connection	52,000	3 years
Halton Social Planning Council and Volunteer Centre	27,000	1 year
Halton Social Planning Council and Volunteer Centre	100,600	3 years
Halton Trauma Centre	24,000	3 years
Hamilton Community Foundation	60,000	18 months
Headwaters CountryTourism Association	12,000	3 years
Heritage Foundation of Halton Hills	9,900	4 months
Inter-Cultural Neighbourhood Social Services (Mississauga)	243,000	4 years
Interim Place	75,000	1 year
Junior Achievement of Halton	173,600	3 years
Kerry's Place Autism Services - Peel-Halton Centre	17,000	1 year
Kiwanis Club of Georgetown	12,500	6 months
MacDonald Caledonia Juvenile Pipe Band	20,000	1 year
The Malton Black Development Association	30,000	3 months
Meadowvale Theatre	34,500	3 years
Milton Historical Society	75,000	1 year
Milton Lawn Bowling Club	64,000	1 year
Milton Players Theatre Group	25,000	2 years

Halton Peel (continued)

Milton Skating Club	65,000	3 years
Milton Springers Gymnastics Club	65,800	2 years
Mississauga Arts Council	140,400	3 years
Mississauga Choral Society	105,000	3 years
Mississauga Concert Band	23,600	1 year
Mississauga Festival Choir	13,100	3 months
Mississauga Garden Council	145,000	2 years
Mississauga International Children's Festival	155,000	3 years
Mississauga Living Arts Centre	25,000	3 months
Mississauga Minor Basketball Association	60,000	3 years
Mississauga Players Theatre Group	23,300	1 year
Mississauga Shrine Club	75,000	3 months
Mississauga Theatre Alliance	55,000	6 months
Mississauga Youth Orchestra	23,300	6 months
Newnorth Rhythmic Gymnastics of Mississauga	38,000	2 years
North Halton Cultural Awareness Council	72,400	32 months
Norval Community Association	7,700	3 months
The Oakville Children's Choir	94,000	3 years
Oakville Distress Centre	94,000	3 years
Oakville Waterfront Festival	30,000	3 years
Ontario Cycling Association	46,000	3 months
Ontario Senior Games Association, Halton District #21	19,400	5 years
Optimist Club of Burlington Inc.	75,000	4 months
Palgrave Rotary Club	75,000	1 year
Peel Children's Centre	206,800	3 years
Peel Halton Acquired Brain Injury Services	45,400	6 months
Peel Literacy Guild Inc.	150,000	4 years
Peel Lunch and After School Program - Child Care Services	203,300	3 years
Perpetual Bazaar Incorporated	16,500	2 years
Postpartum Adjustment Support Services	225,000	3 years
The Rotary Burlington Fall Music Festival	15,000	1 year
Rotary Club of Bolton	25,000	6 months
Scouts Canada, Brampton District	22,300	1 year
Scouts Canada, Central Escarpment Region	267,000	4 years
Social Planning Council of Peel	73,500	1 year
The Society of Saint Jude	35,000	1 year
Southern Ontario Chamber Music Institute	75,000	3 years
St. John Ambulance, Brampton Branch	75,000	1 year
St. John Ambulance, Mississauga Branch	25,000	1 year
Streetsville Historical Society	40,000	1 year
Supported Training and Rehabilitation in Diverse Environments	70,000	1 year
Supportive Housing In Peel	204,000	3 years
Team Gymnastic Giants Boys Incorporated	67,500	3 years
Track 2000 BMX Club Incorporated	14,000	14 months
Upper Credit River Rehabilitation Program	71,000	3 years
Vita Manor of Peel Region	25,000	6 months
Volunteer Centre of Peel	184,000	3 years
Willow Park Steering Committee, Rotary Club of Georgetown	126,100	30 months
YMCA of Oakville	220,000	4 years
Youth Action Network	8,000	6 months
Zonta Club of Mississauga	15,500	1 year

Sub-Total:	\$8,224,100
Total Grants	99

COMMUNITY GRANTS

Hamilton-Wentworth

Organization	Amount	Term
ACTION 2020 Hamilton-Wentworth	48,500	1 year
African Caribbean Cultural Potpourri Inc	24,000	1 year
Art Gallery of Hamilton	195,000	3 years
Bay City Railway Historical Foundation	3,000	3 months
Beverly Heritage Society	16,000	1 year
Big Brothers Association of Burlington and Hamilton-Wentworth	68,700	1 year
Brott Music Festival	75,000	4 months
Canadian Orpheus Male Choir (Hamilton)	4,880	1 year
CANUSA Games	15,000	3 months
Carlisle Play and Learn Support Group (PALS)	113,400	5 years
Culture for Kids in the Arts	64,000	1 year
Dundas District Civitan Club	48,000	1 year
Dundas District Civitan Club	8,200	6 months
Dundas Heritage Association Inc.	5,200	1 year
The Dundas Junior Hockey Club Inc.	5,000	1 year
Dundas Valley School of Art	71,500	6 months
Durand Neighbourhood Association Inc.	12,750	1 year
Friends in Grief, Inc.	5,000	6 months
Hamilton & Region Arts Council	110,000	3 years
Hamilton Aquatic Water Polo Club	56,400	2 years
Hamilton Association for Community Living	111,700	2 years
Hamilton East Kiwanis Boys' and Girls' Club	10,000	1 year
The Hamilton Family Network	60,000	3 years
Hamilton Jewish Home for the Aged	174,200	3 years
Hamilton Junior Football Club Inc.	26,900	1 year
Hamilton Mountain Heritage Society	15,000	6 months
Hamilton Naturalists' Club	81,500	3 years
Hamilton Naturalists' Club	143,700	20 months
The Hamilton Urban Theatre Association	20,000	1 year
Hamilton Wentworth Regional Discharge Planning Working Group	48,130	6 months
Hamilton Wrestling Club	80,670	3 years
Hamilton-Wentworth Green Venture	225,000	3 years
The Industry-Education Council, Hamilton-Wentworth	119,500	3 years
The Living Rock	123,400	3 years
Mission Services of Hamilton Inc.	190,000	3 years
Multiple Sclerosis Society of Canada - Hamilton and District Chapter	131,200	3 years
The Navy League of Canada, Hamilton Branch	84,400	14 months
Neighbour to Neighbour Centre	108,700	2 years
The New Hamilton Orchestra Corporation O/A The Hamilton Philharmonic Orchestra	23,100	1 year
Opera Ontario Incorporated	75,000	1 months
The Optimist Club of Strabane	127,000	15 months
Out of the Cold	15,000	3 years
Planned Parenthood Society of Hamilton	20,000	1 year
Second Stage Housing Emergency Shelter Foundation of Hamilton Wentworth	50,500	3 years
Seniors Activation Maintenance Program of Hamilton Inc.	74,591	1 year
Settlement and Integration Services Organization	75,000	4 months

Hamilton-Wentworth (continued)

St. Giles United Church	35,100	6 months
STAR of Hamilton Wentworth	105,000	3 years
Steel City Sound Youth Ensemble	24,500	1 year
Tele-touch	37,800	1 year
Umbrella Family and Child Centres of Hamilton	25,000	1 year
VHA Health and Home Support Services	45,000	2 years
Volunteer Centre of Hamilton & District	84,000	15 months
Wellington Psychiatric Outreach Program	60,000	1 year
The YMCA of Hamilton/Burlington	50,000	1 year
YWCA of Hamilton	41,500	5 months

Sub-Total:	\$3,671,621
Total Grants	56

COMMUNITY GRANTS

Muskoka, Nipissing, Parry Sound, Timiskaming

Organization	Amount	Term
288 Royal Canadian Air Cadets	5,751	2 months
AIDS Committee of North Bay and Area (ACNBA)	55,000	2 years
Algonquin Academy of Wilderness & Wildlife Art	25,000	1 year
Algonquin Nation Secretariat	24,000	1 year
Algonquin Park Gallery & Museum Inc.	44,000	1 year
Baysville Autumn Leaves Seniors Club	18,000	1 year
Baysville Curling Club	24,000	4 months
Big Sisters of North Bay Incorporated	23,000	1 year
Bonfield Agricultural Society	24,000	4 months
Bracebridge Historical Society	3,500	7 months
The Bunker Military Museum of Cobalt	4,800	3 months
Canadian National Institute for the Blind	22,500	1 year
The Canadian Red Cross Society, North Bay Branch	17,000	1 year
Centre social et culturel de Lavigne, Ontario	24,600	3 months
Children's Aid Society for the Districts of Nipissing and Parry Sound	21,000	3 months
Cochrane Temiskaming Epilepsy Association	32,000	2 years
Community YWCA of Kirkland Lake	24,000	2 years
CONNECTIONS - Today's Youth, Tomorrow's Future	67,500	2 years
Dorset Senior's Club	25,000	6 months
Eagle Lake Conservation Association	10,500	19 months
East Ferris Council No.6664 Service Club	20,000	4 months
The Georgian Bay Osprey Society	18,500	1 year
Gurd & Area Historical Corporation	22,000	6 months
The Heritage River Music Festival	25,000	1 year
Jeunesse en marche du Timiskaming	21,300	6 months
Kabaret Charitable Foundation	20,000	3 months
Kirkland Lake Soccer Association	20,000	3 months
MacTier Curling Club	20,000	4 months
Madadjiwan Economic Development Corporation	20,000	3 years
Matachewan Pioneer Club	5,000	2 months
Mattawa Child Care Centre	25,000	5 months
Mattawa Golden Age Club	13,000	4 months
Mno Bmaadaziwin	12,700	6 months
Muskoka Family Focus and Children's Place	25,000	3 years
Muskoka Heritage Foundation	5,000	1 year
Muskoka Lakes Museum	33,000	1 year
Muskoka Lakes Music Festival	20,000	2 years
Muskoka Legal Clinic	25,000	1 year
Muskoka-Parry Sound Community Mental Health Service	33,000	1 year
Muskoka/Parry Sound Coordinated Sexual Assault Services	25,000	1 year
Nipissing First Nation - The Lawrence Commanda Health Centre	10,000	4 years
Nipissing First Nation Youth Council	17,000	1 year
Nipissing Stage Company	32,000	6 months
North Bay & District Association for Community Living	10,000	1 year
North Bay and Area Disabled Adult and Youth Centre	42,000	4 months
North Bay Area Museum Society	24,700	1 year
North Bay Social Planning Council	15,500	1 year
North Bay Symphony Society	25,000	1 year

Muskoka, Nipissing, Parry Sound, Timiskaming (continued)

Our Lady of Mercy Church	33,000	4 months
P.A.R.C. Association	23,200	1 year
Parry Sound Anglers and Hunters Inc.	20,000	10 months
Parry Sound Curling Club	20,000	4 months
People for Equal Partnership in Mental Health	25,000	2 years
Pow Wow Day Nursery	12,900	1 year
Project Flanders 2000 Memorial Wall	8,000	4 months
Reorganized Church of Jesus Christ of Latter Day Saints - New Liskeard Congregation	10,000	3 months
Rotary Club of Gravenhurst	14,400	2 years
Royal Canadian Legion, Branch 161	46,000	1 year
Royal Canadian Legion, Branch 591	75,000	6 months
Shawanaga First Nation - Education Department	6,800	1 year
La Société historique du Nipissing	15,000	6 months
Temagami Community Foundation	13,300	1 year
Temagami Station Restoration Trust	16,200	1 year
Timiskaming Child and Family Services	55,900	3 years
Tri-Town Senior Shuffleboard Association	20,000	1 year
Trinity United Church	20,000	10 months
Wasauksing First Nation	18,000	5 months
West Muskoka Chamber of Commerce	6,000	1 year
White Water Gallery	24,000	3 years
York Professional Day Care Inc.	25,000	5 months
<hr/>		
Sub-Total:	\$1,587,551	
Total Grants		70

COMMUNITY GRANTS

Niagara

Organization	Amount	Term
"I CAN" Therapeutic Equestrian Riding Association of Niagara, Inc	72,300	1 year
Alzheimer Society of Niagara Region	74,000	3 years
The Arthritis Society - Niagara Peninsula Office	30,000	18 months
Association canadienne-française du Niagara	23,600	1 year
Beamsville Lawn Bowling Club Inc.	15,300	1 year
Big Brothers & Sisters of St. Catharines - Thorold and District	57,000	3 years
Big Sisters Association of Welland, Port Colborne and Pelham	34,400	2 years
The Boys and Girls Club of Niagara	71,600	1 year
The Breast Cancer Research & Education Fund	37,200	1 year
Canadian Authors Association (Niagara Branch)	6,700	2 years
Canadian Polish Congress, Niagara District	12,500	1 year
Canadian Women's Studies Association	16,900	1 year
A Cappella Niagara Men's Barbershop Chorus	6,500	1 year
Chevaliers de Colomb	16,900	3 months
The Children's Discovery Centre of Niagara Inc.	60,900	1 year
Chippawa Lions Club	41,300	6 months
Le Club Soleil, les aînés canadiens-français de St. Catharines Inc.	15,000	1 year
Community Living - Fort Erie	42,400	1 year
Dreams to Memories Foundation	25,000	1 year
The Family Counselling Centre	131,500	2 years
Fort Erie Community YMCA	67,400	1 year
Fort Erie Festivals	61,500	3 months
The Fort Erie Housing Help Centre	10,800	6 months
Grimsby Archives	5,600	1 year
Grimsby Auxiliary Marine Rescue Unit	75,000	1 year
Gypsy Theatre	24,700	1 year
Head Injury Association of Niagara	53,300	2 years
Kiwanis Club of St. Catharines	75,000	1 year
Knights of Columbus - Council # 2146	19,500	6 months
Learning Disabilities Association of Niagara	154,800	3 years
Lighthouse Niagara Resource Centre	83,000	2 years
The Lincoln and Welland Regiment Foundation	75,000	6 months
Lincoln Garden Club and Horticultural Society	17,500	1 year
Literacy Council of Niagara West	18,200	1 year
Mainstream: Inclusive Environmental Action	59,600	1 year
Niagara Artists Company	25,000	1 year
Niagara Child Development Centre	139,900	2 years
Niagara Community Foundation	50,000	2 years
Niagara Falls Curling Club	28,100	1 year
Niagara Falls Lightening Gymnastic Club Inc.	25,000	1 year
The Niagara Men's Chorus	24,000	1 year
Niagara Olympic Club of St Catharines	75,000	1 year
Niagara Peninsula Children's Centre	35,000	3 years
Niagara Region Sexual Assault Centre	150,000	2 years
Niagara Regional Native Centre	9,000	1 year
Niagara South Parent Support Association Inc.	14,700	1 year
The Niagara Symphony Association	168,500	3 years
Non-Profit Mobile Corporation of Fort Erie Inc.	47,000	1 year

Niagara (continued)

Port Colborne & District Conservation Club	28,500	1 year
Preserve Publicly Owned Parks for People (P.P.O.P.P.)	22,900	1 year
Robert Wood Singers	28,200	1 year
Rodman Hall Arts Centre	50,000	1 year
Rotary Club of Niagara on the Lake	20,000	2 years
Royal Canadian Legion, Port Colborne Branch 56	22,300	1 year
Royal Canadian Legion, Branch 138 (Merritton)	29,200	1 year
Royal Canadian Legion, Branch 350-Port Dalhousie	25,900	1 year
Royal Canadian Legion, General Nelles Branch 124	22,200	1 year
Royal Canadian Legion, Beamsville Branch 612	24,100	1 year
Royal Canadian Legion, Branch 479	8,000	3 months
Royal Canadian Legion, Branch 17	27,900	1 year
Royal Canadian Legion, Branch 393	54,800	1 year
Royal Canadian Naval Association Niagara Region	10,000	1 year
Society for Ecological Restoration, Ontario Chapter	25,000	1 year
South Niagara Rowing Club	35,000	1 months
Spartan Athletic Club of St Catharines	52,500	1 year
Sport by Ability Niagara Inc	17,500	1 year
St. Catharines Flying Club-Niagara District Airport	40,900	1 year
Stamford Skating Club	10,800	3 years
Trinity United Church	29,600	1 year
United Way of Niagara Falls	21,000	3 years
Wainfleet Historical Society	24,800	4 months
The Welland & District Humane Society	46,400	3 years
Welland Curling Club	25,000	4 months
West Lincoln Historical Society	25,000	1 year
West Lincoln Leisureplex	38,300	1 year
Westminster United Church	75,000	1 year
Wise Guys Charity Fund and Racing Against Drugs Committee	35,200	2 years
YWCA of Niagara Falls	73,400	18 months
YWCA of St Catharines	39,100	3 months
<hr/>		
Sub-Total:	\$3,371,600	
Total Grants	79	

COMMUNITY GRANTS

Northwestern

Organization	Amount	Term
Aboriginal Recruitment Coordination Office	29,600	3 months
AIDS Committee of Thunder Bay	25,000	1 year
Atikokan Fix-It Club	13,000	1 year
Big Brothers and Big Sisters of the Patricia Region	45,000	3 years
Brain Injury Services of Northern Ontario	50,000	2 years
Canadian Red Cross Society, Thunder Bay & District Branch	33,800	1 year
Drug Awareness Committee of Thunder Bay	20,100	11 months
Dryden Skills Centre	44,000	1 year
Four C's (Couchiching Child Care Centre)	26,600	1 year
Ignace Fitness Club	25,000	6 months
Kenora Rowing Club	75,000	3 years
Kenora Scottish Pipes & Drums	16,200	8 months
Kiwanis Club of Westfort Inc.	25,000	10 months
Longlac Minor Hockey/Longlac Old Timers	8,800	1 months
Magnus Theatre Company Northwest Incorporated	56,000	2 years
The Marathon Cross-Country Ski Club	25,000	6 months
Marjorie House	21,600	6 months
Multicultural Association of Northwestern Ontario	51,200	2 years
Nakina Senior's Sunrise Club	45,000	1 year
Nipigon Red Rock and District Association for Community Living	24,000	3 months
Northland Supportive Housing Program	38,000	1 year
Northwestern Ontario Junior Achievement Council	25,000	1 year
Ontario March of Dimes - Thunder Bay	24,700	3 years
P.U.S.H. Northwest	94,000	2 years
Peng You Taiji Quan Association	10,000	3 months
People Advocating For Change Through Empowerment, Inc.	31,500	18 months
Pipes and Drums of Thunder Bay	20,000	1 year
Rainy Lake Conservancy	21,000	14 months
Rainy River Curling Club	15,000	1 year
Rainy River District Music Festival Association	3,200	3 months
Red Lake District Cross County Ski Club	16,700	1 year
Seven Generation Education Institute	10,700	3 months
Seven Generation Education Institute	21,900	3 months
Sioux Lookout Anti-Racism Committee	117,400	3 years
Sioux Lookout Lions Club Inc.	25,000	3 months
Thunder Bay Boys & Girls Club	138,000	3 years
Thunder Bay Children's Festival	150,000	3 years
Thunder Bay Council on Positive Aging	90,000	2 years
The Thunder Bay Fringe Festival	20,000	9 months
Thunder Bay Indian Friendship Centre	69,000	1 year
Thunder Bay Multicultural Association	97,700	3 years
Thunder Bay Thunderbolts Swim Club	19,200	1 year
Thunder Bay Youth Employment Services	1,900	3 months
Trout Forest Music Festival	19,500	9 months
<hr/>		
Sub-Total:	\$1,739,300	
Total Grants	44	

COMMUNITY GRANTS

Quinte, Kingston, Rideau

Organization	Amount	Term
2000 Provincial Minor "A" Baseball Tournament	4,300	6 months
Abigail's Centre	50,000	1 year
Allan Macpherson House and Park	65,000	2 years
Alwood Treatment Centre Inc.	25,000	1 year
Bay of Quinte Yacht Club Sailing School	19,000	1 year
Belleville Youth Swim Team	21,500	1 year
Boys and Girls Club of Greater Kingston	66,800	1 year
Brockville Community Choir	5,000	1 year
Carleton Place and Beckwith Historical Society	37,500	18 months
Carleton Place Aquatic Club	6,000	10 months
Centre social et culturel Frontenac	80,000	4 years
Children's Mental Health Services (Hastings and Prince Edward)	13,000	1 months
Children's Nursery Centre	17,500	1 year
Civitan Club of Almonte	22,000	5 months
Civitan Club of Perth	20,000	1 year
Community Development Council of Quinte	25,000	1 year
Community Oriented Sentencing Program (Quinte)	25,000	1 year
Cooper & Remington Women's Institute	16,100	1 year
Dr. James Naismith Basketball Foundation	19,500	1 year
Education for Quality Accessibility (Canada)	45,000	2 years
Festival of the Islands Inc.	23,000	6 months
h'art studio - school of smiles inc.	20,800	1 year
Hastings Prince Edward Land Trust (HPELT)	24,000	6 months
HIV/AIDS Regional Services (HARS)	99,100	3 years
Junior Achievement of Kingston and District Inc.	90,000	2 years
Kaladar Community Club	30,000	1 year
Kampus Kids Early Learning Centre	4,500	1 months
Kingston Community Ballet Association Inc.	9,400	1 year
Kingston Family YMCA	75,000	1 year
Kingston Home Base Non-Profit Housing Inc.	147,700	3 years
Kingston Independent Living Resource Centre	40,000	1 year
Kingston Youth Shelter Project	88,000	2 years
Lanark County Interval House	9,400	3 months
Lanark County Interval House	8,700	3 months
Lanark County Therapeutic Riding Program	89,500	3 years
Lennox and Addington Seniors Outreach Services Inc.	59,300	2 years
Limestone Advisory for Child Care Programs	49,500	1 year
Lombardy Agricultural Society	22,000	3 months
Masonic Transportation Unit	15,000	3 years
Merrickville District Community Health Centre	33,000	1 year
Mohawks of the Bay of Quinte	19,500	1 year
Napanee District Charitable Foundation	50,000	2 years
Napanee Lions Club	57,300	1 year
North Hastings Community Integration Association	45,600	2 years
North Hastings Volunteer Community Services/Seniors Home Support	25,000	1 year
Ontario Public Interest Research Group (Kingston) Inc.	17,000	1 year
Perth and District Food Bank	4,000	1 year
Prince Edward County Community Care for Seniors Association	101,600	18 months

Quinte, Kingston, Rideau (continued)

Prince Edward Point Bird Observatory	150,000	2 years
Quinte Access Transportation Non-Profit	24,000	3 years
Quinte Arts Council	2,500	1 months
Quinte Arts Council	113,000	3 years
Quinte Community Learning - Bridging The Gap	25,000	1 year
Quinte Coordinating Committee Against Violence	111,200	2 years
Quinte Regional Minor Hockey Association	31,800	5 years
Rideau Canal Museum	22,300	6 months
Rideau Environmental Action League (REAL)	47,200	2 years
RKY Camp	25,000	1 year
Rockport Recreation Hall Committee	45,000	1 year
Royal Canadian Legion, Branch 110	17,700	3 months
Royal Canadian Legion, Branch 137	3,000	1 year
Royal Canadian Legion, Branch 192	19,600	3 months
Royal Canadian Legion, Branch 363	25,000	1 year
Royal Canadian Legion, Branch 475-Kitley	57,800	1 year
Royal Canadian Legion, Branch 78	40,000	6 months
Shepherd's Welcome Centre	25,000	1 year
Smiths Falls Railway Museum Corporation	25,000	10 months
Thousand Island River Heritage Society	57,700	3 years
United Way of Leeds and Grenville	75,000	1 year
The Volunteer Bureau of Lanark County	75,000	1 year
Wilton Women's Institute	30,000	1 year
Work Enterprise Centre	15,000	6 months
Youth Action Kommittee of Perth and District	49,300	2 years

Sub-Total:	\$2,953,200
Total Grants	73

COMMUNITY GRANTS

Simcoe-York

Organization	Amount	Term
All Saints' Anglican Church	75,000	1 year
Alliston and District Childcare and Resource Centre	2,400	6 months
L'Arche Daybreak	134,300	2 years
Ardeleana Chamber Music Society	75,000	3 years
Association for Differently Abled People Together	145,800	2 years
The Barrie & District Association for People with Special Needs	74,000	3 years
Barrie Area Native Advisory Circle	171,400	3 years
Barrie Community Sports Complex	32,000	6 months
Barrie Kempettes Gymnastics Club	23,600	1 year
Bayshore Village Association	10,000	1 year
Big Brothers of North Simcoe	20,600	1 year
Big Brothers of York	124,400	3 years
Big Sisters Association of Huronia	20,700	1 year
Blue Mountain Foundation for the Arts	25,000	1 year
Bradford West Gwillimbury Seniors Association	39,000	1 year
Camp Simpresca	5,700	6 months
Catulpa Tamarac Child & Family Services Inc.	130,700	2 years
The Cellar Singers	15,300	6 months
Centre for Information and Community Services of Ontario	64,700	2 years
La Clé d'la Baie en Huronie	21,400	1 year
Collingwood Classic Aircraft Foundation	21,000	6 months
Collingwood Lawn Bowling Club	10,200	6 months
Comité d'action Place Lafontaine	35,000	1 year
Community Connection	25,000	1 year
The Community Foundation of Orillia & Area	59,000	2 years
Community Living Association for South Simcoe	18,800	1 year
Consumer Opportunities for Productive Employment	85,000	2 years
The Couchiching Conservancy	25,000	1 year
Eaglewood Folk Festival	67,500	3 years
Elizabeth Fry Society of Simcoe County	60,000	2 years
Environmental Earth Angels	35,000	2 years
Epilepsy (Ontario) Simcoe County	10,000	3 months
F.W. Fisher Foundation	75,000	1 year
Family Life Centre	180,000	3 years
Festival Orillia Inc.	20,000	1 year
Friends of Wye Marsh Inc.	54,600	1 year
Friends of Wye Marsh Inc.	99,000	2 years
Future Abilities and Creative Employment (FACE)	121,200	3 years
FYI North Simcoe Information & Volunteer Exchange	40,500	1 year
Georgian Bay Métis Council	31,000	1 year
Georgian Bay Volunteer Search and Rescue	4,500	1 year
The Georgina Arts Council	150,000	2 years
Georgina Association for Community Living	25,000	1 year
Georgina Cares Fund	77,000	3 years
Georgina Historical Society	75,000	1 year
The Georgina Lawn Bowling Club	12,000	6 months
Green Haven Shelter for Women	77,500	2 years
Helping Hands, Orillia	85,500	2 years

Simcoe-York (continued)

Helpmate Community Information & Volunteer Bureau	75,000	1 year
Hill House Hospice	232,000	5 years
Hospice Huronia	50,000	2 years
Huronia Restoration Justice Project	36,000	2 years
Huronia Trails and Greenways	49,400	1 year
Independent Living Residences for the Deafblind in Ontario	110,000	3 years
Information Markham	245,000	4 years
Kerry's Place Autism Services	44,000	1 year
Kinark Child and Family Services (Barrie)	12,000	6 months
King Township Historical Society	15,000	4 months
The Lance Krasman Memorial Centre for Community Mental Health	151,000	3 years
Maple Minor Baseball Association	18,500	1 year
Markham Jazz Festival	150,000	3 years
Markham Little Theatre	60,000	3 years
Markham Village Conservancy	75,000	6 months
Men Of Note	8,800	1 year
Mnjikaning Fish Fence Circle	20,000	4 months
Motus O Dance Theatre	45,500	1 year
Newmarket and District Association for Community Living	40,800	6 months
The North Simcoe Family Resource Programme	39,300	3 years
Oak Ridges Moraine Land Trust	119,000	2 years
The Ontario Archaeological Society Inc.	162,500	3 years
Ontario March of Dimes	25,000	1 year
Orillia & District Agricultural Society	20,000	1 months
Orillia & District Safe Community Committee	41,200	1 year
Orillia Lawn Bowling Club	13,900	6 months
Orillia Winter Carnival Inc.	10,000	1 year
Palliative Care Services for York Region	87,000	2 years
Pathways For Children, Youth, and Families of York Region Inc.	100,000	2 years
Penetanguishene Curling Club	42,300	1 year
People in Transition Inc.	77,300	2 years
Perinatal Bereavement Services Ontario	64,100	1 year
Philippine Heritage Band	75,000	1 year
Rotary Club of Beeton	41,200	1 year
Save the Rouge Valley System Inc.	276,000	5 years
Scouts Canada, Shining Waters Region	57,000	3 years
Sharon Temple Museum Society	158,000	3 years
Simcoe County Brain Injury Association	73,500	1 year
Simcoe Outreach Services	75,000	1 year
South Simcoe Railway Heritage Corporation	75,000	1 year
Stayner Co-operative Nursery School Inc.	6,900	6 months
The Stephen Leacock Association Inc.	39,000	1 year
Strolling Youth Players	45,000	5 years
Thornton Figure Skating Club	12,000	1 year
Toronto & District Cricket Association	14,300	1 year
Toronto Chinese Community Services Association	25,000	1 year
Tottenham Community Improvement Association	20,000	2 years
Tottenham Youth Centre	128,000	2 years
Transit Georgina	30,300	1 year
The United Way of Greater Simcoe County	48,600	3 years
The Upper Rouge Network	25,000	1 year
Winstonettes Gymnastic Association	73,000	3 months
Women's Sexual Assault Helpline and Outreach Services of York Region	284,300	5 years

Simcoe-York (continued)

York Region Soccer Association	143,600	5 years
York South Association for Community Living	150,500	3 years
York-Durham Aphasia Centre	225,000	3 years
Zareinu Educational Centre of Metropolitan Toronto	181,000	3 years

Sub-Total:	\$7,312,100
Total Grants	105

COMMUNITY GRANTS

Thames Valley

Organization	Amount	Term
The ARTS Project	100,000	2 years
Ausable Community Centre	100,000	2 years
The Aylmer Kinsmen	24,700	1 months
Camp Hope @ St. Paul's Presbyterian Church	50,000	4 years
The Canadian Medical Hall of Fame	15,000	1 year
Children's Safety Village	150,000	2 years
Colborne Street United Church	7,800	1 months
Community Services Coordination Network	180,000	3 years
Council for London Seniors	24,500	6 months
Dorchester and District Lions Club	25,000	2 years
Eagle Adult Club	7,600	3 months
East London United Church Outreach Cluster	30,000	3 years
Elgin Association for Community Living	75,000	3 months
Elgin Theatre Guild	7,800	3 months
Environmental Management Resource Centre for Business Inc.	13,800	8 months
Epilepsy Support Centre	48,000	3 years
The Family YMCA of St. Thomas-Elgin	75,000	1 year
Forest City Archers Incorporated	7,700	1 months
Glen Cairn Community Resource Centre	16,500	3 months
Habitat for Humanity London Inc.	36,000	2 years
Ingersoll & District Big Brothers/Big Sisters Association Inc.	75,000	3 years
Ingersoll Services for Seniors	75,000	3 months
Ingersoll Support Services Inc.	25,000	1 year
Ingersoll Theatre of Performing Arts	73,500	1 year
Iona Community Preservation Association	16,300	3 months
Junior Achievement of London & District Inc.	125,000	3 years
Kids Count	187,500	3 years
Kiwanis Club of London	5,000	4 months
Kiwanis Club of Rodney Incorporated	40,800	1 months
Kiwanis Club of West Lorne	42,500	2 months
Let's Talk Science	173,600	4 years
The London and Middlesex Historical Society	2,000	1 months
The London Association for Disabled Adults (Hutton House)	195,600	5 years
London Centennial Wheelers	60,600	1 months
London Community Foundation	15,000	3 months
London Crime Stoppers Inc.	150,000	3 years
London Fanshawe Symphonic Chorus	24,400	2 months
London Fringe Theatre Festival	6,000	1 months
London Interfaith Counselling Centre (LICC)	20,500	20 months
The London Minor Football Association	45,400	2 months
London Ski Club	25,000	1 year
London Sports Council	167,500	3 years
London Urban Services Organization	110,000	5 years
London Western Track and Field Club	74,800	1 months
Maplewood Counselling Inc.	77,000	2 years
Margaret's Haven Non-Profit Housing Inc.	25,000	4 months
Melbourne Agricultural Society	75,000	1 year
Merrymount Children's Centre	62,800	1 year

Thames Valley (continued)

Middlesex-London Health Unit	45,000	3 years
Oxford Historical Society	78,700	3 years
Oxford Spartan Football Club	56,000	3 years
The Royal Canadian Regiment Fund - The RCR Museum	120,000	3 years
Scouts Canada - 1st West Lorne Scouting Family	29,700	3 months
The Sexual Assault Centre London	33,700	1 year
St. Thomas Panthers Girl's Hockey Association	5,500	1 months
St. Thomas-Elgin Public Art Centre	60,000	3 years
Thames River Anglers Association	24,600	6 months
Thames Valley Children's Centre	23,000	18 months
Thames Valley Trail Association	24,000	2 months
Theatre London, operating as The Grand Theatre	69,500	3 months
Theatre London, operating as The Grand Theatre	25,000	1 months
Tillsonburg District Craft Guild	72,400	3 months
Tillsonburg Minor Soccer Club	47,000	3 months
Tillsonburg Rowing Club	12,900	1 months
Tree West Nissouri	11,700	3 years
Wallacetown Women's Institute	6,400	2 months
West Elgin Nature Trust	165,000	3 years
Women's Community House	24,900	1 year
Women's Emergency Centre (Woodstock) Inc.	28,600	3 years
Woodstock and District Big Brothers Association Inc.	25,000	1 year
Woodstock Gym Club	10,000	2 months
YMCA-YWCA of London	139,000	4 years
Youth Opportunities Unlimited	200,000	3 years

Sub-Total:	\$4,307,800
Total Grants	73

COMMUNITY GRANTS

Toronto

Organization	Amount	Term
Aboriginal Legal Services of Toronto	56,200	3 years
Accent on Ability	23,000	1 year
Advocates for Community-based Training and Education for Women	38,500	1 year
The African Canadian Advocacy Group Inc. (Toronto)	24,800	1 year
Afrique Nouvelle Musique	25,000	1 year
AIDS Committee of Toronto	186,100	4 years
Aphasia Institute	149,500	18 months
The Arab Community Centre of Toronto	25,000	1 year
Art Metropole	75,000	1 year
Art Starts Neighbourhood Storefront Community Centre	122,000	3 years
Association for Canadian Educational Resources	157,500	3 years
The AV Preservation Trust.CA	210,000	3 years
Big Sisters of Toronto	182,500	3 years
Birchmount Bluffs Neighbourhood Centre	27,500	1 year
Blake Boulton Youth Outreach Service	145,000	3 years
Buddies in Bad Times Theatre	101,800	3 years
Burning Passions Theatre	10,000	6 months
Canadian Cultural Workers Network	36,500	3 months
Canadian Diabetes Association, Toronto District Branch	49,000	2 years
Canadian Multilingual Literacy Centre	48,700	2 years
Canadian Opera Company	75,000	3 months
Canadian Paraplegic Association of Ontario	25,000	6 months
Canadian Tamil Youth Development Centre	145,000	3 years
CanAsian Dance Festival	45,000	3 years
Canora: Canadiens et Canadiennes d'origine africaine, antillaise et asiatique	25,000	1 year
Central Toronto Youth Services	210,000	4 years
Centre for Aboriginal Media	25,000	2 months
Centre for Opportunities, Respect and Empowerment	210,000	3 years
Centre for Spanish Speaking Peoples	23,500	6 months
Chambre économique de l'Ontario	25,000	10 months
Children's Aid Society of Toronto	185,100	3 years
The Church in the Great Hall	119,000	3 years
Citizens Concerned About the Future of the Etobicoke Waterfront	69,600	2 years
Citizens Environment Watch	236,400	5 years
Citizens for the Old Town	106,200	3 years
Cliffhanger Productions	60,000	3 years
Community Information Centre for the City of York	114,500	2 years
Concerned Parents of Metropolitan Toronto Inc	15,800	6 months
Contact Toronto Photography Association	72,500	6 months
The Corporation of Massey Hall and Roy Thomson Hall	75,000	1 year
Corpus Dance Projects	90,000	3 years
Creche Child & Family Centre	205,000	3 years
Dancemakers	112,500	2 years
Dancer Transition Resource Centre	8,500	2 months
Davenport Perth Neighbourhood Centre	94,000	3 years
December 6 Fund	70,800	3 years
Distress Centre	101,500	3 years

Toronto (continued)

Don Mills Foundation for Senior Citizens, Inc.	179,800	3 years
Dying with Dignity	177,800	3 years
East End Community Health Centre	24,300	10 months
East Toronto Basketball Association	20,000	2 years
Eastminster United Church	60,000	1 year
Fatal Light Awareness Program	75,800	3 years
First Night Toronto - Celebration of the Arts	25,000	4 months
First People's Cultural and Recreational Centre of Scarborough	19,700	6 months
FoodShare Toronto	98,000	3 years
For Youth Initiative in Toronto	120,000	3 years
Franco-Fête de la communauté urbaine de Toronto	75,000	3 years
Friends and Advocates Centre (Etobicoke)	120,900	3 years
Friends of Don East	90,000	3 years
Friends of the Rouge Valley Watershed Inc.	300,000	5 years
The Furniture Bank	45,000	1 year
Garderie la Farandole de Toronto inc.	93,000	3 years
The Gatehouse	92,000	2 years
Gendai Gallery	35,500	4 months
The George Hull Centre	250,000	5 years
The George R. Gardiner Museum of Ceramic Art	182,600	4 years
Gilda's Club Greater Toronto	75,000	1 year
Go7	70,000	3 years
Goodwill Industries of Toronto	73,200	1 months
The Greek Community of Metro Toronto Inc.	250,000	5 years
Heliconian Hall Foundation	50,000	6 months
Hike Ontario	20,000	3 months
Hot Docs	150,000	3 years
Indian Art-I-Crafts of Ontario	75,000	16 months
InterAccess	60,000	1 year
J.D. Griffin Adolescent Centre	75,000	2 years
Jewish Vocational Services of Greater Toronto	273,800	5 years
John Howard Society of Toronto	129,400	3 years
Kaeja d'Dance	50,000	1 year
Le Théâtre la Tangente	35,000	1 year
Learning Enrichment Foundation	203,200	3 years
The Learning Partnership of Greater Toronto	203,300	5 years
M-DO	86,600	3 years
The Massey Centre for Women	199,200	3 years
Mayworks Festival of Working People and the Arts	23,500	8 months
Meals on Wheels and More	97,500	20 months
Mercer Union	75,000	2 months
Metro Toronto Movement for Literacy	23,400	1 year
MIX: the magazine of Independent Art & Culture	95,700	3 years
Native Canadian Centre of Toronto	210,000	3 years
Native Men's Residence	23,000	4 months
Nellie's	175,000	3 years
North Toronto Green Community, Inc.	41,600	2 years
Northern Visions Independent Film and Video Association	125,000	27 months
Obsidian Theatre Company	60,000	30 months
Olympics 2008 - Toronto	75,000	3 months
Ontario March of Dimes	25,000	1 year
Opera Atelier	75,000	3 months
Parkdale Intercultural Association	163,000	4 years
Parkdale Project Read	80,400	3 years
The Parkdale Village Arts Collective Inc.	57,000	2 years

Toronto (continued)

Planet in Focus: Toronto Environmental Film and Video Festival	16,300	6 months
Planned Parenthood of Toronto	205,000	3 years
Pleiades Theatre	7,500	8 months
Reach for the Rainbow Ontario	54,000	2 months
Regent Park School of Music	58,700	3 years
Rexdale Community Health Centre	159,400	3 years
Room To Grow Child Centre	28,000	2 years
Rosedale Moore-Park Association	5,000	1 year
Rotary (Don Valley) Cheshire Homes Inc.	324,000	5 years
Rouge Valley Naturalists	24,500	1 year
Royal Canadian College of Organists, Toronto Centre	22,000	6 months
St. Christopher House	144,500	3 years
Save the Rouge Valley System Inc.	34,000	5 years
Sea Hawks Ontario	25,000	5 months
Senior Link	184,600	3 years
Senior Peoples' Resources in North Toronto	121,800	2 years
The Sherbourne Health Centre	145,000	4 years
Shout Clinic - Central Toronto Community Health Centres	206,800	3 years
Somali Youth Association of Toronto	55,000	2 years
SOS Afrique Réfugiés	25,000	1 year
Soundstreams Canada	115,000	2 years
The Street Haven at the Crossroads	150,000	4 years
Take Action on Impaired Driving Inc.	60,800	3 years
Théâtre de la 4 sans 1	42,000	2 years
Theatre Direct Canada	15,000	1 year
Theatre Passe Muraille	100,000	2 years
Thornccliffe Neighbourhood Office	7,700	6 months
Thornccliffe Neighbourhood Office	8,000	4 months
Toronto & District Cricket Association	75,000	6 months
Toronto Children's Breakfast Club	25,000	2 years
Toronto Island Canoe Club	75,000	1 year
Toronto Jewish Film Festival	105,000	3 years
Toronto Olympics Hockey Club	35,000	3 months
Toronto Rape Crisis Centre	83,500	3 years
Toronto Seniors Coalition	80,500	2 years
Toronto Sinfonietta	27,000	2 years
Toronto Synchronized Swimming Club Inc.	24,000	22 months
Toronto Theatre Alliance	28,000	1 year
Toronto Wildlife Centre	101,400	3 years
Trinity Home Hospice	150,000	3 years
Trinity Square Video	150,000	3 years
Trinity Theatre Toronto	24,000	6 months
Umugenzi for Refugees of Ontario	54,500	2 years
United Way of Greater Toronto	225,000	3 years
University Settlement Recreation Centre	93,400	3 years
Victoria Park Cricket Club	24,900	6 months
Vietnamese Youth's & Women's Community and Social Services Association	106,400	3 years
VISION AFRICANA 2000	25,000	6 months
Welcome Baby Support Program For Etobicoke	158,000	5 years
West Toronto Support Services	68,900	3 months
White Light Hospice Foundation	74,400	2 years
The White Ribbon Foundation	25,000	8 months
Women in Film and Television - Toronto Inc.	120,000	3 years
Women's Art Resource Centre	114,000	20 months

Toronto (continued)

Women's Habitat of Etobicoke	321,000	5 years
The Word On The Street	18,000	3 years
Working Skills Centre	75,000	6 months
Working Women Community Centre	170,000	3 years
Working Women Community Centre	210,000	3 years
York West Senior Citizens Centre	74,700	3 years
Yorktown Child and Family Centre	73,600	1 months
Youth Clinical Services	177,100	3 years
Youth Employment Service	252,300	4 years
Youth Without Shelter	29,000	3 years
YWCA of Metropolitan Toronto	185,600	3 years

Sub-Total:	\$15,830,500
Total Grants	167

COMMUNITY GRANTS

Waterloo, Wellington, Dufferin

Organization	Amount	Term
ACORD (A Community for Offender Reconciliation and Diversion)	15,000	1 year
Arkeil United Church	10,000	1 year
Betty Thompson Youth Centre	75,000	1 year
The Big Brother Association of Guelph and Wellington County	110,900	3 years
Big Brothers and Big Sisters of Dufferin and District	106,000	3 years
Big Sisters of Kitchener-Waterloo & Area	150,000	3 years
Brush with Art Inc	36,000	3 years
Cambridge Self-Help Food Bank Inc.	98,400	3 years
Cambridge Sports Hall of Fame	69,000	1 year
Canadian Diabetes Association, Waterloo, Wellington-Dufferin District Office	88,000	2 years
Canadian Mental Health Association, Waterloo Regional Branch	50,000	18 months
Canadian Mental Health Association, Wellington - Dufferin Branch	15,000	3 months
Central Ontario Co-operative Housing Federation	21,000	1 year
Centre Wellington Resource Group	50,000	1 year
Children's Water Education Council	183,800	3 years
East Wellington Advisory Group for Family Services	80,000	3 years
Edward Johnson Music Foundation	24,000	1 year
Everdale Environmental Learning Centre	98,900	3 years
eyeGO to the Arts	180,000	3 years
Family Transition Place	40,000	2 years
Globe Studios	24,000	9 months
Globe Studios	50,000	2 years
Greenspaces for Wellington	18,000	3 years
Guelph Business Enterprise	27,300	6 months
Guelph Community Boating Club	25,000	1 year
Guelph Community Health Centre	120,000	3 years
Guelph Minor Hockey Association	124,800	3 years
Head Injury Association Waterloo-Wellington	25,000	2 years
Headwaters CountryTourism Association	23,000	3 years
Hospice Wellington	116,400	5 years
K-W Performing Arts Association	165,000	3 years
The Kitchener and Waterloo Community Foundation	68,000	1 year
Kitchener-Waterloo Extend-A-Family	172,000	5 years
Kitchener-Waterloo Multicultural Centre	80,000	2 years
Kitchener-Waterloo Sertoma Speed Skating Club Inc.	24,800	1 year
Kitchener-Waterloo Symphony	225,000	4 years
Kiwanis Cavaliers Drum & Bugle Corps	124,000	2 years
KW Inline Hockey League	50,000	1 year
Lisaard House Charitable Foundation	65,000	2 years
Lutherwood Community Opportunities Development Association	75,000	1 year
Multiple Sclerosis Society of Canada, Waterloo District Chapter	17,000	1 year
National Service Dog Training Centre Inc.	123,000	3 years
NUMUS Inc.	35,000	3 years
OPIRG - Guelph	70,000	2 years
Optimist Club of Alma	9,000	5 months
Optimist Club of Southwest Kitchener	25,000	1 year
Orangeville & District Chamber of Commerce	50,000	9 months

Waterloo, Wellington, Dufferin (continued)

The Orangeville and District Branch of the Society for the Prevention of Cruelty to Animals	69,400	3 years
Orangeville and District Senior Citizens Club	7,200	1 year
The Orton Community Association	15,800	1 year
The People's Car Co-operative Inc.	50,000	18 months
Preston Heights Community Group	5,000	1 year
Sand Hills Community Development Inc.	101,300	18 months
The SEED Loan Fund	40,000	1 year
Speed River Land Trust Association	35,000	8 months
The Toes 2K Project for the Performing Arts	10,000	1 year
Twin Centre Girls Hockey Association	15,200	2 years
United Way Community Services of Guelph and Wellington	108,000	5 years
UpTown Waterloo Jazz Festival	10,000	3 months
Victorian Order of Nurses	60,000	18 months
Volunteer Action Centre	176,200	3 years
Waterloo Chamber Players	10,000	9 months
Waterloo Community Arts Centre	112,700	3 years
Waterloo Region Eating Disorders Coalition	91,000	3 years
Waterloo Region Self-Help	101,000	4 years
Waterloo Ringette Association Inc.	14,000	1 year
Welcome Aboard Drop-In Centre	44,000	1 year
<hr/>		
Sub-Total:	\$4,508,100	
Total Grants		67

Province-Wide Grants

Organization	Amount	Term
Aboriginal Recruitment Coordination Office	159,100	2 years
Achilles Track Club of Canada	38,500	1 year
Adoption Council of Ontario	250,000	5 years
Alliance des radios communautaires du Canada inc.	60,000	9 months
Artist Run Centres and Collectives of Ontario	25,000	1 year
Assemblée des centres culturels de l'Ontario	210,000	3 years
Association des auteures et auteurs de l'Ontario français	46,500	3 years
Association for Ontario Snowboarders	156,000	3 years
Association interculturelle franco-ontarienne	25,000	1 year
L'Association ontarienne des Sourd(e)s francophones	50,000	2 years
Ballet Jorgen	184,500	3 years
Bereaved Families of Ontario	52,500	1 year
Best Buddies Canada	22,000	6 months
Better Child Care Ontario Inc.	181,000	2 years
Bird Studies Canada	390,000	3 years
Boys and Girls Clubs of Ontario	421,000	4 years
The Bruce Trail Association	615,000	5 years
Canadian Centre for Pollution Prevention	143,500	3 years
The Canadian Chestnut Council	79,200	3 years
Canadian Children's Dance Theatre	34,500	6 months
The Canadian Community Economic Development Network	131,000	4 years
Canadian Council on Rehabilitation and Work	82,600	1 year
Canadian Diabetes Association	245,000	3 years
Canadian Hearing Society	278,400	3 years
Canadian Injured Workers Alliance	60,000	6 months
Canadian Institute of Child Health	296,800	2 years
Canadian Society for Independent Radio Production	106,900	3 years
Canadian Youth Business Foundation	311,700	3 years
Carolinian Canada Coalition - Lambton Wildlife Incorporation	127,000	3 years
Centre d'apprentissage et de perfectionnement inc.	360,000	3 years
Centre for Children & Families in the Justice System of the London		
Family Court Clinic, Inc.	27,500	1 year
Child Find Ontario Inc	250,000	30 months
Coalition of Ontario Voluntary Organizations	379,500	5 years
Community Arts Ontario	237,300	3 years
Community Cultural Impresarios	100,000	4 years
Conseil de la coopération de l'Ontario	150,000	3 years
Consumers Council of Canada	150,000	3 years
Creative and Natural Outdoor Experience Inc.	150,400	3 years
Cultural Careers Council Ontario	174,300	2 years
Cultural Pluralism in the Arts Network	100,000	18 months
De-Ba-Jeh-Mu-Jig Theatre Group	330,000	4 years
Easter Seal Society	365,000	3 years
Les Éditions L'Interligne inc.	103,000	3 years
Elgin Association for Community Living	10,000	6 months
Evergreen Foundation	470,400	3 years
Fédération des femmes canadiennes-françaises de l'Ontario	16,000	4 months
Fondation internationale PACE 2000	50,000	1 year
Football Ontario	21,600	1 year
Foster Parents Society of Ontario	150,000	30 months
Green Environmental Group (Toronto) Inc.	246,000	5 years

Province-Wide (continued)

Hearthmakers Energy Cooperative	93,800	1 year
Hockey Development Centre for Ontario	90,000	2 years
Hospice Caledon	24,800	9 months
In Kind Canada	94,700	2 years
John Milton Society for the Blind in Canada	29,000	1 year
Judo Ontario	49,300	1 year
The Kidney Foundation of Canada, Greater Ontario Branch	204,000	5 years
Lesbian Gay Bi Youth Line	105,000	3 years
The Lifesaving Society	100,000	1 year
Literacy Link South Central	67,100	18 months
London Fanshawe Symphonic Chorus	31,000	5 months
Metro Labour Education Centre	203,300	2 years
MICRO-Mouvement des intervenants et intervenantes communautaires en radio de l'Ontario	200,000	3 years
Muscular Dystrophy Association of Canada	363,800	3 years
The National Broadcast Reading Service, Inc.	431,200	3 years
National Congress of Italian Canadians - Ontario Region	75,000	3 years
National Ovarian Cancer Association	171,300	3 years
National Youth In Care Network	25,000	1 year
National Youth Orchestra of Canada	250,000	5 years
Nova Vita Women's Services	165,000	3 years
Ojibwe Cultural Foundation	75,000	18 months
Ontario 4-H Council	378,000	3 years
Ontario Aboriginal Sport Circle	595,000	4 years
Ontario Amateur Wrestling Association	220,500	3 years
Ontario Audio Library Service Inc.	127,300	30 months
Ontario Brain Injury Association	109,500	18 months
Ontario Community Support Association	650,000	3 years
Ontario Crafts Council	40,000	1 year
Ontario Cultural Society of the Deaf	304,000	3 years
Ontario Environment Network	115,800	3 years
Ontario Environment Network	161,000	3 years
Ontario Farm Women's Network	192,500	3 years
Ontario Federation of Snowmobile Clubs	360,100	5 years
Ontario Fitness Council	200,000	3 years
Ontario Healthy Communities Coalition	522,000	5 years
Ontario Lacrosse Association	164,000	4 years
Ontario Ladies' Golf Association (OLGA)	295,500	4 years
Ontario Massed Legion Pipes and Drums Band	6,000	1 year
Ontario Museum Association	150,000	3 years
Ontario Recreational Canoeing Association	95,000	5 years
Ontario Rugby Union (Rugby Ontario)	188,700	4 years
The Ontario Rural Council	162,500	18 months
Ontario Special Olympics Inc.	117,600	18 months
Ontario Track and Field Association	142,000	4 years
Ontario Women's Health Network	24,600	3 months
Open Doors Lanark Children and Youth	173,600	2 years
Parent-Child Mother Goose Program	25,000	1 year
Parents of Multiple Births Association of Canada	94,200	18 months
Le Phénix	25,000	1 year
Prologue to the Performing Arts	297,000	5 years
Psychology Foundation of Canada	325,000	2 years
Recycling Council of Ontario	94,000	3 years
Regroupement des organismes du patrimoine franco-ontarien	50,000	1 year
Réseau Ontario	150,000	3 years

Province-Wide (continued)

Salon du livre de Toronto	75,000	1 year
Self-Help Resource Centre of Greater Toronto	93,000	1 year
Skills for Change	148,400	2 years
Sky Works Charitable Foundation	29,900	1 year
Smile Company - Theatrical Productions	125,000	5 years
Social and Enterprise Development Innovations	304,000	2 years
Société de l'aide à l'enfance	225,000	1 year
The Student Life Education Company Inc.	217,000	3 years
Synchro Swim Ontario	27,500	6 months
Tafelmusik	100,000	7 months
Théâtre Action	199,500	4 years
Theatre Ontario	273,800	2 years
Tourette Syndrome Association of Ontario	59,300	3 years
Union culturelle des Franco-Ontariennes	25,000	15 months
United Senior Citizens of Ontario Inc.	122,100	6 months
United Senior Citizens of Ontario Inc.	25,000	1 year
Voice for Hearing Impaired Children	200,000	3 years
Volunteer Canada	533,000	30 months
Waterfront Regeneration Trust	150,000	2 years
Wegener's Granulomatosis Support Group of Canada	3,500	1 year

Sub-Total:	\$20,963,400
Total Grants	124

Partnership Program Grants

Organization	Amount	Term
Alzheimer Society of Ontario	569,800	3 years
Amity Goodwill Industries Niagara	65,000	1 year
The Canadian Centre for Activity and Aging	246,200	3 years
Care Watch Toronto	89,300	2 years
Concerned Friends of Ontario Citizens in Care Facilities	463,500	3 years
Family and Friends of the Mentally Handicapped	86,700	18 months
Japanese Canadian Cultural Centre	65,000	1 year
Leads Employment Services London Inc.	15,000	1 year
London Goodwill Industries Association	61,400	3 months
Ontario Association for Community Living	502,900	3 years
Pathways to Independence	53,500	1 year
Resource Centre For Independent Living (RISE)	13,200	3 months
Sudbury and District Branch of the Canadian Diabetes Association	13,500	3 months
Thunder Bay Youth Employment Services	11,000	3 months
Trauma Prevention Council of Central West Ontario	482,400	4 years
<hr/>		
Sub-Total:	\$2,738,400	
Total Grants		15

GRANTS SUMMARY

	Amount	Grants
Community Grants:		
Algoma, Cochrane, Manitoulin, Sudbury	3,038,900	92
Champlain	7,668,800	156
Durham, Haliburton, Kawartha, Pine Ridge	5,816,600	96
Essex, Kent, Lambton	4,302,600	86
Grand River	1,550,400	60
Grey, Bruce, Huron & Perth	2,085,900	48
Halton-Peel	8,224,100	99
Hamilton	3,671,621	56
Muskoka, Nipissing, Parry Sound, Timiskaming	1,587,551	70
Niagara	3,371,600	79
Northwestern	1,739,300	44
Quinte, Kingston, Rideau	2,953,200	73
Simcoe-York	7,312,100	105
Thames Valley	4,307,800	73
Toronto	15,830,500	167
Waterloo, Wellington, Dufferin	4,508,100	67
<hr/>		
Sub-Total:	77,969,072	1371
Adjustments (Rescinded or modified grants)	41,449	1
	(1 grant rescinded)	
	(2 grants modified)	
<hr/>		
Total Community Grants:	\$78,010,521	1372
Province-Wide Grants:	\$20,963,400	124
Partnership Program Grants:	\$ 2,738,400	15
<hr/>		
Total all grants	\$ 101,712,321	1,511

ONTARIO TRILLIUM FOUNDATION
BOARD OF DIRECTORS
as at March 31, 2001

	Term begins	Term expires
Robert G. Power, Chair	Apr. 14/98	AGM 2001
Linda Cupido, Vice Chair	June 23/00	AGM 2003
Jean-François Gratton, Treasurer	Mar. 17/99	AGM 2001
Paul Ayotte	June 23/00	AGM 2003
Barbara Bolin	June 14/00	AGM 2003
George Burton	Apr. 14/98	AGM 2001
Vincent Ching	Apr. 14/98	AGM 2001
Donna Gilhooly	Mar. 17/99	AGM 2001
William Karda	June 14/00	AGM 2003
Peter Labbett	Dec. 20/00	Nov. 30/03
Govin Misir	June 14/00	AGM 2003
Margaret Munnoch	Apr. 14/98	AGM 2001
Frank J. Paznar	Apr. 14/98	AGM 2001
Roger Peddle	June 14/00	AGM 2003
Ingrid Perry Peacock	June 30/00	AGM 2003
Robert L. Sampson	Apr. 14/98	AGM 2001
Irene So	June 30/00	AGM 2003
William Steele	June 14/00	AGM 2003
Linda Thom	Apr. 14/98	AGM 2001
Stella Torontow	May 10/00	AGM 2003
Donna Vendramin	Apr. 14/98	AGM 2001
Jan Westcott	Apr. 14/98	AGM 2001

ONTARIO TRILLIUM FOUNDATION GRANT REVIEW TEAM MEMBERS

as at June 18, 2001

	Term begins	Term expires	
1. Northwestern			
Dusty Miller, Chair	Dec.18/98	Dec.17/01	
Michele Alderton	Dec.18/98	Dec.17/01	
Jean R. Armstrong	Dec.18/98	Dec.17/02	
Murray L. Becotte	Dec.18/98	Dec.17/01	
Georges Blanc	Feb.03/99	Feb.02/02	
Linda Braun	May 02/01	May 01/04	
Allan H. Buchan	Jan.13/99	Jan.12/02	
Darrel Chisholm	Dec.18/98	Dec.17/00	
Levina A. Collins	Dec.18/98	Dec.17/01	(Resigned)
Kim Harder	Dec.18/98	Dec.17/01	
Ken Koprowski	Feb.03/99	Feb.02/03	
Sheila McMahon	Dec.18/98	Dec.17/00	(Resigned)
John D. Saunders	Dec.18/98	Dec.17/01	
Mavis E. Strain	Dec.18/98	Dec.17/01	(Resigned)
André G. Tardiff	Dec.18/98	Dec.17/02	
Glenn W. Treflin	Dec.18/98	Dec.17/02	
Dennis S. Witherspoon	Dec.18/98	Dec.17/02	
Glenn R. Witherspoon	Dec.18/98	Dec.17/01	
Laura Wynn	Dec.18/98	Dec.17/01	
2. Algoma, Cochrane, Manitoulin, Sudbury			
J. Douglas Lawson, Chair	Jan.13/99	Jan.12/02	
Paul J. Christian	Dec.18/98	Dec.17/01	
Ron Chrysler	Dec.18/98	Dec.17/02	
Peter Colbert	Dec.18/98	Dec.17/01	
Rolly Côté	Dec.18/98	Dec.17/01	
Mary E. Dawson	Mar. 30/99	Mar. 29/02	
Gloria E. Fischer	Dec.18/98	Dec.17/01	

Bonnie C. Foster	Dec.18/98	Dec.17/01
Paul R. Gaudreau	Dec.18/98	Dec.17/02
Lorraine R.M. Gisborn	Dec.18/98	Dec.17/01
Irma K. Hill-Behnke	Dec.18/98	Dec.17/01
Lisa Kivinen	Dec.18/98	Dec.17/01
James L. McBane Sr.	Apr. 29/99	Jul. 28/02
Jeanna A. Miller	Dec.18/98	Dec.17/01
Tom Mills	Dec.18/98	Dec.17/01
Jean-Pierre Ouellette	Feb.17/99	Feb.16/02
Urgel Rhéaume	Dec.18/98	Dec.17/01
Denis Sabourin	Dec.18/98	Dec.17/02
Clayton Francis Shawana	Jun.14/00	Jun. 13/03
Alex Solomon	Feb.17/99	Feb.16/02
Harry Vanderweerden	Feb.02/99	Feb.02/03
Mila Wong	Dec.18/98	Dec.17/02

3. Muskoka, Nipissing, Parry Sound, Timiskaming

Stuart Kidd, Chair	Jan.13/99	Jan.12/02	
Ambrose Adam	Feb.03/99	Feb.02/01	(Resigned)
Michael Barnes	Dec.18/98	Dec.17/99	(Resigned)
Wayne Belter	May 10/00	May 09/03	
Nancy Birtch	Jan.13/99	Jan.12/03	
Marlene Bertrand	Apr.25/01	Apr.24/03	
Rick Brassard	Jan. 24/01	Jan. 23/04	
Wayne Cormier	Dec.18/98	Dec.17/03	(Resigned)
Linda Côté	Feb.03/99	Feb.02/03	
Paul Davidson	Feb.03/99	Feb.02/04	
Martha Dion	Dec.18/98	Dec.17/01	(Resigned)
Bernard Goldfarb	Dec.18/98	Dec.17/01	
Mabel Hillman	Feb.03/99	Feb.02/01	(Resigned)
William Kitts	Feb.03/99	Feb.02/03	
Pauline D. Lafreniere	Feb.17/99	Feb.16/00	(Resigned)
Thomas McClelland	Feb.03/99	Feb.02/03	

Jean McDermott	Feb.03/99	Feb.02/02	
Art Osburn	Feb.03/99	Feb.02/01	(Resigned)
Ray Pavlove	Feb.03/99	Feb. 02/04	
Shirley E. Priolo	Dec.18/98	Dec.17/03	
Elgin Schneider	Dec.18/98	Dec.17/02	
Kathleen Scott	Mar.17/99	Mar.16/03	
Malcolm Scott	Feb.03/99	Feb.02/02	
Kay Smylie	Feb.03/99	Feb.02/02	
Cyndi L. Stockman	Dec.18/98	Dec.17/02	
Kenneth Veitch	Dec.18/98	Dec.17/01	
Gail Wahamaa	Jun.30/00	Jun.29/03	
Susan E. West-Spinney	Dec.18/98	Dec.17/02	

4. Champlain

Gérald Trottier, Chair	Jan.13/99	Jan.12/03	
Lucien Berniquez	Jan.13/99	Jan.12/02	(Resigned)
Roland Bissonnette	Jan.13/99	Jan.12/03	
Albert Bourdeau	Jan.13/99	Jan.12/02	
Ronald Drouin	Jan.13/99	Jan.12/03	
François Dugal	Dec.02/99	Dec.01/03	
Paul Fitzgerald	Jan.13/99	Jan.12/03	
Beth Graham	Jan.13/99	Jan.12/03	
Gilbert Héroux	Feb.03/99	Feb.02/01	(Resigned)
Khal Ishraki	Jan.13/99	Jan.12/03	
Keith Jodoin	Jan.13/99	Jan.12/03	
Alice Koekkoek	Jan.13/99	Jan.12/01	(Resigned)
Vicky Two-Axe Kohoko	Jan.13/99	Jan.12/01	(Resigned)
Kevin MacDonald	Feb.03/99	Feb.02/01	(Resigned)
Helen MacLeod	Jan.13/99	Jan.12/04	
Campbell McKie	Jan.13/99	Jan.12/03	
Ronald Mulligan	Jan.13/99	Jan.12/03	
Tom O'Neill	Jan.13/99	Jan.12/02	
Marcel Ranger	Jan.13/99	Jan.12/02	

Shari Ritter	Jan.13/99	Jan.12/00	(Resigned)
Darrel Ryan	Feb.03/99	Feb.2/00	(Resigned)
Patti Shadbolt	Jan.13/99	Jan.12/02	
Nina Sullivan	Dec.15/99	Dec.14/02	(Resigned)
Barbara A. Symington	Feb.02/99	Feb.03/03	
Diane M. Thompson	May 23/00	May 22/03	
Grant Wheeler	Feb.17/99	Feb.16/04	
Dolores M. Wojtyna	Feb.03/99	Feb.02/02	(Resigned)

5. Quinte, Kingston, Rideau

Peter Galvin, Chair	Dec.18/98	Dec.17/01	
Paul Beaudry	Dec.15/99	Dec.14/02	
Bryce Bell	Dec.15/99	Dec.14/01	
Bernard F. Brennan	Dec.18/98	Dec.17/02	
Jessica Campney	Mar.05/01	Mar.04/03	
Wendi Code	Dec.18/98	Dec.17/02	
Lois Crate	Feb.03/99	Feb.02/03	
Douglas T. Crosbie	Dec.18/98	Dec.17/01	
Marilyn L. Dowie	Dec.18/98	Dec.17/99	
Jean Edwards	Feb.03/99	Feb.02/04	
Donald Fowler	Feb.03/99	Feb.02/02	
Patricia M. Griffin	Mar.17/99	Mar.16/02	
Gordon Hobbs	Jan.13/99	Jan.12/03	
Donald Maracle	Dec.18/98	Dec.17/99	(Resigned)
Winston McLellan	Jan.13/99	Jan.12/02	
Murray Metcalfe	Dec.18/98	Dec.17/02	
Carolyn J. Miller	Dec.18/98	Dec.17/01	
Larry R. Morris	Dec.18/98	Dec.17/01	
Arthur J. Quartermain	Feb.03/99	Feb.02/01	(Resigned)
Regina Rosen	Jan.13/99	Jan.12/00	(Resigned)
Norman M. Sheasby	Dec.18/98	Dec.17/01	
Maurice D. Smith	Feb.03/99	Feb.02/03	

Barbara Snyder	Dec.18/98	Dec.17/01	
William L. Thake	Dec.18/98	Dec.17/01	(Resigned)
Ross Trant	Dec.18/98	Dec.17/01	
Jim Watson	Dec.18/98	Dec.17/02	
Harold A. Wilson	Dec.18/98	Dec.17/99	(Resigned)

6. Grand River

Melodie Daboll, Chair	Jan.13/99	Jan.12/02	
Colleen Armstrong	Jan.13/99	Jan.12/02	
Nina Burnham	Jan.13/99	Jan.12/02	
Walter Dejaegher	May 2/01	May 1/04	
J. Robert Gerrie	Jan.13/99	Jan.12/00	
Lynne Hagen	Jan.13/99	Jan.12/03	
Orreilia Kay Kirby	Jan.13/99	Jan.12/03	
Trudy Jones	Jan.13/99	Jan.12/01	
David T. Lane	Feb.03/99	Feb.02/01	
Arthur Loughton	Jan.13/99	Jan.12/04	
Sheri MacDonald	Jan.13/99	Jan.12/01	
Beverley Gail McCall	Mar.16/00	Mar.15/03	
Charles Muldoon	Jan.13/99	Jan.12/03	
Helen B. Mulligan	Feb.03/99	Feb.02/02	
Sarah Munroe	Jan.13/99	Jan.12/02	
Gerrie Randall	Jan.13/99	Jan.12/00	
Josephine Reid	Jan.13/99	Jan.12/01	
Stanley J. Reid	Mar.16/00	Mar.15/03	
Beverly Richert	Feb.03/99	Feb.02/00	
Frank Riewald	Feb.03/99	Feb.02/02	
David Rushton	Jan.13/99	Jan.12/02	
John Starkey	Mar.05/01	Mar.04/03	
Marie Trainer	May 2/01	May 1/04	
Barbara Travale	May 23/00	May 22/03	

7. Waterloo, Wellington, Dufferin

Kaarina Dillabough, Chair	Dec.16/98	Dec.15/03	
Dorothy Angel	Dec.18/98	Dec.15/01	
Bruce J.T. Barton	Dec.16/98	Dec.15/00	
Marjorie Carroll	Dec.16/98	Dec.15/01	
Marilyn R. Dippell	Dec.16/98	Dec.15/03	
Lorne Ebel	Apr.25/01	Apr.24/03	
James R. Gibbons	Dec.16/98	Dec.15/02	
Lynn Gibson	Dec.16/98	Dec.15/02	
Brian Horner	Dec.16/98	Dec.15/01	
Alison Jackson	Dec.16/98	Dec.15/01	
Owen E. Lackenbauer	Dec.16/98	Dec.15/99	
Joanna L. Maund	Dec.16/98	Dec.15/01	
Wayne Maycock	Mar. 30/99	Mar. 29/01	
Fiona M. McCrea	Dec.16/98	Dec.15/01	
Kenneth Porter	Jan.13/99	Jan.12/03	
Harry Quartel	Dec.16/98	Dec.15/00	
Katherine Vanderlaan	Dec.16/98	Dec.15/02	
Ray W. Ward	Dec.16/98	Dec.15/02	(Resigned)
Hajra Wilson	Dec.16/98	Dec.15/03	

8. Hamilton-Wentworth

John Ernest MacRae, Chair	Jan.13/99	Jan.12/02	
Glenn C. Agro	Feb.03/99	Feb.02/03	
Les Blunt	Jan.13/99	Jan.12/00	(Resigned)
Philip J. Bradley	Dec.30/99	Dec.29/02	
Cheryl De Merchant-Lafreniere	Feb.03/99	Feb.02/02	
Lena De Oliveira Aggus	Jan.13/99	Jan.12/04	
Paul J. Donoghue	Feb.03/99	Feb.02/02	(Resigned)
Frances Dougherty	Feb.03/99	Feb.02/01	
Ken Griffith	Jan.13/99	Jan.12/03	
Kenneth Murray Hall	Dec.30/99	Dec.29/02	

Stanley Peter Jaskot	Dec.30/99	Dec.29/02	
Sylvia Kajiura	Feb.03/99	Feb.02/03	
Carolyn Kovacs	Feb.03/99	Feb.02/02	
Phillip Leon	Feb.03/99	Feb.02/04	
William McCulloch	Feb.17/99	Feb.16/03	
Robert B. Moulden	Jan.13/99	Jan.12/02	
Judi M. Partridge	Feb.03/99	Feb.02/02	
Marie Robbins	Feb.03/99	Feb.02/04	
Dorothy J. Sager	Jan.13/99	Jan.12/00	(Resigned)
Leslie Standen	Feb.03/99	Feb.02/02	
Liz C. Weaver	Feb.03/99	Feb.02/03	

9. Niagara

Barry Willer, Chair	Jan.13/99	Jan.12/04	
Peter T. Banwell	Jan.13/99	Jan.12/03	
Spencer Childs	Feb.03/99	Feb.02/03	
Denise d'Entremont	Mar.16/00	Mar.15/03	
Alfie D'Uva	Nov.29/00	Nov.28/03	
Barbara Fraser	Jan.13/99	Jan.12/03	
James Gillap	Jan.13/99	Jan.12/03	
John Gordon Jr.	Jan.13/99	Jan.12/02	(Resigned)
James R. Grieve	Mar.10/00	Mar.09/03	
Colleen Hardie	Feb.03/99	Feb.02/04	
Brian Hutchings	Dec.02/99	Dec.01/02	
Donald G. Johnston	Feb.03/99	Feb.02/02	
Donald W. Johnstone	Feb.03/99	Feb.02/02	
Liz Palmieri	Feb.03/99	Feb.02/02	(Resigned)
Douglas Henry Rapelje	Jan.13/99	Jan.12/03	
Neal Roberts	Jan.13/99	Jan.12/02	(Resigned)
Kelly Robson	Jan.13/99	Jan.12/04	
Herb Schmidt	Nov.29/00	Nov.28/03	
Ira Schwartz	Feb.2/00	Feb.03/99	(Resigned)

Chuck Smith	Jan.13/99	Jan.12/01	(Resigned)
David Lorne Smith	Mar.05/01	Mar.04/03	
Annette F. Urlocker	Jan.13/99	Jan.12/03	
Bhavana A. Varma	Jan.13/99	Jan.12/01	(Resigned)
Christine Whyte	Jan.13/99	Jan.12/03	

10. Grey, Bruce, Huron, Perth

John A. Lawson, Chair	Jan.13/99	Jan.12/02	
Richard Beaney	Dec.18/98	Dec.17/01	(Resigned)
Kimberley Bilcke	Feb.16/00	Feb.15/02	(Resigned)
Harry Brightwell	Jan.13/99	Jan.12/04	
Dale Carnegie	Jan.13/99	Jan.12/02	
Bill Chipchase	Dec.18/98	Dec.17/03	(Resigned)
Ellen M. Connelly	Jan.13/99	Jan.12/02	
Gloria Day	Feb.03/99	Feb.02/04	
Connie Detzler	Jan.13/99	Jan.12/02	
Rolf Friis	Feb.03/99	Feb.02/03	
Jonathan M. Gaiser	Dec.18/98	Dec.17/99	
Rick Hammond	Feb.03/99	Feb.02/03	
James W. Hayter	Jan.13/98	Jan.12/00	
Marilyn Hughes	May 06/99	May 05/03	
Mary Ellen Jasper	Jun.14/00	Jun.13/03	
Shirley Johnstone	Jan.13/99	Jan.12/03	
Carol Lawrence	Dec.18/98	Dec.17/01	
Bill McGrath	Feb.03/99	Feb.02/02	
Edward Walter McKenzie	Feb.03/99	Feb.02/03	
Michael Myatt	Jan.13/99	Jan.12/03	
Carl R. Noble	Dec.18/98	Dec.17/02	
Bob Pringle	Jan.13/99	Jan.12/02	
Gerald Rogers	Dec.18/98	Dec.17/01	
Thomas Ruff	Dec.18/98	Dec.17/03	
Harry Thede	Jan.13/99	Jan.12/03	
Murray Thompson	Jan.13/99	Jan.12/01	(Resigned)

11. Essex, Kent & Lambton

Gregory Allan Aarssen, Chair	Dec.18/98	Dec.17/01
Kelly-Anne Appleton	Mar.05/01	Mar.04/03
Karen P. Boal	Dec.18/98	Dec.17/01
James J. Broderick	Dec.18/98	Dec.17/01
Fran S. Funaro	Dec.18/98	Dec.17/02
Peggy E. Golden	Dec.18/98	Dec.17/01
Gale Hanki	Jan.13/99	Jan.12/03
Jamie L. Henderson	Dec.18/98	Dec.17/01
Edward J. Herbert	Dec.18/98	Dec.17/02
Ramesh Jagoo	Dec.18/98	Dec.17/01
Madeline Mahon	Dec.18/98	Dec.17/02
Sally Maynard	Dec.18/98	Dec.17/02
Rosemary McCleary	Dec.18/98	Dec.17/01
Bert Rammelaere	Feb.03/99	Feb.02/01
Peter B. Shillington	Dec.18/98	Dec.17/01
Michael Ternovan	Dec.18/98	Dec.17/02
Earle A. Woolaver	Dec.18/98	Dec.17/01
Bonnie Young	Dec.18/98	Dec.17/02
Mary Alison Feniak	Dec.18/98	Dec.17/00

12. Thames Valley

Marian Millman, Chair	Dec.18/98	Dec.15/02
Paul Baldwin	Jun.30/00	Jun. 29/03
John Brotzel	Mar.05/01	Mar.04/03
Elaine D. Brown	Dec.16/98	Dec.15/02
Wendy R. Dale	Dec.18/98	Dec.17/01
Ronald Curtis Dawson	Feb.03/99	Feb.02/03
Nancy Elliott	Apr.19/00	Apr.18/03
Janet E. Ferguson	Dec.16/98	Dec.15/02 (Resigned)
Evelyn Harris-Williams	Apr.19/00	Apr.18/03
Nancy S. Hawkins	Dec.16/98	Dec.15/02 (Resigned)

Dianne M. Hodges	Dec.16/98	Dec.15/02	
Gerald H. Kleiman	Apr.19/00	Apr.18/03	
Mary Lynne Knill	Dec.15/99	Dec.16/98	
Helen S. LeFrank	Dec.16/98	Dec.15/00	(Resigned)
Elizabeth A. Lessif	Dec.16/98	Dec.15/03	
Annabelle Logan	May 02/01	May 01/04	
Gail D.G. MacKay	Dec.16/98	Dec.15/03	
Alan Marr	Dec.16/98	Dec.15/00	
Harry J. Mezenberg	Dec.16/98	Dec.15/01	
Ken E. Monteith	Dec.18/98	Dec.17/99	(Resigned)
Diane Louise Patenaude	May 02/01	May 01/03	
Earl Shea	Dec.16/98	Dec.15/01	
Dorothy Jean Smale	Jun.30/00	Jun.29/03	
Patrick Unger	Dec.16/98	Dec.15/01	(Resigned)
Mary E. Van Veen	Feb.17/99	Feb.16/00	
Gail A. Yuzpe	Dec.16/98	Dec.15/00	(Resigned)

13. Halton-Peel

Richard T. Bennett, Chair	Dec.16/98	Dec.15/02	
Joy Anderson	Dec.16/98	Dec.15/00	
Kamal Akbarali	Dec.16/98	Dec.15/01	
M. Douglas Brown	Dec.16/98	Dec.01/00	
Darryl Demille	May 02/01	May 01/03	
Nancy Domingos	Feb.16/00	Feb.15/03	
Pat Duignan	Dec.16/98	Dec.15/02	(Resigned)
Isabel Figueiras	Mar.27/01	Mar.26/03	
Steven Foster	Mar.30/99	Mar.29/03	
Paula Gardner	Dec.16/98	Dec.15/02	(Resigned)
Gurdev Gill	Mar.05/01	Mar.04/03	
Harry C. Gregg	Dec.16/98	Dec.15/02	
Linda P. Lane	Dec.16/98	Dec.15/02	
Hanna Losiak	Dec.16/98	Dec.15/99	
Robert A. MacDermid	Dec.16/98	Dec.15/02	
B. William Masson	Feb.03/99	Feb.02/02	(Resigned)

Don Mitchell	Dec.16/98	Dec.15/01	
Ross Moffat	Dec.16/98	Dec.15/00	
Sandra Morrow	May 2/01	May 1/03	
Lou Mulligan	Dec.16/98	Dec.15/01	
Adrienne Pearce	Jan.13/99	Jan.12/03	
Irene Slobodian	Dec.16/98	Dec.15/00	
Keith J. Strong	Jan.13/99	Jan.12/02	
Fran Wallace	Dec.16/98	Dec.15/03	
Joan Winchell	Dec.16/98	Dec.15/01	
Ruth Anne Winter	Dec.16/98	Dec.15/01	(Resigned)

14. Simcoe-York

Anne Pegg, Chair	Dec.18/98	Dec.17/02	
Nancy A. Arnoldi	Dec.18/98	Dec.17/01	(Resigned)
Peter W. Blakely	Dec.18/98	Dec.17/00	
George Czerny	Dec.18/98	Dec.17/03	
Sandra Eckerman-Norton	Dec.18/98	Dec.17/01	
Don Evans	Dec.18/98	Dec.17/02	
Leslie Farquharson	Mar.27/01	Mar.26/03	
Stewart M. Fisher	Dec.18/98	Dec.17/99	(Resigned)
Ann Forfar	Dec.18/98	Dec.17/01	
Joseph Francoz	Dec.18/98	Dec.17/03	
Daniel Frustaglio	Mar.01/00	Feb.28/03	
Gary Gladstone	Dec.18/98	Dec.17/02	
Leta Hall	Feb.03/99	Feb.02/03	
Marilyn Holmstrom	Jan.13/99	Jan.12/01	
Lesley J. Kell von Braun	Feb.17/99	Feb.16/01	
Les Kensit	Dec.18/98	Dec.17/03	
Fitz Matheson	Dec.18/98	Dec.17/03	
Louella Mathias	Dec.18/98	Dec.17/02	
Dunc McLaren	Dec.18/98	Dec.17/01	
Audrey E. Pickard	Dec.18/98	Dec.17/99	
Patricia Raible	Mar.27/01	Mar.26/03	
Francesca Romano	Nov.28/00	Nov.28/03	

Verna C. Ross	Dec.18/98	Dec.17/01
John D. Trotter	Apr.19/00	Apr.18/03
Aubrey Zidenberg	Jan.13/99	Jan.12/04

15. Durham, Haliburton, Kawartha, Pine Ridge

Joyce Devonshire, Chair	Jan.13/99	Jan.12/03
Marie Alger	Dec.18/98	Dec.17/00 (Resigned)
Cheryl Curry Anderson	Dec.18/98	Dec.17/01
Douglas Armstrong	Dec.18/98	Dec.17/00 (Resigned)
Diane Austin	Jan.13/99	Jan.12/03
Isadore Black	Dec.18/98	Dec.17/00
Donovan Leisk Brown	Dec.18/98	Dec.17/99
David Cook	May 06/99	May 05/02
Judy M. Currins	Dec.18/98	Dec.17/01
Henry B. Downing	Dec.18/98	Dec.17/99
Glenn Hodge	Mar.16/00	Mar.15/03
Alan H. Hubbs	Dec.18/98	Dec.17/02
Clair L. Irwin	Dec.18/98	Dec.17/01
Susan Johnston	Dec.18/98	May 01/03
Bev Kinsman	Jan.13/99	Jan.12/03
Leanne Lewis	Dec.18/98	Dec.17/00
Patti Ley	Dec.18/98	Dec.17/00
Reginald Edward McIntyre	Jan.13/99	Jan.12/00
Kirsten L. Monk	Dec.18/98	Dec.17/01
Judy Moskaluk	Dec.18/98	Dec.17/03
Joan Norris	Dec.18/98	Dec.17/03
William Nurse	Dec.18/98	Dec.17/01 (Resigned)
Aubrey Oppers	Mar.05/01	Mar.04/03
Roy F. Polito	Dec.18/98	Dec.17/99 (Resigned)
Mary Lou Ross	Jun.30/00	Jun.29/03
Judy Scott-Jacobs	Dec.18/00	Dec.17/03
Sharon Stoughton-Craig	Dec.18/98	Dec.17/03
Alan Strike	Dec.02/99	Dec.01/02

Barbara Truax	Dec.18/98	Dec.17/01	
Gerald Walker	Dec.18/98	Dec.17/00	(Resigned)
Bruce L. Wright	Apr.19/00	Apr.18/03	

16. Toronto

H. Donald Guthrie, Chair	Dec.18/98	Dec.17/02	
Theodora Dede Alexakis	Jan.13/99	Jan.12/00	(Resigned)
Sandra Anstey	Feb.03/99	Feb.02/02	
Deborah A. Beatty	Dec.18/98	Dec.17/01	
Donna Biesenthal	Dec.18/98	Dec.17/01	
Marie de Billancourt	Jun.30/00	Jun.29/03	
Connie Burnell	Feb.03/99	Feb.02/01	(Resigned)
Lawrence R. Dalton	Apr.19/00	Apr.18/03	
Frances Dobbs	Mar.17/99	Mar.16/02	
John Dudley	May 2/01	May 1/03	
Montrose L. Emerson	Jan.13/99	Jan.12/04	
Harry Floros	Dec.18/98	Dec.17/01	
Laura A. Furst	Dec.18/98	Dec.17/02	
Vim Kochhar	Dec.18/98	Dec.17/01	
Susan Kuczynski	Dec.18/98	Dec.17/00	
Grace P.K. Lau	Feb.03/99	Feb.02/02	(Resigned)
Peter A. Leon	Jun.30/00	Jun.29/03	
Michael L. Lindsay	Dec.18/98	Dec.17/01	
Bruce A.H. McMinn	Dec.18/98	Dec.17/01	
Marilyn W. R. Mirabelli	Dec.18/98	Dec.17/99	
Stephen D. Oikawa	Dec.18/98	Dec.17/99	
Graham Orwin	Dec.18/98	Dec.17/01	
Grace Palmer	Feb.03/99	Feb.02/02	
Sydney Pimentel	Feb.03/99	Feb.03/02	
Stuart Spanglett	Dec.18/98	Dec.17/01	
Augustine Tang	Dec.18/98	Dec.17/02	
Tanny Wells	Feb.07/01	Feb. 06/04	
Roman Woloszczuk	Dec.18/98	Dec.17/01	

ONTARIO TRILLIUM FOUNDATION

STAFF

as at June 18, 2001

Name	Title
Bernadette Ang	Assistant Manager, Program Systems
Lyn Apgar	Program Manager
Mary Banks	Coordinator of Program Administration
Janice Baun	Office Assistant
Suzanne Bédard	Program Manager
Sonja Bogojevski	Coordinator of Program Administration
Sandy Braendle	Program Manager
Linda Briggs	Program Manager
Carrie Butcher	Program Manager
Rick Byun	Community Media Liaison
Chantal Cafe	Office Assistant
Ron Cantin	Program Manager
L. Robin Cardozo	Chief Executive Officer
Milton Chan	Communications Assistant
Nelson Chan	Manager of Finance
Henry Chong	Area Manager
Peter Chu	Director of Information Technology
Clarisse Chung-Moi	Coordinator of Communications & Translation
Trudi Collins	Program Manager
Gunilla Creutz	Coordinator of Program Administration
Louise Crofts	Grants Associate
Nuala Doherty	Program Manager
Patricia Else	Director of Grant Operations
Manfred Fast	Program Manager
Yvonne Ferrer	Area Manager
Darlene Frampton	Director of Communications & Public Affairs
Victoria Gagnon	Area Manager
Lorraine Gandolfo	Area Manager
Lina Giovenco	Coordinator of Program Administration
Pedro Gorospe	Office Assistant
Lucie Goulet	Program Manager
Sophia Hanafi	Program Manager
Julia Howell	Program Manager
Kevin Humphrey	Grants Associate
Loida Ignacio	Office Assistant
Rozina Issani	Receptionist
Kiyomi Kaiura	Financial Assistant
Carol Kehoe	Grants Associate
Theron Kramer	Program Manager

ONTARIO TRILLIUM FOUNDATION – STAFF (continued)

Name	Title
Diane Labelle-Davey	Director of Human Resources and Volunteer Relations
Nathalie Le Roc'h	Coordinator of Program Administration
Andrew Lee	Program Manager
Kalok Leung	Coordinator of Financial Administration
Ursula Lipski	Senior Policy & Research Analyst
Inga Lubbock	Program Manager
Jean Malavoy	Program Manager
Angelita Marquez	Coordinator of Program Administration
Melanie Maxwell	Manager of Administration
Tara McMurtry	Program Manager
Gilmar Militar	Program Manager
Jennifer Miller	Program Manager
Stephen Mitchell	Coordinator of Program Administration
Ruth Mott	Program Manager
Colette Naubert	Program Manager
Paul O'Brien	Coordinator of Program Administration
Jan O'Reilly	Policy & Research Analyst
Eulan O'Connor	Coordinator of Corporate Administration
Stacey O'Neill	Office Assistant
Debra Oswald	Coordinator of Program Administration
Martin Padgett	Manager, Corporate Communications
Anne Panday	Office Assistant
Anne Pashley	Vice-President of Finance and Administration
Jean-Yves Pelletier	Grants Associate
Coman Poon	Community Media Liaison
Maisie Poon	Coordinator of Program Administration, Human Resources & Volunteer Relations
Jackie Powell	Program Manager
John Pugsley	Program Manager
B.J. Richmond	Program Manager
Joanne Richmond	Program Manager
Tracey Robertson	Program Manager
Catherine Roussety	Coordinator of Program Administration
Ronnie Rusk	Community Media Liaison
Michael Russell	Database Administrator & Website Coordinator
Lorna Ryan	Program Manager
Maja Saletto Jankovic	Program Manager
Gisela Shivanath	Manager, Policies & Standards
Jodi Simpson	Coordinator of Program Administration
Sheila Simpson	Program Manager
Stella Sosu	Receptionist

ONTARIO TRILLIUM FOUNDATION – STAFF (continued)

Name	Title
Ellen Starkiss	Grants Associate
Joan Stearns	Manager, Stakeholder Relations
Marilyn Struthers	Program Manager
Ruth Suh	Coordinator of Program Administration
Mary-Jo Sullivan	Grants Associate
Gayle Waxman	Director of Policies & Standards
Nancy Webster	Program Manager
Susan West	Program Manager
Jacinth Whittingham	Coordinator of Program Administration
Alex Wojtow	Coordinator of Program Administration
Andrew Woolner	Network Administrator
Constance Yau	Coordinator of Program Administration
Anthony Zuppinger	Systems Analyst

Report on Financial Performance

- In 2000-2001, the Ontario Trillium Foundation received \$100 million from the Ministry of Tourism, Culture and Recreation for its Community and Province-Wide Grants Programs.
- In addition, \$9.6 million had been deferred from last year's Ministry funding, and \$8.5 million was earned in investment income, making a total of approximately \$118.1 million available for expenditure during the year.
- Of this funding, \$99.0 million was pledged for Community and Province-Wide grants, \$9.1 million was expended on operations, and the remaining \$10.0 million was deferred for pledging in the 2001-2002 fiscal year.
- The Foundation also pledged \$2.7 million in Partnership Programs grants, for a total granted in 2000/01 of \$101.7 million.
- At March 31, 2001, the Foundation held approximately \$117.4 million in investments, in short-term treasury bills, bankers' acceptances, and government bonds. These funds represent multi-year grant commitments invested to maximize interest income for the Foundation. Investments are made under the policy direction of the Ontario Financing Authority.
- Operating expenditures for the year were \$9.1 million, compared with an approved budget of \$9.9 million. It is anticipated that expenditures in the coming year will be approximately \$10 million, as vacant staff positions are filled to meet the demands of the increasing number of grants under management.
- Accumulated net assets at year-end totalled \$9.0 million, of which \$1.3 million was invested in capital assets and \$7.7 million represented unrestricted assets. Future investment income from the unrestricted assets will contribute towards the Foundation's operating expenditures, thereby continuing to maximize the funds available for grants.
- Funds may be recovered, or future payments rescinded, in cases where circumstances (e.g. planned activities, budgets) change or where grant conditions or performance objectives are not met.
- Volunteers make a significant contribution to the operations of the Foundation. Given the difficulty of estimating monetary value, these contributions are not reflected in the financial statements.

Financial Statements

Ontario Trillium Foundation

March 31, 2001

AUDITORS' REPORT

To the Board of Directors of the
Ontario Trillium Foundation

We have audited the balance sheet of the **Ontario Trillium Foundation** as at March 31, 2001 and the statements of operations and changes in accumulated net assets and cash flows for the year then ended. These financial statements are the responsibility of the Foundation's management. Our responsibility is to express an opinion on these financial statements based on our audit.

We conducted our audit in accordance with Canadian generally accepted auditing standards. Those standards require that we plan and perform an audit to obtain reasonable assurance whether the financial statements are free of material misstatement. An audit includes examining, on a test basis, evidence supporting the amounts and disclosures in the financial statements. An audit also includes assessing the accounting principles used and significant estimates made by management, as well as evaluating the overall financial statement presentation.

In our opinion, these financial statements present fairly, in all material respects, the financial position of the Foundation as at March 31, 2001 and the results of its operations and its cash flows for the year then ended in accordance with Canadian generally accepted accounting principles. As required by the Corporations Act (Ontario), we report that, in our opinion, these principles have been applied on a basis consistent with that of the preceding year.

Toronto, Canada,
May 11, 2001.

Ernst & Young LLP

Chartered Accountants

Ontario Trillium Foundation


BALANCE SHEET


As at March 31

	2001 \$	2000 \$
ASSETS		
Cash	1,063,302	864,198
Accrued interest and other	3,778,757	2,413,491
Investments <i>[note 3]</i>	117,445,189	79,839,766
Capital assets, net <i>[note 4]</i>	1,340,913	1,436,053
	123,628,161	84,553,508
LIABILITIES AND NET ASSETS		
Liabilities		
Accounts payable and accrued liabilities	927,749	887,877
Grants payable <i>[note 6[b]]</i>	100,820,370	60,600,413
Deferred contributions <i>[note 6[a]]</i>	12,838,520	14,227,317
Total liabilities	114,586,639	75,715,607
Net assets <i>[note 7]</i>		
Invested in capital assets	1,340,913	1,436,053
Unrestricted assets	7,700,609	7,401,848
Accumulated net assets	9,041,522	8,837,901
	123,628,161	84,553,508

See accompanying notes

On behalf of the Board:


Robert G. Power
Chair


Jean-François Gratton
Treasurer

Ontario Trillium Foundation

**STATEMENT OF OPERATIONS AND
CHANGES IN ACCUMULATED NET ASSETS**

Year ended March 31

	2001	2000
	\$	\$
REVENUE		
Ministry of Tourism, Culture and Recreation funding <i>[note 5]</i>	101,588,563	93,747,827
Grants rescinded or recovered	1,158,242	1,175,705
Interest income	8,501,201	5,095,111
	111,248,006	100,018,643
EXPENSES		
Grants pledged <i>[note 6]</i>	101,712,321	84,529,100
Current operations	9,147,779	7,601,736
Non-grant contributions to the community <i>[note 8]</i>	184,285	98,828
	111,044,385	92,229,664
Excess of revenue over expenses for the year	203,621	7,788,979
Accumulated net assets, beginning of year	8,837,901	1,048,922
Accumulated net assets, end of year	9,041,522	8,837,901

See accompanying notes

Ontario Trillium Foundation

STATEMENT OF CASH FLOWS

Year ended March 31

	2001	2000
	\$	\$
GRANTING AND OPERATING ACTIVITIES		
Excess of revenue over expenses for the year	203,621	7,788,979
Add non-cash item		
Amortization of capital assets	504,098	470,578
Net change in non-cash working capital balances related to operations	37,505,766	54,022,422
Cash provided by granting and operating activities	38,213,485	62,281,979
INVESTING ACTIVITIES		
Net increase in investments	(37,605,423)	(61,547,917)
Purchase of capital assets	(408,958)	(432,124)
Cash used in investing activities	(38,014,381)	(61,980,041)
Net increase in cash during the year	199,104	301,938
Cash, beginning of year	864,198	562,260
Cash, end of year	1,063,302	864,198

See accompanying notes

Ontario Trillium Foundation

NOTES TO FINANCIAL STATEMENTS

March 31, 2001

1. PURPOSE

The Ontario Trillium Foundation ["OTF"], an agency of the Ministry of Tourism, Culture and Recreation [the "Ministry"], is financially supported by the government of Ontario. OTF began operations as an arm's length agency of the Ontario government on August 23, 1982 and was incorporated without share capital under the laws of Ontario under letters patent dated November 17, 1982. OTF's purpose is to work with others to make strategic investments to build healthy, sustainable and caring communities in Ontario.

2. SIGNIFICANT ACCOUNTING POLICIES

These financial statements have been prepared in accordance with Canadian generally accepted accounting principles applied within the framework of the accounting policies summarized below:

Revenue recognition

OTF follows the deferral method of accounting for contributions, which include government funding. Unrestricted contributions are recognized as revenue when received or receivable if the amount to be received can be reasonably estimated and collection is reasonably assured. Contributions externally restricted are deferred and recognized as revenue in the year in which the related expenses are recognized.

Investments

Short-term investments, treasury bills, and bankers' acceptances are recorded at cost. Bonds are recorded at amortized cost.

Grants

Grants are recorded as expenses in the year that the Board of Directors approves the grant.

Ontario Trillium Foundation

NOTES TO FINANCIAL STATEMENTS

March 31, 2001

Capital assets

Capital assets are recorded at cost less accumulated amortization. Amortization is provided on a straight-line basis over the following periods:

Furniture and fixtures	5 years
Computer hardware	3 years
Computer software	1 year
Leasehold improvements	over term of the lease

3. INVESTMENTS

Investments consist of the following:

	2001		2000	
	Cost	Market	Cost	Market
	\$	value	\$	value
		\$		\$
Treasury bills	102,955,803	102,955,803	60,259,187	60,259,187
Bankers' acceptances	5,291,887	5,291,887	15,580,580	15,580,580
Ontario Hydro bond, 5.97% due April 16, 2002	5,197,500	5,058,970	—	—
Government of Canada, 7.05% due May 1, 2001	3,999,999	4,005,963	3,999,999	3,984,257
	117,445,189	117,312,623	79,839,766	79,824,024

The treasury bills and bankers' acceptances are due within the next twelve months and bear interest from 4.61% to 6.40% [2000 – 4.90% to 6.03%]

Ontario Trillium Foundation

NOTES TO FINANCIAL STATEMENTS

March 31, 2001

4. CAPITAL ASSETS

Capital assets consist of the following:

	2001			2000		
	Cost	Accumulated amortization	Net book value	Cost	Accumulated amortization	Net book value
	\$	\$	\$	\$	\$	\$
Furniture and fixtures	626,423	315,107	311,316	557,104	196,888	360,216
Computer hardware	833,413	575,792	257,621	615,894	480,668	135,226
Computer software	461,244	437,996	23,248	414,745	256,384	158,361
Leasehold improvements	1,073,520	324,792	748,728	997,899	215,649	782,250
	2,994,600	1,653,687	1,340,913	2,585,642	1,149,589	1,436,053

5. GOVERNMENT FUNDING

Effective April 1, 1999, OTF began to receive funding from the Ministry for a new mandate to be carried out through two programs: the Community and Province-wide Grants Programs. During the fiscal year ended March 31, 2001, OTF received \$100 million of funding and must use \$100 million less operating expenses not covered by investment income for the two grant programs. Funding received in the current year has been recorded in the continuity of deferred contributions [note 6[a]].

During the fiscal year ended March 31, 2000, OTF received \$100 million of funding. Of this amount, \$90 million had to be used for the two grant programs and is recorded as funding received in the continuity of deferred contributions [note 6[a]]. The balance of \$10 million became available to cover other expenses and was recorded as income in the statement of operations and changes in accumulated net assets.

Since April 1996, OTF has received funding from the Ministry for Partnership Programs which include the Community Connections Program, Access Fund and Community Linkages Program. For the fiscal year ended March 31, 2000, OTF received \$3,500,000 in connection with Partnership Programs. This amount was recorded as funding received in the continuity of deferred contributions [note 6[a]]. No funding was received for these programs in fiscal 2001.

The government funding is subject to Memoranda of Understanding with the Ministry that define how the funds must be invested and distributed.

Ontario Trillium Foundation

NOTES TO FINANCIAL STATEMENTS

March 31, 2001

6. DEFERRED CONTRIBUTIONS AND GRANTS PAYABLE

[a] Deferred contributions represent funding received from the Ministry that has not yet been pledged as grants. The continuity of deferred contributions is as follows:

	2001		
	Community and Province-wide Grants Programs	Partnership Programs	Total
	\$	\$	\$
Deferred contributions, beginning of year	9,650,525	4,576,792	14,227,317
Activities during the year			
Funding received <i>[note 5]</i>	100,000,000	—	100,000,000
Interest income recorded as revenue	8,349,870	151,331	8,501,201
Grants pledged	(98,973,921)	(2,738,400)	(101,712,321)
Current operations	(8,996,448)	(151,331)	(9,147,779)
Grants rescinded or recovered related to grants approved after March 31, 1999	427,475	342,861	770,336
Interest income available for use in future years	—	199,766	199,766
	806,976	(2,195,773)	(1,388,797)
Deferred contributions, end of year	10,457,501	2,381,019	12,838,520

Ontario Trillium Foundation

NOTES TO FINANCIAL STATEMENTS

March 31, 2001

	2000		
	Community and Province-wide Grants Programs	Partnership Programs	Total
	\$	\$	\$
Deferred contributions, beginning of year	—	4,475,144	4,475,144
Activities during the year			
Funding received <i>[note 5]</i>	90,000,000	3,500,000	93,500,000
Grants pledged	(80,502,000)	(3,548,400)	(84,050,400)
Grants rescinded or recovered related to grants approved after March 31, 1999	152,525	—	152,525
Grants rescinded or recovered	—	150,048	150,048
	9,650,525	101,648	9,752,173
Deferred contributions, end of year	9,650,525	4,576,792	14,227,317

[b] Once OTF pledges grants for distribution, the grants are recorded as grants payable. Grants pledged and not yet distributed are payable, subject to the receipt of funds by OTF and to certain performance conditions placed on the recipients. The continuity of grants payable is as follows:

	2001	2000
	\$	\$
Grants pledged		
Community and Province-wide Grants Programs	98,973,921	80,502,000
Partnership Programs	2,738,400	3,548,400
Other	—	478,700
	101,712,321	84,529,100
Grants rescinded	(1,092,900)	(1,120,300)
Grants paid	(60,399,464)	(37,729,121)
Net change in grants payable	40,219,957	45,679,679
Grants payable, beginning of year	60,600,413	14,920,734
Grants payable, end of year	100,820,370	60,600,413

Ontario Trillium Foundation

NOTES TO FINANCIAL STATEMENTS

March 31, 2001

Grants are payable to various organizations in the fiscal years ending March 31 as follows:

	\$
2002	59,940,770
2003	26,964,200
2004	10,934,300
2005	2,325,200
2006	655,900
	<u>100,820,370</u>

7. NET ASSETS

The changes in the components of the net assets are as follows:

	<u>2001</u>			<u>2000</u>
	<u>Unrestricted net assets</u>	<u>Invested in capital assets</u>	<u>Total</u>	<u>Total</u>
	\$	\$	\$	\$
Net assets, beginning of year	7,401,848	1,436,053	8,837,901	1,048,922
Excess (deficiency) of revenue over expenses for the year	707,719	(504,098)	203,621	7,788,979
Purchase of capital assets	(408,958)	408,958	—	—
Net assets, end of year	<u>7,700,609</u>	<u>1,340,913</u>	<u>9,041,522</u>	<u>8,837,901</u>

8. NON-GRANT CONTRIBUTIONS TO THE COMMUNITY

Non-grant contributions to the community are charitable activities other than grants, such as partnerships with other organizations, projects initiated by OTF and technical assistance to community organizations. Costs shown as other non-grant charitable contributions represent expenses allocated from current operations.

Ontario Trillium Foundation

NOTES TO FINANCIAL STATEMENTS

March 31, 2001

The components of the non-grant contributions to the community are as follows:

	2001	2000
	\$	\$
Research Project - Community Profiles	9,702	50,000
Media Relations Toolkit	47,313	—
Other non-grant charitable contributions	127,270	48,828
	184,285	98,828

9. COMMITMENTS

[a] OTF has provided a \$240,000 letter of credit to its landlord to support its obligations under the lease at its premises. No amount has been drawn as at March 31, 2001.

[b] Future minimum annual rental payments for premises under operating leases to 2008 are as follows:

	\$
2002	196,486
2003	175,366
2004	254,981
2005	245,113
2006	245,113
2007 and thereafter	469,800